



**List of Acceptable Plastics for
Optical Lenses and Reflex Reflectors
Used on Motor Vehicles**

April 19, 2024



**List of Acceptable Plastics for
Optical Lenses and Reflex Reflectors
Used on Motor Vehicles**

April 19, 2024 Edition

**Automotive Manufacturers Equipment Compliance Agency, Inc.
1025 Connecticut Avenue, NW Suite #1000
Washington DC 20036**

www.ameca.org

1. STATUS

The following materials have been accepted by the Automotive Manufacturers Equipment Compliance Agency as meeting the 3-year weathering test of FMVSS 108 for plastics used in optical lenses and reflectors used on motor vehicles. No evaluation has been made as to the suitability of individual materials for particular automotive uses, or to the manufacturing methods.

You must contact the resin or coating manufacturer to determine the best material for your application.

Every plastics resin manufacturer has specialized products for different applications, processing conditions, manufacturing equipment, light sources and final use.

Please contact the manufacturer directly for more information.

The device manufacturers must ensure that the lenses molded from acceptable materials meet the color and plastic stability test requirements for each individual device.

2. LISTING

The material is listed by the manufacturer's name, trade name and flow formulation, type of resin, color number and color.

3. MATERIAL COATINGS AND HAZE

When these materials are used for state/provincial regulated lighting device lenses, the applicable state/provincial regulations shall be met.

The Code "#" denotes material which must be coated to pass the 7% haze requirement. This material does **not** need to be coated to meet the 30% haze requirement.

The Code "Q" denotes a coated material that must be coated to pass the 7% haze requirement. **No information is given on uncoated performance.**

The Code "Q2" denotes a coated material that must be coated to pass the 7% haze requirement. This material **can not be used** uncoated.

The Code "\$" denotes a coated material with haze values between 7% and 30%. **No information is given on uncoated performance. These cannot be used as or in front of a reflex reflector.**

The Code "@" denotes a coated material with haze values between 7% and 30%. This material **cannot be used** when uncoated. **These cannot be used as or in front of a reflex reflector.**

The Code "!" denotes a material that does not require a coating to be used as an inner lens when protected by an outer lens designated by Code "#". The inner and outer lens materials have been tested together as a system and together they will meet FMVSS 108.

Only materials tested together, may be used this way. Not every manufacturers materials will qualify for the outer lens. **Other manufacturers lens material may NOT be used as an outer lens** even if those materials are designated #. The inner and outer lens must be tested together.

4. DISTRIBUTION

This list is updated and distributed free on a monthly basis. Any revised or pre-release editions may be obtained by contacting AMECA.

5. DEFINITIONS

Coating -- Material applied to surface of the lens to improve some aspect of performance.

Coated materials-- a material which has a coating applied to the surface of the finished sample to impart some protective properties. Coating identification means a mark of the manufacturer's name, formulation designation number, and recommendations for application.

Color bleeding -- the migration of color out of a plastic part onto the surrounding surface.

Cracking -- a separation of adjacent sections of a plastic material with penetration into the specimen.

Crazing -- a network of apparent fine cracks on or beneath the surface of materials.

Delamination -- a separation of the layers of a material including coatings.

Hard Coat -- 1) Coating which is cured by UV radiation.
2) Coating which provides additional resistance to abrasion or scratching which may be cured by thermally or by UV radiation. May contribute to long term durability of material.

Note: Both definitions are being used--please verify the intended performance when discussing hard coats.

Haze -- the cloudy or turbid appearance of an otherwise transparent specimen caused by light scattered from within the specimen or from its surface.

Inner Lens—A material covered by another material for testing. It is used interchangeably with “protected application”

Protected Application. A material covered by another material for testing. It is used interchangeably with Inner Lens.

Reflex reflectors-- devices used on vehicles to give an indication to approaching drivers using reflected light from the lamps of the approaching vehicle.

Substrate -- Base material to which all other performance enhancing materials are added.

UV-protective Coat -- Coating designed to provide additional protection from the sun's electromagnetic radiation, particularly those wavelengths in the UV bandwidth. Often used on polycarbonate substrates to improve weathering performance. Polycarbonates must be coated for use in or in front of reflex reflectors.

UV radiation -- Short wavelength, high energy radiation emitted by the sun or other object (HID lamp). Wave lengths between 10 and 380 nm.

HID Lamp -- High Intensity Discharge Lamp. Lamps produce light by the use of a stabilized arc. Lamps can produce significant UV radiation which may require special materials. See SAE J-1647

6. NOTE ON COLOR

The colors listed have been determined to be in compliance with SAE J-578 using the ASTM E 308-66 method required by FMVSS 108 or in thicknesses specified by the resin manufacturer.

NOT EVERY COLOR LISTED WILL MEET SAE J-578 COORDINATES FOR YOUR INTENDED THICKNESS

NOT EVERY MATERIAL IN EVERY COLOR WILL MEET J578 WITH LED OR ILLUMINANT C LIGHTSOURCES

CHECK WITH THE RESIN MANUFACTURER'S COLOR SPECIALIST

The ASTM E 308-66 method uses an illuminant A light source energized to 2856k. *If you use anything other than an incandescent light source at 2856k you MUST verify that the resulting color meets the specifications of SAE J-578 for your intended thickness.* Halogen light sources at 3200k, illuminant C (strobe) and LED light sources will dramatically alter the color output. In addition, some light sources do not emit color or luminous flux uniformly. Measurements should be made to verify that the emitted light using your intended lightsource meets the specifications of J-578 throughout its photometric range.

7. NOTE ON INNER LENS COLOR

Combinations of inner and outer lenses with various colors may not perform predictably. Output will vary markedly with different light sources. Check with the resin manufacturer's color specialist when making selections

8. NOTE ON "EQUIVALENT" FORMULATIONS.

Many companies have distributed manufacturing facilities, cooperative agreements or joint ventures. In order to list a facility or another company the company which has done the three year weathering testing must send documentation stating that the materials, processes and end products are equivalent between itself and the new applicant. Due to industry complaints, the List of Acceptable Plastics has revised the listing to more accurately reflect the test data from various parent companies. ***In addition, if the joint venture is terminated or the manufacturing facility is sold, the subsidiary or joint company must be able to provide weathering test data on its own. A company can no longer rely on the parent company data and processes if they have no relationship to the parent company who conducted the original testing.***

10. NOTE ON SUBMITTING FOR ADDITIONAL COLORS

If you plan to add an additional color number to your listing, please list the existing colors which have undergone the three year weathering that are a greater and lesser concentration. The colors listed MUST be in the same color space. See FMVSS 108 S14.4.2.1.3

11. Note on Inner Lens and Inner Coating Testing

Only inner and outer lens materials, tested together, may be registered for an inner lens system. Not every manufacturer's materials will qualify for the outer lens. Other manufacturers lens material may NOT be used as an outer lens even if those materials have successfully been used as an outer lens for a different material. The inner lens/coating and outer lens/coating must be tested together as a system.

Currently the DOT has issued no guidelines for inner lenses. If and when they do, they will be the requirements that everyone must follow. In the meantime, we would recommend for following guidelines for inner lens test setup.

- 1) You must bracket test every color combination (light/dark) you want to use—red, blue, amber, etc. The light/dark colors must be in the same color space.
- 2) You must bracket test molecular weight (heavy/light) for both outer lens and inner lens.

- 3) The test setup—airspace, ventilation, should duplicate as close as possible the conditions in an inner automotive lens including factors such as ventilation, spacing between inner and outer lens and coatings.
- 4) For more information, please see SAE Paper: <http://papers.sae.org/2004-01-0800>

Inner lens materials will be listed with their outer lens material jointly as a system. Both the inner lens and outer lens material/color will be listed with both materials specified. If you only test a limited range of lens colors, thicknesses or materials that is how they will be listed.

12. Special Note on the definition of “Protected Inner Lens” and/or “Protected Applications”

Protected Inner Lenses or Protected Applications for polycarbonate lenses refers to an outer lens which has a UV absorbing capabilities. NOT physical protection but UV protection.

Frequently Asked Questions

Q1) If someone else has weathered a polycarbonate/PMMA material, do I have to weather my polycarbonate/PMMA material?

A) Yes, every company's material stands independently from what another company has done. Each coating, pigment and additive must be tested with each company's own material. Each separate material stands alone for weathering performance unless bracketed by materials of higher and lower concentrations or molecular weights.

Q2) If someone else has weathered a pigment with another plastic do I have to weather the pigment with my plastic?

A) Yes, every company's material stands independently from what another company has done. Each coating, pigment and additive must be tested with each company's own material. Each separate material stands alone for weathering performance unless bracketed by materials of higher and lower concentrations or molecular weights.

Q3) If someone else has weathered a coating do I have to weather my material with that coating?

A) Yes, every company's material stands independently from what another company has done. Each coating, pigment and additive must be tested with each company's own material. Each separate material stands alone for weathering performance unless bracketed by materials of higher and lower concentrations or molecular weights.

Q4) Testing laboratories typically use a 1-10 numbering scale according to ASTM D660 to indicate the degree of crazing, cracking or delamination associated with weathering. What numerical value from ASTM D660 is acceptable for listing?

A) FMVSS 108 does not refer to any numerical values from ASTM D660. The numerical values are done by the test laboratory for manufacture convenience.

FMVSS 108 states:

S14.4.2.2.4.2 After completion of the outdoor exposure test materials used for headlamp lenses must show no deterioration.

S14.4.2.2.4.3 After completion of the outdoor exposure test all materials, when compared with the unexposed control samples, must not show physical changes affecting performance such as color bleeding, delamination, crazing, or cracking. **Additionally materials used for reflex reflectors and lenses used in front of reflex reflectors must not show surface deterioration or dimensional changes.**

Your tested samples must not show any changes affecting performance. The only value which shows no change is a numerical value of 10.

Q5) How many thicknesses do I have to test?

A) FMVSS 108: S14.4.2.1.3 Samples must be furnished in thicknesses of 1.6 ± 0.25 mm, $2.3 \pm$

0.25 mm, 3.2 ± 0.25 mm, and 6.4 ± 0.25 mm.

Q6) Even if it's for a coating? A) Yes.

Q7) Do materials have to meet the color requirements before testing?

A) Yes: S14.4.2.1.4 All samples must conform to the applicable color test requirement of this standard prior to testing.

Q8) What about the plastics used in non-FMVSS applications such as emergency vehicle lighting which also require three year weathering?

A) Yes, those can be listed with non-standard colors as long as they are NOT used on FMVSS 108 lighting devices.

Testing outline. Note, we also recommend you send DOUBLE samples to prevent any errors.

► 4 Thicknesses

- For each colour
- For each coating
- For each molecular weight (MW)

► For example for each resin type:

- 4 thickness samples of dark red, uncoated, Lowest MW Resin A
- 4 thickness samples of light red, uncoated, Lowest MW Resin A
- 4 thickness samples of dark red, uncoated, Highest MW Resin A
- 4 thickness samples of light red, uncoated, Highest MW Resin A
- 4 thickness samples of dark red, coating 1, Lowest MW Resin A
- 4 thickness samples of light red, coating 1, Lowest MW Resin A
- 4 thickness samples of dark red, coating 1, Highest MW Resin A
- 4 thickness samples of light red, coating 1, Highest MW Resin A

Each resin stands on it's own. Combinations of additives cannot be reliably predicted, especially if they are supposed to control the same issue. (such as two different UV absorbers)

- 4 thickness samples of dark red, uncoated, Lowest MW Resin B
- 4 thickness samples of light red, uncoated, Lowest MW Resin B
- 4 thickness samples of dark red, uncoated, Highest MW Resin B
- 4 thickness samples of light red, uncoated, Highest MW Resin B
- 4 thickness samples of dark red, coating 1, Lowest MW Resin B
- 4 thickness samples of light red, coating 1, Lowest MW Resin B
- 4 thickness samples of dark red, coating 1, Highest MW Resin B
- 4 thickness samples of light red, coating 1, Highest MW Resin B
- Now repeat for clear, yellow, blue, coating 2 & coating 3

AMECA List of Acceptable Plastic Materials Table of Contents

ASAHI KASEI CORPORATION	11
CHIMEI CORPORATION	14
CHIMEI CORPORATION ZHENJIANG CHINA	17
COVESTRO DEUTSCHLAND AG (EUROPE)	20
COVESTRO (HONG KONG) LIMITED (ASIA PACIFIC)	20
COVESTRO LLC (AMERICA)	20
DAICEL MIRAIZU LTD.	30
DIAPOLYACRYLATE CO., LTD.	31
DOW CHEMICAL COMPANY	36
ATLAS MATERIAL TESTING TECHNOLOGY SPECIAL INFORMATION SECTION	37
FORMOSA IDEMITSU PETROCHEMICAL CORP.	43
IDEMITSU KOSAN CO., LTD.	45
KCC SILICONE CORP.	49
KURARAY CO., LTD. CORP	50
LG CHEM, LTD.	53
LX MMA CORP.	55
LOTTE CHEMICAL CORP.	57
LOTTE MCC CORPORATION.	60
LUCITE INTERNATIONAL (U.K.)	61
MITSUBISHI CHEMICAL CORPORATION	64
MITSUBISHI CHEMICAL POLYMER NANTONG CO., LTD.	70
MITSUBISHI ENGINEERING PLASTICS CORPORATION	74
MITSUBISHI GAS CHEMICAL ENGINEERING PLASTICS (SHANGHAI) CO., LTD.	83
NIPPON SHOKUBAI CO., LTD.	91
AZ TEST SPECIAL INFORMATION SECTION	92
PLASKOLITE INC.	95
POLYCASA GMBH	97
ROEHM AMERICA LLC	98
RÖHM GMBH	98
ROEHM CHEMICAL (SHANGHAI) CO., LTD.	98
SABIC USA	100
SABIC BRAZIL	105
SABIC NANSHA, CHINA	110
SABIC SHANGHAI, CHINA	115
SABIC EUROPE	120
SABIC INDIA	125
SABIC JAPAN	130
SABIC KOREA	135
SAUDI KAYAN PETROCHEMICAL CO.	140
SAUDI METHACRYLATES COMPANY (SAMAC)	141
Q-LAB SPECIAL INFORMATION SECTION	142
SAMYANG CORPORATION	158
SUMITOMO CHEMICAL CO., LTD.	160
SUMITOMO CHEMICAL ASIA	162
SUMITOMO CHEMICAL EUROPE S.A./N.V.	164
SUMIKA POLYCARBONATE LIMITED	166
SUZHOU DOUBLE ELEPHANT OPTICAL MATERIAL CO., LTD.	169
TEIJIN LIMITED.	170

TEIJIN POLYCARBONATE CHINA LTD.....	177
TEIJIN POLYCARBONATE SINGAPORE PTE.....	183
THAI POLYCARBONATE CO., LTD.....	189
TRINSEO. ALTUGLAS DIVISION.....	193
TRINSEO USA, ALTUGLAS DIVISION.....	193
ALTUGLAS S.R.L. (ITALY), ALTUGLAS DIVISION.....	193
TRINSEO KOREA LTD., ALTUGLAS DIVISION.....	193
UNIGEL PLASTICS.....	199
UNITIKA LTD.	201
WANHUA CHEMICAL GROUP CO., LTD.	202
INDEX OF COMPANIES AND MATERIALS.....	204
APPENDIX A: AMECA ACCREDITED LABORATORY INFORMATION.....	208
APPENDIX B: FEDERAL STANDARD FOR PLASTICS.....	209
APPENDIX C: DOT INTERPRETATION FILES AND SUPPLEMENTAL LAB INFORMATION.....	211

<u>MFR.</u>	<u>TRADE NAME AND FLOW FORMULATION</u>	<u>TYPE OF RESIN</u>	<u>NUMBER</u>	<u>COLOR</u>
Asahi Kasei Corporation www.asahi-kasei.co.jp	Delmore H-350A Anhydride Acrylic	Polymethacrylic	99141	Clear
			D33144	Red
			D23084	Yellow
Asahi Kasei Corporation www.asahi-kasei.co.jp	Delpet 70H Delpet 70N Delpet 80CT Delpet 80N Delpet 80NB Delpet 80NE Delpet 80NEK Delpet 80NEN Delpet 80NET Delpet 80NF Delpet 80NP Delpet 80NR Delpet 80NS Delpet 800F Delpet 80EB Delpet 80EH Delpet 80NH Delpet 80TJ Delpet PM130N Delpet SK420N Delpet SK430N	Polymethyl Methacrylate	99141	Clear
			99142	Clear
			99143	Clear
			LM60302	Clear
			NS00165 ¹	Clear
			NS00178 ²	Clear
			31140	Red
			31141	Red
			31142	Red
			31143	Red
			31144	Red
			31145	Red
			31151	Red
			31152	Red
			31153	Red
			33140	Red
			33141	Red
			33142	Red
			33143	Red
			33144	Red
			33151	Red
			33153	Red
			33170	Red
			33232	Red
			33233	Red
			33261	Red
			33340	Red
33402	Red			
K3140 ³	Red			
K3151	Red			
K3232 ³	Red			
21102	Yellow			
21104	Yellow			
21106	Yellow			
21107	Yellow			
21108	Yellow			
21109	Yellow			
21110	Yellow			
21111	Yellow			
21207	Yellow			
21301	Yellow			
21511	Yellow			
21802	Yellow			
21803	Yellow			
21834	Yellow			

1 Note: NS00165 is listed with Delpet 80N for 1.6-3.2 mm Only

2 Note: NS00178 is listed with Delpet 80N for 1.6-2.3 mm Only

3 Note: K3140 and K3232 are listed for 6.4 mm only

<u>MFR.</u>	<u>TRADE NAME AND FLOW FORMULATION</u>	<u>TYPE OF RESIN</u>	<u>NUMBER</u>	<u>COLOR</u>
Asahi Kasei Corporation www.asahi-kasei.co.jp	Delpet 70H	Polymethyl Methacrylate	23080	Yellow
	Delpet 70N		23082	Yellow
	Delpet 80N		23083	Yellow
	Delpet 80NB		23084	Yellow
	Delpet 80NE		23090	Yellow
	Delpet 80NEK		23091	Yellow
	Delpet 80NEN		23100	Yellow
	Delpet 80NET		23102	Yellow
	Delpet 80NF		23103	Yellow
	Delpet 80NP		23501	Yellow
	Delpet 80NR		23502	Yellow
	Delpet 80NS		23503	Yellow
	Delpet 800F		23505	Yellow
	Delpet 80EB		23506	Yellow
	Delpet 80EH		23507	Yellow
	Delpet 80NH		9814	Gray
	Delpet 80TJ		9834	Gray
	Delpet PM130N		9870	Gray
	Delpet SK420N		90810	Gray
	Delpet SK430N		90811	Gray
			90812	Gray
			90813	Gray
			90814	Gray
			90816	Gray
			90817	Gray
			90818	Gray
			90821	Gray
			90823	Gray
			90825	Gray
			90827	Gray
			90828	Gray
			90832	Gray
			90834	Gray
			90836	Gray
			90837	Gray
			90838	Gray
	90841	Gray		
	90844	Gray		
	90848	Gray		
	90853	Gray		
	90854	Gray		
	90861	Gray		
	90866	Gray		
	90870	Gray		
	90875	Gray		
	90876	Gray		
	90878	Gray		
	90879	Gray		
	90881	Gray		
	90882	Gray		
	90883	Gray		
	90884	Gray		
	90885	Gray		
	90886	Gray		
	90888	Gray		
	90889	Gray		
	90899	Gray		

<u>MFR.</u>	<u>TRADE NAME AND FLOW FORMULATION</u>	<u>TYPE OF RESIN</u>	<u>NUMBER</u>	<u>COLOR</u>
Asahi Kasei Corporation www.asahi-kasei.co.jp	Delpet SR	Polymethyl Methacrylate	99141	Clear
			33151	Red
			23100	Yellow
			90810	Gray
			90817	Gray
			90817	Gray
Asahi Kasei Corporation www.asahi-kasei.co.jp	Stylac-AS XT-751	Styrene/ Acrylonitrile Copolymer	SR 40501	Yellow
Asahi Kasei Corporation www.asahi-kasei.co.jp	Stylac-AS XT-753	Styrene/SR Acrylonitrile Copolymer	40113	Clear
			SR 40417	Red
			SR 40418	Red
			SR 40422	Red
			SR 40429	Red
			SR 40524	Yellow
			SR 40525	Yellow
			SR 40531	Yellow
			SR 40536	Yellow
SR 40539	Yellow			

<u>MFR.</u>	<u>TRADE NAME AND FLOW FORMULATION</u>	<u>TYPE OF RESIN</u>	<u>NUMBER</u>	<u>COLOR</u>			
Chimei Corporation Methacrylate www.chimeicorp.com.tw	ACRYREX CM-205	Polymethyl	N-000	Clear			
			R-001	Red			
			R-002	Red			
			R-003	Red			
			R-004	Red			
			R-103	Red			
			R-104	Red			
			A-001	Yellow			
			A-202	Yellow			
			A-203	Yellow			
			S-001	Smoke			
			Note: R-002 Red is only listed in 6.3 mm (1/4") thickness Note: R-003 Red is only listed in 2.3mm to 6.3 mm (0.09" to .25") thickness				
			Chimei Corporation www.chimeicorp.com.tw	ACRYREX CM-205M	Polymethyl Methacrylate	N-000	Clear
R-001	Red						
R-002	Red						
R-003	Red						
R-004	Red						
R-103	Red						
R-104	Red						
A-001	Amber						
A-202	Amber						
A-203	Amber						
P-001	Clear/Pink						
S-001	Smoke						
Note A-202 is only listed in 1.6-3.2mm thickness.							
Chimei Corporation www.chimeicorp.com.tw	WONDERLITE PC-110L	Polycarbonate	N-102	Clear \$			
			N-102H	Clear \$			
			N-102K	Clear \$			
			N-102U	Clear \$			
			N-103	Clear \$			
			N-103H	Clear \$			
			N-103K	Clear \$			
			N-103U	Clear \$			
			N-104	Clear \$			
			N-104H	Clear \$			
			N-104K	Clear \$			
			N-104U	Clear \$			

Coated Chimei Corporation plastics may only be used when treated with the following coatings applied to the molded lens:

(Coating information continued on the next page)

<u>MFR.</u>	<u>TRADE NAME AND FLOW FORMULATION</u>	<u>TYPE OF RESIN</u>	<u>NUMBER</u>	<u>COLOR</u>
--------------------	---	-----------------------------	----------------------	---------------------

Coating in Alphabetical Order and Corresponding Manufacturer

Acryking K-101: See Mitsubishi Chemical Corporation

FUJIHARD HH9986U-N3, FUJIHARD HH9986U-N5, FUJIHARD HH9986U-N7, FUJIHARD HH3035U, FUJIHARD HH3035U-1, FUJIHARD HH3035U-2, FUJIHARD HH3035U-3: See Fujikura Kasei Co., Ltd.

UVHC3000, UVHC3000CC, UVHC3000LS, UVHC3000K1-40, UVHC3000K1-50, and UVHC3000KZ60: See Performance Materials Inc.

Coating Manufacturer in Alphabetical Order



FUJIKURA KASEI

Information on FUJIHARD HH9986U-N3, FUJIHARD HH9986U-N5, FUJIHARD HH9986U-N7, FUJIHARD HH3035U, FUJIHARD HH3035U-1, FUJIHARD HH3035U-2, FUJIHARD HH3035U-3, coating may be obtained by writing to the following address:

Fujikura Kasei Co., Ltd.
6-15 Shibakoen 2-Chome
Minato-Ku, Tokyo 105-0011
Japan
www.fkkasei.co.jp



**mitsubishi
CHEMICAL
GROUP**

Information on Mitsubishi Chemical Corporation Acryking K-101 coating may be obtained by writing to the following address:

Mitsubishi Chemical Corporation
1-1 Marunouchi, 1-Chome
Chiyoda-Ku, Tokyo 100-8251
Japan
www.m-chemical.co.jp



Information on UVHC3000, UVHC3000CC, UVHC3000LS, UVHC3000K1-40, UVHC3000K1-50, and UVHC3000KZ60 hard coat may be obtained by writing to the following address:

Momentive Performance Materials GmbH
Building V7
51368 Leverkusen
Germany

Momentive Performance Materials Inc.
260 Hudson River Road
Waterford, NY 12118
www.momentive.com

<u>MFR.</u>	<u>TRADE NAME AND FLOW FORMULATION</u>	<u>TYPE OF RESIN</u>	<u>NUMBER</u>	<u>COLOR</u>
Chimei Corporation	WONDERLITE PC-115L	Polycarbonate	N-15P01 N-15P801	Clear \$ Clear \$
www.chimeicorp.com.tw				

Note: N-15P01 is listed is only listed in 6.4mm thickness.

Note: N-15P01 was only tested with Acryking PH-720.

Note: N-15P801 was only tested with Acryking PH-800.

Coated Chimei Corporation plastics may only be used when treated with the following coatings applied to the molded lens:

Coating in Alphabetical Order and Corresponding Manufacturer

Acryking PH-720; PH-800: See Mitsubishi Chemical Corporation

Coating Manufacturer in Alphabetical Order



**MITSUBISHI
CHEMICAL
GROUP**

Information on Mitsubishi Chemical Corporation Acryking PH-720; PH-800 coating may be obtained by writing to the following address:

Mitsubishi Chemical Corporation
1-1 Marunouchi, 1-Chome
Chiyoda-Ku, Tokyo 100-8251
Japan
www.m-chemical.co.jp

<u>MFR.</u>	<u>TRADE NAME AND FLOW FORMULATION</u>	<u>TYPE OF RESIN</u>	<u>NUMBER</u>	<u>COLOR</u>			
Chimei Corporation Zhenjiang China www.chimeicorp.com.tw	ACRYREX CM-205	Polymethyl Methacrylate	N-000	Clear			
			R-001	Red			
			R-002	Red			
			R-003	Red			
			R-004	Red			
			R-103	Red			
			R-104	Red			
			A-001	Yellow			
			A-202	Yellow			
			A-203	Yellow			
			S-001	Smoke			
			Note: R-002 Red is only listed in 6.3 mm (1/4") thickness				
			Note: R-003 Red is only listed in 2.3mm to 6.3 mm (0.09" to .25") thickness				
Chimei Corporation Zhenjiang China www.chimeicorp.com.tw	ACRYREX CM-205M	Polymethyl Methacrylate	N-000	Clear			
			R-001	Red			
			R-002	Red			
			R-003	Red			
			R-004	Red			
			R-103	Red			
			R-104	Red			
			A-001	Amber			
			A-202	Amber			
			A-203	Amber			
			P-001	Clear/Pink			
			S-001	Smoke			
			Note A-202 is only listed in 1.6-3.2mm thickness.				
Chimei Corporation Zhenjiang China www.chimeicorp.com.tw	WONDERLITE PC-110L	Polycarbonate	N-102	Clear \$			
			N-102H	Clear \$			
			N-102K	Clear \$			
			N-102U	Clear \$			
			N-103	Clear \$			
			N-103H	Clear \$			
			N-103K	Clear \$			
			N-103U	Clear \$			
			N-104	Clear \$			
			N-104H	Clear \$			
			N-104K	Clear \$			
			N-104U	Clear \$			

Coated Chimei Corporation Zhenjiang China plastics may only be used when treated with the following coatings applied to the molded lens:

(Coating information continued on the next page)

<u>MFR.</u>	<u>TRADE NAME AND FLOW FORMULATION</u>	<u>TYPE OF RESIN</u>	<u>NUMBER</u>	<u>COLOR</u>
--------------------	---	-----------------------------	----------------------	---------------------

Coating in Alphabetical Order and Corresponding Manufacturer

Acryking K-101: See Mitsubishi Chemical Corporation

FUJIHARD HH9986U-N3, FUJIHARD HH9986U-N5, FUJIHARD HH9986U-N7, FUJIHARD HH3035U, FUJIHARD HH3035U-1, FUJIHARD HH3035U-2, FUJIHARD HH3035U-3: See Fujikura Kasei Co., Ltd.

UVHC3000, UVHC3000CC, UVHC3000LS, UVHC3000K1-40, UVHC3000K1-50, and UVHC3000KZ60: See Performance Materials Inc.

Coating Manufacturer in Alphabetical Order



FUJIKURA KASEI

Information on FUJIHARD HH9986U-N3, FUJIHARD HH9986U-N5, FUJIHARD HH9986U-N7, FUJIHARD HH3035U, FUJIHARD HH3035U-1, FUJIHARD HH3035U-2, FUJIHARD HH3035U-3, coating may be obtained by writing to the following address:

Fujikura Kasei Co., Ltd.
6-15 Shibakoen 2-Chome
Minato-Ku, Tokyo 105-0011
Japan
www.fkkasei.co.jp



**MITSUBISHI
CHEMICAL
GROUP**

Information on Mitsubishi Chemical Corporation Acryking K-101 coating may be obtained by writing to the following address:

Mitsubishi Chemical Corporation
1-1 Marunouchi, 1-Chome
1-2 Chiyoda-Ku, Tokyo 100-8251
Japan
www.m-chemical.co.jp



Information on UVHC3000, UVHC3000CC, UVHC3000LS, UVHC3000K1-40, UVHC3000K1-50, and UVHC3000KZ60 hard coat may be obtained by writing to the following address:

Momentive Performance Materials GmbH
Building V7
51368 Leverkusen
Germany

Momentive Performance Materials Inc.
260 Hudson River Road
Waterford, NY 12118
www.momentive.com

<u>MFR.</u>	<u>TRADE NAME AND FLOW FORMULATION</u>	<u>TYPE OF RESIN</u>	<u>NUMBER</u>	<u>COLOR</u>
Chimei Corporation Zhenjiang China	WONDERLITE PC-115L	Polycarbonate	N-15P01 N-15P801	Clear \$ Clear \$

www.chimeicorp.com.tw

Note: N-15P01 is listed is only listed in 6.4mm thickness.

Note: N-15P01 was only tested with Acryking PH-720.

Note: N-15P801 was only tested with Acryking PH-800.

Coated Chimei Corporation plastics may only be used when treated with the following coatings applied to the molded lens:

Coating in Alphabetical Order and Corresponding Manufacturer

Acryking PH-720; PH-800: See Mitsubishi Chemical Corporation

Coating Manufacturer in Alphabetical Order



Information on Mitsubishi Chemical Corporation Acryking PH-720; PH-800 coating may be obtained by writing to the following address:

Mitsubishi Chemical Corporation
1-1 Marunouchi, 1-Chome
Chiyoda-Ku, Tokyo 100-8251
Japan
www.m-chemical.co.jp

<u>MFR.</u>	<u>TRADE NAME AND FLOW FORMULATION</u>	<u>TYPE OF RESIN</u>	<u>NUMBER</u>	<u>COLOR</u>
--------------------	---	-----------------------------	----------------------	---------------------



Covestro Deutschland AG (Europe)
 Covestro LLC (America)
 Covestro (Hong Kong) Limited (Asia Pacific)
www.covestro.com

Apec® 1603	High-Heat	550042	Clear Q!
Apec® 1703	Polycarbonate	551022	Clear Q!
Apec® 1803		550674	Clear Q!
Apec® 1895 (Protected Applications Only)		250337	Yellow Q!
Apec® 1897		250322	Yellow Q!
Apec® 2097		250339	Yellow Q!
(coated)		250196	Yellow Q!
		256866	Yellow Q!
		256894	Yellow Q!
		350054	Red Q!
		350056	Red Q!
		350335	Red Q!
		350340	Red Q!

Note: 250337 is for Apec® 1803 only

Coated Covestro Deutschland AG (Europe), Covestro LLC (America) and Covestro (Hong Kong) Limited (Asia Pacific) Apec plastics may only be treated with the following coatings listed below when applied to the molded lens:

Coating in Alphabetical Order and Corresponding Manufacturer

Acryking F-328, Acryking K-101, Acryking PH-220, Acryking PH-328. Acryking PH-730, Acryking PH-740 and Acryking PH-750: See Mitsubishi Chemical Corporation

FUJIHARD HH2551U, FUJIHARD HH2551U-1, FUJIHARD HH2551U-2, FUJIHARD HH2551U-3: See Fujikura Kasei Co., Ltd.

MODIHARD 200S: See NOF Corporation

PHC 587C, PHC 587C2: See Momentive Performance Materials Inc.

Stanley SH-41: See Stanley Electric

UVHC3000, UVHC3000CC, UVHC3000LS, UVHC3000K1, UVHC3000K-Z, UVHC3000K1-40, UVHC3000K1-50, UVHC3000KZ60: Momentive Performance Materials Inc.

UVHC5000, UVHC5000K, UVHC5000K1: Momentive Performance Materials Inc

UVHC8100: Momentive Performance Materials Inc

UVT200V1, UVT200V2, UVT200V3, UVT200V5, UVT610V, UVT610V1, UVT610V2, UVT610V3, UVT610V4, UVT610V5, UVT610V6, UVT610V7 and UVT610V8: See Red Spot

(Coating information continued on the next page.)

MFR.	TRADE NAME AND FLOW FORMULATION	TYPE OF RESIN	NUMBER	COLOR
-------------	--	----------------------	---------------	--------------

Coating Manufacturer in Alphabetical Order



**mitsubishi
CHEMICAL
GROUP**

Information on Acryking F-328, Acryking K-101, Acryking PH-220, Acryking PH-328, Acryking PH-730, Acryking PH-740 and Acryking PH-750 coatings may be obtained by writing to the following address:

Mitsubishi Chemical Corporation
1-1 Marunouchi, 1-Chome
Chiyoda-Ku, Tokyo 100-8251
Japan
www.m-chemical.co.jp

Note: Acryking K-101 is NOT suitable for use with or in front of a reflex reflector
Note: Acryking PH-328, Acryking PH-730, Acryking PH-740 and Acryking PH-750 coatings are only suitable for clear Apec® 1803, Apec® 1897 and Apec® 2097



FUJIKURA KASEI

Information on FUJIHARD HH2551U, FUJIHARD HH2551U-1, FUJIHARD HH2551U-2, FUJIHARD HH2551U-3 coatings may be obtained by writing:

Fujikura Kasei Co., Ltd.
6-15 Shibakeon 2-Chome
Minato-Ku, Tokyo, 105-0011
Japan
www.fkkasei.co.jp

Note: FUJIHARD HH2551U series is only suitable for use on Apec® 1803 and Apec® 1897
Note: FUJIHARD HH2551U series data was submitted by Fujikura Kasei



Information on PHC 587C, UVHC3000, UVHC3000CC, UVHC3000LS, UVHC3000K1, UVHC3000K-Z, UVHC5000, UVHC5000K, UVHC5000K1, and UVHC8100 hard coat may be obtained by writing to the following address:

Momentive Performance Materials GmbH
Building V7
51368 Leverkusen
Germany

Momentive Performance Materials Inc.
260 Hudson River Road
Waterford, NY 12118
www.momentive.com

Note: UVHC3000 was tested on Apec 1603
Note: UVHC3000K1, UVHC3000K-Z, UVHC3000K1-40, UVHC3000K1-50, UVHC3000KZ60 only Apec® 1703 and Apec® 1803
Note: PHC 587C, UVHC3000, UVHC3000CC, UVHC3000LS, UVHC3000K1, UVHC3000K-Z, UVHC5000, UVHC5000K, UVHC5000K1, and UVHC8100 test data was submitted by Momentive Performance Materials Inc.
Note: UVHC5000 was tested on clear Apec® 1603 and 1803 only.
Note: UVHC8100 was tested on clear Apec® 1603, Apec® 1697 Apec® 1803 and Apec® 1897 only.

(Coating information continued on the next page.)

<u>MFR.</u>	<u>TRADE NAME AND FLOW FORMULATION</u>	<u>TYPE OF RESIN</u>	<u>NUMBER</u>	<u>COLOR</u>
-------------	--	----------------------	---------------	--------------



NOF

Information on MODIHARD 200S coatings may be obtained by writing to the following address:

NOF Corporation
Yebis Garden Place Tower
20-3, Ebisu 4-Chome,
Shibuya-Ku, Tokyo 150-6019
Japan
www.nof.co.jp

Note: All MODIHARD 200S data was submitted by NOF Corporation

Note: MODIHARD 200S is acceptable on AL2447 Clear in thicknesses 2.3-6.4 mm only



PAINT & VARNISH COMPANY, INC.

Information on UVT200V1, UVT200V2, UVT200V3, UVT200V5, UVT610V, UVT610V1, UVT610V2, UVT610V3, UVT610V4, UVT610V5, UVT610V6, UVT610V7 and UVT610V8 coatings may be obtained by writing to the following address:

Red Spot Paint & Varnish Co., Inc.
P.O. Box 418
Evansville, IN 47703-0418
www.redspot.com

Note: UVT200 tested on clear samples only.

Note: UVT610V tested on clear Apec® 1603 and 1803

Note: All UVT test data submitted by Red Spot.

Information on SH-41 hard coat may be obtained by writing to the following address:

Stanley Electric Co., Ltd.
2-9-13, Nakameguro, Meguro-Ku
Meguro-Ku, Tokyo 153,
Japan
www.stanley.co.jp

Note: Stanley SH-41 is only acceptable for use on Apec 1803

<u>MFR.</u>	<u>TRADE NAME AND FLOW FORMULATION</u>	<u>TYPE OF RESIN</u>	<u>NUMBER</u>	<u>COLOR</u>
-------------	--	----------------------	---------------	--------------



Covestro Deutschland AG (Europe)
 Covestro LLC (America)
 Covestro (Hong Kong) Limited (Asia Pacific)
www.covestro.com

	Makrolon® 2407	Polycarbonate	550012	Clear #
	(UVT610V2 Coating Only)		550115	Clear #
	Makrolon® 2407		550396	Clear #
	Makrolon® 2607		550660	Clear #
	Makrolon® 2807		550674	Clear #
	Makrolon® 3107 (only available in color 550115 Clear)		551013	Clear #
	Makrolon® AG2477		551068	Clear #
	Makrolon® AG2477 RE		551070	Clear #
	Makrolon® AG2677		350231	Red #
	Makrolon® AG2677 RE		350232	Red #
	Makrolon® AL2447		350391	Red #
	Makrolon® AL2447 MAS165		350392	Red #
	Makrolon® AL2447 MAS181		350393	Red #
	Makrolon® AL2447 MAS331		357866	Red #
	Makrolon® AL2447 MAS402(Coated only)		357868	Red #
	Makrolon® AL2447 RE		357915	Red #
	Makrolon® AL2447 XT		250200	Yellow #
	Makrolon® AL2647		250337	Yellow #
	Makrolon® AL2647 RE		250210	Yellow #
			250391	Yellow #
			250392	Yellow #
			250393	Yellow #
			256847	Yellow #
			256858	Yellow #
			256861	Yellow #
			256811	Yellow #
			256866	Yellow #
			256894	Yellow #
			256896	Yellow #
			256908	Yellow #
			256909	Yellow #
			558920	Blue #
			558889	Blue #
Note:	Colors 250337, 550674 and 751303 are available on AL2647 only		751303	Gray #
			750142	Gray #
	Color 551013 is available on AL2447 only		751659	Gray #
	Makrolon® AL2447 MAS181 was tested on Momentive		752723	Gray #
	UVHC3000 and UVHC5000 only		752960	Gray #
			752969	Gray #
	Makrolon® AL2447 MAS402 is listed with UVHC3000k and UVHC5000		752970	Gray #
	Color 750142 is available in AG resins only		778002	Gray #

Color 750142 and 778002 are available in AG resins only

(Resin information continued on the next page)

<u>MFR.</u>	<u>TRADE NAME AND FLOW FORMULATION</u>	<u>TYPE OF RESIN</u>	<u>NUMBER</u>	<u>COLOR</u>
-------------	--	----------------------	---------------	--------------



Covestro Deutschland AG (Europe)
 Covestro LLC (America)
 Covestro (Hong Kong) Limited (Asia Pacific)
www.covestro.com

LED Product Grades
 Protected Applications Only

Makrolon® LED2045	Polycarbonate	000000	Clear
Makrolon® LED2245		550207	Clear
Makrolon® LED2245 RE		551592	Clear
Makrolon® LED2245HP		551467	Clear
Makrolon® LED2245HP RE		551056	Clear
Makrolon® LED2247			
Makrolon® LED2445HC			

Note: All Covestro inner lens products are tested behind clear coated 2.3 mm Makrolon AL 2647

Edge-Lighting Product Grades
 Protected Applications Only

Makrolon® LED2245EL	Polycarbonate	021754	White
		021760	White
		021767	White
		021769	White

Note: Makrolon® LED2245EL may not be used as a reflex reflector.
 Makrolon® LED2245EL is considered a diffused material above 3.2 mm when behind PMMA, and above 6.4 mm when behind polycarbonate.

Coated Covestro Deutschland AG (Europe), Covestro LLC (America) and Covestro (Hong Kong) Limited(Asia Pacific) Makrolon AL plasics may only be treated with the following coatings applied to the molded lens:

Coating in Alphabetical Order and Corresponding Manufacturer

Acryking F-328 hardcoat: see Mitsubishi Chemical Corporation

Acryking K-101, Acryking K-103 hardcoats: see Mitsubishi Chemical Corporation

Acryking PH-220, Acryking PH-328, Acryking PH-503, Acryking PH-511, Acryking PH-700, Acryking PH-710, Acryking PH-720, Acryking PH-730, Acryking PH-740, Acryking PH-750 Acryking PH-800, Acryking PH-800N5A And Acryking PH-930 hardcoats: see Mitsubishi Chemical Corporation

CD-3M12: See HIPRO Polymerials (Jiangsu) Co., Ltd.

FUJIHARD HH2540U, FUJIHARD HH2540U-1, FUJIHARD HH2540U-2: See Fujikura Kasei Co., Ltd.

FUJIHARD HH2551U, FUJIHARD HH2551U-1, FUJIHARD HH2551U-2, FUJIHARD HH2551U-3: See Fujikura Kasei Co., Ltd.

(Coating information continued on the next page)

<u>MFR.</u>	<u>TRADE NAME AND FLOW FORMULATION</u>	<u>TYPE OF RESIN</u>	<u>NUMBER</u>	<u>COLOR</u>
FUJIHARD HH2561U-6, FUJIHARD HH2561U-7, FUJIHARD HH2561U-8, FUJIHARD HH2561U-9:	See Fujikura Kasei Co., Ltd.			
FUJIHARD HH2570U, FUJIHARD HH2570U-1, FUJIHARD HH2570U-2:	See Fujikura Kasei Co., Ltd.			
FUJIHARD HH3372U:	See Fujikura Kasei Co., Ltd.			
FUJIHARD HH3401U:	See Fujikura Kasei Co., Ltd.			
KUV-1000, KUV-3000, KUV-4000, KUV-5000, KUV-6000, KUV-9100:	See KCC Corporation			
LHP100/LHC100:	See Momentive Performance Materials, Inc.			
PH503, PH-511, PH-730, PH-740 and PH-750:	See Mitsubishi Chemical Corporation			
PHC587, PHC 587C, PHC 587C2:	See Momentive Performance Materials, Inc.			
PHOLUCID No.115C, PHOLUCID No. 130C and PHOLUCID No. 180C:	See Chugoku Marine Paints			
RayGloss 400, RayGloss 401, RayGloss 402:	See BASF Coatings GmbH			
SH-41, SH-50, SH-51, and SH-61 hard coats:	See Stanley Electric			
SHP300/SHC3000, SHP401/AS4000, SHP401/SHC4002, SHP470FT/AS4700, SHP470FT2050/AS4700:	See Momentive Performance Materials Inc			
UVHC3000, UVHC3000CC, UVHC3000LS, UVHC3000K, UVHC3000K1, UVHC3000K-Z, UVHC3000K1-40, UVHC3000K1-50, UVHC3000KZ60:	See Momentive Performance Materials Inc			
UVHC5000, UVHC5000K, and UVHC5000K1, hard coats:	See Momentive Performance Materials Inc.			
UVHC8100:	See Momentive Performance Materials Inc.			
UVT200V1, UVT200V2, UVT200V3, UVT200V5 coatings:	See Red Spot			
UVT610V1, UVT610V2, UVT610V3, UVT610V4, UVT610V5, UVT610V6, UVT610V7, and UVT610V8 coatings:	See Red Spot			
UVT820V1, UVT820V2, UVT820V3, UVT820V4, UVT820V5, UVT820V6, UVT820V7 and UVT820V8:	See Red Spot			
X-48-5500-A18:	See Shin-Etsu Chemical Co., Ltd.			

(Coating manufacturer information starts on next page.)

<u>MFR.</u>	<u>TRADE NAME AND FLOW FORMULATION</u>	<u>TYPE OF RESIN</u>	<u>NUMBER</u>	<u>COLOR</u>
-------------	--	----------------------	---------------	--------------

Coating Manufacturer in Alphabetical Order

Information on RayGloss 400, RayGloss 401, and RayGloss 402 coatings may be obtained by writing:



BASF Coatings GmbH
 ECO/DT - C422
 D-48165 Muenster
 Germany
www.basf-coatings.com

Note: BASF RayGloss 400, 401 and 402 were tested on 2447 and 2647 clear only.
 Note: All Raygloss data submitted by BASF

Information on KUV-1000, KUV-3000, KUV-4000, KUV-5000, KUV-6000 coatings may be obtained by writing:



KCC Corporation
 83 Mabook-Dong, Giheung-Gu
 Yongin-Si, Gyeonggi-Do
 South Korea
www.kccworld.co.kr

Note: KUV-1000 was tested on 6.4mm lens thickness only
 Information on KUV-1000, KUV-3000, KUV-4000, KUV-5000, KUV-6000, KUV-9100 was submitted by KCC Corporation
 KUV-4000, KUV-5000, KUV-6000 tested on AL2447 and AL2647 clear only.
 KUV-3000 and KUV-9100 were tested on Makrolon® AL2447 clear only.



FUJIKURA KASEI

Information on FUJIHARD HH2540U, FUJIHARD HH2540U-1, FUJIHARD HH2540U-2, FUJIHARD HH2551U, FUJIHARD HH2551U-1, FUJIHARD HH2551U-2, FUJIHARD HH2551U-3, FUJIHARD HH2551U, FUJIHARD HH2551U-1, FUJIHARD HH2551U-2, FUJIHARD HH2551U-3, FUJIHARD HH2561U-6, FUJIHARD HH2561U-7, FUJIHARD HH2561U-8, FUJIHARD HH2561U-9, FUJIHARD HH2570U, FUJIHARD HH2570U-1, FUJIHARD HH2570U-2, FUJIHARD HH3372U and FUJIHARD HH3401U coatings may be obtained by writing:

Fujikura Kasei Co., Ltd.
 6-15 Shibakeon 2-Chome
 Minato-Ku, Tokyo, 105-0011
 Japan
www.fkkasei.co.jp

Note: FUJIHARD HH2540U-series, FUJIHARD HH2551U-series, FUJIHARD HH2561U-series, FUJIHARD HH2570U-series were tested on clear Makrolon® AL2447 and Makrolon® 2647
 Note: FUJIHARD HH2541U-series, FUJIHARD HH2551U-series, FUJIHARD HH2561U-series, FUJIHARD HH2570U-series data was submitted by Fujikura Kasei
 Note: FUJIHARD HH3372U data was submitted by Fujikura Kasei
 Note: FUJIHARD HH3372U and HH3401U data were tested on clear Makrolon® AL2447 and Makrolon® 2647

(Coating information continued on the next page)

<u>MFR.</u>	<u>TRADE NAME AND FLOW FORMULATION</u>	<u>TYPE OF RESIN</u>	<u>NUMBER</u>	<u>COLOR</u>
-------------	--	----------------------	---------------	--------------



Information on HIPRO Polymer Materials (Jiangsu) CD-3M12 may be obtained by writing to the following address:

HIPRO Polymer Materials (Jiangsu) Co., Ltd.
 North Industrial Park Wuxi, Jiangsu
 P.R. China
 Tel.: +86-510-87855326
 Website: www.hiprocoating.com

Note: HIPRO CD-3M12 is NOT suitable for use with or in front of a reflex reflector
 Note: HIPRO CD-3M12 only complies with FMVSS 108 in 1.6 mm through 3.2 mm thicknesses.
 Note: HIPRO CD-3M12 was only tested on Makrolon 2647 Clear.



Information on Mitsubishi Chemical Corporation Acryking F-328, Acryking K-101, Acryking K-103, Acryking PH-220, Acryking PH-328, Acryking PH-503, Acryking PH-511, Acryking PH-700 Acryking PH-710, Acryking PH-720, Acryking PH-730, Acryking PH-740, Acryking PH-750, Acryking PH-800, Acryking PH-800N5A and Acryking PH-930 hardcoats may be obtained by writing to the following address:

Mitsubishi Chemical Corporation
 1-1 Marunouchi, 1-Chome
 Chiyoda-Ku, Tokyo 100-8251
 Japan
www.m-chemical.co.jp

Note: All data submitted by Mitsubishi Chemical Corporation
 Note: Acryking PH-710, Acryking PH-720, Acryking Acryking PH-800 and Acryking PH-800N5A were tested on Makrolon AL2647 clear only.
 Note: Acryking K-101 is NOT suitable for use with or in front of a reflex reflector
 Note: Acryking PH-710 and Acryking PH-720 test data was submitted by Mitsubishi Chemical Corporation
 Note: Acryking PH-710 and Acryking PH-720 were tested on clear AL-2447 only
 Note: Acryking PH503, Acryking PH-511, Acryking PH-730, Acryking PH-740, Acryking PH-750, and Acryking PH-930 were tested on Makrolon AL2447 and Makrolon AL 2647 551070 clear only.
 Note: Acryking PH-328, Acryking PH-800 and Acryking PH-800N5A were tested on Makrolon AL2447 551070 clear only

(Coating information continued on the next page)

MFR.	TRADE NAME AND FLOW FORMULATION	TYPE OF RESIN	NUMBER	COLOR
-------------	--	----------------------	---------------	--------------



Information on LHP100/LHC100, SHP300/SHC3000, SHP401/AS4000, SHP401/SHC4002, SHP470/AS4700, SHP470FT2050/AS4700, PHC587, PHC 587C, PHC 587C2, UVHC3000, UVHC3000CC, UVHC3000LS, UVHC3000K, UVHC3000K1, UVHC3000K1-40, UVHC3000K1-50, UVHC3000KZ60, UVHC3000K-Z, UVHC5000, UVHC5000K, and UVHC5000K1:

Momentive Performance Materials Inc.
 Building V7
 51368 Leverkusen
 Germany

Momentive Performance Materials Inc.
 260 Hudson River Road
 Waterford, NY 12118
www.momentive.com

- Note: SHP3000/SHC3000 is NOT suitable for use with or in front of a reflex reflector.
- Note: SHP470FT2050/AS4700 is only suitable for use on AL2447 and AL2647 in thickness 3.2 on color 751092.
- Note: All UVHC3000K test data submitted by Momentive Performance Materials, Inc.
- Note: UVHC3000K1, UVHC3000K-Z, PHC 587C, PHC 587C2, UVHC3000K1-40, UVHC3000K1-50, UVHC3000KZ60 and UVHC5000 was submitted by Momentive Performance Materials Inc.
- Note: UVHC5000 was tested on clear AL2447 and AL2647 only.
- Note: Makrolon® AL2447 MAS181 was tested with Momentive UVHC3000, UVHC5000, UVHC5000K, and UVHC5000K1, UVHC3000K1-40 and UVHC3000K1-50
- Note: UVHC8100 was tested on clear AL2447 and clear AL2647
- Note: Makrolon® AL2447 MAS402 was tested with UVHC3000.
- Note: Makrolon® AL2447 MAS402 with UVHC3000 data was submitted by Momentive Performance Materials.
- Note: SHP470FT/AS4700 was tested on AL2447 and AL2647 Clear
- Note: All Datea for SHP470FT/AS4700 was submitted by Momentive Performance Materials



Information on PHOLUCID No. 115C and PHOLUCID No. 130C coatings may be obtained by writing:

Chugoku Marine Paints, Ltd.
 Tokyo Club Building,
 2-6, Kasumigaseki 3-Chome
 Chiyoda-Ku, Tokyo, 100-0013
 Japan
 Telephone: 81-3-3506-3971
 Facsimile: +81-3-5511-8542
www.cmp.co.jp

- Note: All PHOLUCID test data submitted by Chugoku Marine Paints.
- Note: PHOLUCID No. 115C and PHOLUCID No. 130C were tested on clear Makrolon AL2447 and AL2647.
- Note: PHOLUCID No. 180C was tested on Makrolon AL2447 clear.

(Coating information continued on the next page)

MFR. **TRADE NAME AND**
FLOW FORMULATION **TYPE OF RESIN** **NUMBER** **COLOR**



Information on Red Spot UVT200V1, UVT200V2, UVT200V3, UVT200V5, UVT610V1, UVT610V2, UVT610V3, UVT610V4, UVT610V5, UVT610V6, UVT610V7, UVT610V8, UVT820V1, UVT820V2, UVT820V3, UVT820V4, UVT820V5, UVT820V6, UVT820V7 and UVT820V8 coatings may be obtained by writing to the following address:

Red Spot Paint & Varnish Co., Inc.
P.O. Box 418
Evansville, IN 47703-0418
www.redspot.com

Note: All UVT test data submitted by Red Spot.

Note: UVT820V1, UVT820V2, UVT820V3, UVT820V4, UVT820V5, UVT820V6, UVT820V7 and UVT820V8 were tested on AL 2447 and AL 2647 clear only

Note: Makrolon 2245 was tested on UVT610V2 only. Only thicknesses above 2.3 mm may be used in front of a reflex reflector.



Information of X-48-5500-A18 hard coat may be obtained by writing to the following address:

Shin-Etsu Chemical Co., Ltd.
4-1, Marunouchi 1-Chome
Chiyoda-ku, Tokyo 100-0005,
Japan
www.shinetsu.co.jp

Note: X-48-5500-A18 was submitted by Shin-Etsu Chemical Co., Ltd.

Note: X-48-5500-A18 was tested on AL2447 clear only.

Information on SH-41, SH-50, SH-51, and SH-61 hard coats may be obtained by writing to the following address:

Stanley Electric Co., Ltd.
2-9-13, Nakameguro,
Meguro-Ku, Tokyo 153
Japan
www.stanley.co.jp

Note: Stanley SH-51 and SH-61 submitted by Stanley Electric

Note: Stanley SH-51 only tested on clear Makrolon® AL2447 and AL2647.

Note: Stanley SH-61 only tested on clear Makrolon® AL2447.

<u>MFR.</u>	<u>TRADE NAME AND FLOW FORMULATION</u>	<u>TYPE OF RESIN</u>	<u>NUMBER</u>	<u>COLOR</u>
Daicel	Cevian N 080W	Styrene/	01042	Red
Miraizu Ltd.	Cevian N 085W	Acrylonitrile	1Z026	Red
			1Z027	Red
www.daicelmiraizu.com			2Z010	Yellow
			2Z011	Yellow
			2Z012	Yellow
			2Z013	Yellow
			20385	Yellow
			20388	Yellow

<u>MFR.</u>	<u>TRADE NAME AND FLOW FORMULATION</u>	<u>TYPE OF RESIN</u>	<u>NUMBER</u>	<u>COLOR</u>
Diapolyacrylate Co., Ltd. diap@anet.net.th	ACRYPET MD	Polymethyl Methacrylate	001	Clear
			101	Red
			114	Red
			203	Yellow
			206	Yellow
Diapolyacrylate Co., Ltd. diap@anet.net.th	ACRYPET V	Polymethyl Methacrylate	011	Clear
			101	Red
			114	Red
			131	Red
			146	Red
			147	Red
			148	Red
			149	Red
			160	Red
			203	Yellow
			206	Yellow
			236	Yellow
			283	Yellow
			284	Yellow
			285	Yellow
			286	Yellow
			287	Yellow
288	Yellow			
291	Yellow			
292	Yellow			
Diapolyacrylate Co., Ltd. diap@anet.net.th	ACRYPET VE ACRYPET VES ACRYPET VH ACRYPET VH4 ACRYPET VHM ACRYPET VHS ACRYPET VG ACRYPET ZVH SHINKOLITE P VE SHINKOLITE P VES SHINKOLITE P VH SHINKOLITE P VHS	Polymethyl Methacrylate	001	Clear
			361	Clear
			PYR5406	Clear
			007	White
			PR5556	White
			53260	White
			54225	White
			55475	White
			55480	White
			55485	White
			55580	White
			55670	White
			57163	White
			55780	White
			58154	White
			101	Red
			111	Red
112	Red			
113	Red			
116	Red			
117	Red			
120	Red			
121	Red			

<u>MFR.</u>	<u>TRADE NAME AND FLOW FORMULATION</u>	<u>TYPE OF RESIN</u>	<u>NUMBER</u>	<u>COLOR</u>
Diapolyacrylate Co., Ltd. diap@anet.net.th	ACRYPET VE	Polymethyl Methacrylate	128	Red
	ACRYPET VES		129	Red
	ACRYPET VH		141	Red
	ACRYPET VH4		143	Red
	ACRYPET VHM		151	Red
	ACRYPET VHS		5101	Red
	ACRYPET VG		5101B	Red
	ACRYPET ZVH		5111	Red
	SHINKOLITE P VE		5112	Red
	SHINKOLITE P VES		5113	Red
	SHINKOLITE P VH		5114	Red
	SHINKOLITE P VHS		5115	Red
			5116	Red
			5117	Red
			5118	Red
			5121	Red
			5131	Red
			5141	Red
			5142	Red
			5143	Red
			5151	Red
			PR5276	Red
			PR5296	Red
			5386	Red
			5456	Red
			203	Yellow
			209	Yellow
			252	Yellow
			253	Yellow
			254	Yellow
			255	Yellow
			256	Yellow
			257	Yellow
		258	Yellow	
		259	Yellow	
		262	Yellow	
		263	Yellow	
		264	Yellow	
		265	Yellow	
		266	Yellow	
		267	Yellow	
		270	Yellow	
		290	Yellow	
		2001	Yellow	
		5203	Yellow	
		5213	Yellow	
		5223	Yellow	
		5233	Yellow	
		5253	Yellow	
		5256	Yellow	
		5283	Yellow	
		5293	Yellow	
		5303	Yellow	
		5313	Yellow	
		5333	Yellow	

<u>MFR.</u>	<u>TRADE NAME AND FLOW FORMULATION</u>	<u>TYPE OF RESIN</u>	<u>NUMBER</u>	<u>COLOR</u>
Diapolyacrylate Co., Ltd. diap@anet.net.th	ACRYPET VE	Polymethyl Methacrylate	5343	Yellow
	ACRYPET VES		5353	Yellow
	ACRYPET VH		5363	Yellow
	ACRYPET VH4		5373	Yellow
	ACRYPET VHM		5383	Yellow
	ACRYPET VHS		5393	Yellow
	ACRYPET VG		5403	Yellow
	SHINKOLITE P VE		5413	Yellow
	SHINKOLITE P VES		5423	Yellow
	SHINKOLITE P VH		531	Gray
	SHINKOLITE P VHS		533	Gray
			541	Gray
			53105	Gray
			53110	Gray
			53120	Gray
			53130	Gray
			53137	Gray
			53140	Gray
			53150	Gray
			53155	Gray
	53160	Gray		
	53165	Gray		
	53168	Gray		
	53170	Gray		
	53175	Gray		
	53178	Gray		
	53180	Gray		
	53183	Gray		
	53185	Gray		
	53187	Gray		
	53190	Gray		
	54107	Gray		
	54110	Gray		
	54112	Gray		
	54115	Gray		
	54118	Gray		
	54120	Gray		
	54130	Gray		
	54132	Gray		
	54133	Gray		
	54135	Gray		
	54140	Gray		
	54145	Gray		
	54155	Gray		
	54160	Gray		
	54165	Gray		
	54170	Gray		

(Coating Information continued on the next page)

<u>MFR.</u>	<u>TRADE NAME AND FLOW FORMULATION</u>	<u>TYPE OF RESIN</u>	<u>NUMBER</u>	<u>COLOR</u>
--------------------	---	-----------------------------	----------------------	---------------------

Coated Diapolyacrylate plastics may only be treated with the following coatings applied to the molded lens:

Coating in Alphabetical Order and Corresponding Manufacturer

FUJIHARD HH3012U-5, FUJIHARD HH3012U-6, FUJIHARD HH3012U-7, FUJIHARD HH3012U-8, FUJIHARD HH3012U-9, and FUJIHARD HH3035U, FUJIHARD HH3035U-1, FUJIHARD HH3035U-2, FUJIHARD HH3035U-3,; See Fujikura Kasei Co Ltd.

Stanley SH-61: See Stanley Electric

Coating Manufacturer in Alphabetical Order



FUJIKURA KASEI

Information on FUJIHARD HH3012U-5, FUJIHARD HH3012U-6, FUJIHARD HH3012U-7, FUJIHARD HH3012U-8, FUJIHARD HH3012U-9, and FUJIHARD HH3035U, FUJIHARD HH3035U-1, FUJIHARD HH3035U-2, FUJIHARD HH3035U-3, coatings may be obtained by writing to the following address:

Fujikura Kasei Co., Ltd.
 6-15 Shibakoen 2-Chome
 Minato-Ku, Tokyo 105-0011
 Japan
www.fkkasei.co.jp

Note: FUJIHARD HH3012U-5, FUJIHARD HH3012U-6, FUJIHARD HH3012U-7, FUJIHARD HH3012U-8, FUJIHARD HH3012U-9, and FUJIHARD HH3035U, FUJIHARD HH3035U-1, FUJIHARD HH3035U-2, FUJIHARD HH3035U-3, for use only on Acrypet VH grades.

Information on SH-61 hard coat may be obtained by writing to the following address:

Stanley Electric Co., Ltd.
 2-9-13, Nakameguro, Meguro-Ku
 Meguro-Ku, Tokyo 153,
 Japan
www.stanley.co.jp

Note: Stanley SH-61 was only tested on Acrypet VH 001

<u>MFR.</u>	<u>TRADE NAME AND FLOW FORMULATION</u>	<u>TYPE OF RESIN</u>	<u>NUMBER</u>	<u>COLOR</u>
-------------	--	----------------------	---------------	--------------

<u>MFR.</u>	<u>TRADE NAME AND FLOW FORMULATION</u>	<u>TYPE OF RESIN</u>	<u>NUMBER</u>	<u>COLOR</u>
The Dow Chemical Company www.dow.com	SILASTIC™ MS-1001 SILASTIC™ MS-1002	Moldable Silicone		Clear

Helping You Put Your Products To The Test



THE GLOBAL LEADER IN
PRODUCT DURABILITY, PERFORMANCE &
WEATHERING TESTING INSTRUMENTS & SERVICES

Instruments

Accelerated Weathering ❖ Corrosion ❖ Flammability ❖ Solar Environmental ❖ Technical Lighting

Ci Series Weather-Ometers



Atlas' flagship accelerated weathering instruments offer superior performance, innovative features, and large capacity.

- ◆ Water-cooled xenon arc lamps and advanced filter technology deliver the best simulation of natural sunlight
- ◆ Best-in-class uniformity for irradiance, temperature, relative humidity and spray
- ◆ Intuitive touch screen controls
- ◆ Custom testing capabilities

SUNTEST® Family



The most widely used flatbed xenon test chambers available in tabletop or free standing models to meet lower testing capacity needs. Features include:

- ◆ Optical light filters to simulate indoor/outdoor sunlight
- ◆ A variety of accessories ideal for testing realistic end-use conditions
- ◆ Best-in-class flatbed irradiance and temperature uniformity

Xenotest® Instruments



These premium air-cooled accelerated weathering instruments offer an array of options to meet virtually all global weathering and lightfastness testing requirements.

- ◆ Designed with state-of-the-art controls
- ◆ On-rack radio-controlled sensor technology for superior monitoring of light and temperature
- ◆ High water and power efficiency

UVTest



An economical fluorescent/UV weathering test instrument for product screening at lower operating costs.

- ◆ Simple touch screen operation and control in several languages
- ◆ Patented irradiance calibration safety access ports
- ◆ Remote Ethernet data acquisition application
- ◆ Recirculating spray water option

Corrosion Cabinets



The most sophisticated and versatile corrosion and salt fog cabinets available. Capable of replicating automatic cycling between several environmental conditions to reduce the need to move or otherwise handle test specimens.

- ◆ Design maximizes testing volume
- ◆ Large solution reservoir
- ◆ Optional features allow for simulation of several environmental conditions

Flammability Chambers



Atlas flammability chambers offer unmatched accuracy, repeatability and safety when determining the burn rates and resistance of various materials.

- ◆ All chambers are easy to install and operate
- ◆ Specimen holders available to accommodate a variety of material types
- ◆ Chambers are available for appliance, aircraft and automotive applications

Solar Simulation Systems



Atlas Custom Systems designs and builds custom solar simulation systems such as walk-in chambers or full-scale test facilities. These full scale test facilities use a series of highly coordinated metal halide lights to provide uniform radiant energy to meet the demanding testing needs of many industries.

Solar Environmental Chambers



A group of integrated, easy-to-use test chambers for various solar and environmental applications. These instruments combine environmental simulation with metal halide lighting technology and are ideal for testing medium to large sized automotive, plastics, electronics and 3D components, finished products as well as PV modules.

Technical Lighting Systems



Atlas/KHS technical lighting systems are designed for high-speed photography and video. These systems are ideal for crash testing and other safety experiments, custom designed to match the complex illumination requirements of various test configurations. Available with conventional HMI light sources or the latest LED technology, these lighting systems offer an array of solutions for analytical testing of high speed events.

Our mission is to help our customers worldwide provide the most reliable and durable product solutions through our combined experience and expertise in weathering instruments and testing, custom capabilities, consulting and global support.

Services

Natural & Accelerated Weathering Testing ❖ Evaluations ❖ Consulting ❖ Technical Support ❖ Client Education

Natural Weathering Services



Atlas offers outdoor weathering sites worldwide to ensure factors from a variety of climates can be tested.

- ◆ Static Exposure Testing
- ◆ Sun Tracking Exposure Testing
- ◆ EMMAQUA® Accelerated Outdoor Testing
- ◆ Ultra-Accelerated Weathering Testing
- ◆ Automotive Exposure Testing (Samples, Components, Complete Vehicles)

Accelerated Laboratory Weathering Services



Atlas Weathering Services Group operates one of the largest networks of ISO/IEC 17025 accredited accelerated weathering testing laboratories in the world. Our indoor exposure labs offer artificial accelerated weathering tests and a variety of other environmental test programs, all designed to accurately simulate true end-use conditions and meet global weathering standards.

Evaluation Services



Atlas offers a wide range of evaluation and measurement services for your specimens during and after the weathering process.

- ◆ Instrumental Color/Gloss Measurements
- ◆ Visual Evaluations
- ◆ Photography/IR Imaging
- ◆ Emittance
- ◆ Spectral Transmittance/Reflectance
- ◆ Solar Reflectance Index
- ◆ Additional Optical Property Measurements

Consulting Solutions



Atlas Consulting Solutions offers design and implementation of environmental durability testing methods, programs, and strategies. Our international group of weathering experts help you achieve your objectives through all stages of the value chain from materials to components, systems to end-use products.

Worldwide Technical Support



Proper maintenance is critical in order for your instrument to operate at peak performance. Atlas' AMECARE Performance Services Program ensures that your instrument will operate optimally at all times. Benefits include:

- ◆ Preventative maintenance inspections
- ◆ Scheduled ISO accredited calibrations (where available)
- ◆ Detailed service reports with professional assessment of key components

Client Education & Training



Atlas offers an array of resources designed to advance your weathering education and provide you with the knowledge you need to successfully meet your testing requirements. Events include:

- ◆ Seminars
- ◆ Workshops
- ◆ Webcasts
- ◆ In-House Programs
- ◆ Technical Conferences

Solar Industry Solutions



Atlas offers a complete portfolio of testing services to evaluate the performance, durability and reliability of solar cells, modules, complete arrays, concentrated solar power products and solar thermal collectors. Atlas also offers its proprietary Atlas 25® long-term durability testing program for solar modules.

Ultra-Accelerated EMMA[®]



THE BENEFITS OF ULTRA-ACCELERATED TESTING

What is the Ultra-Accelerated EMMA®?

The Ultra-Accelerated EMMA (UA-EMMA) is Atlas' latest advancement in natural exposure testing. This new outdoor testing device delivers approximately 10-12 years of equivalent radiation exposure as would be received in a standard outdoor testing rack in South Florida in a single year.

The system achieves this accelerated exposure through a patented "cool mirror" technology that has very high reflectance in the UV and near visible wavelength ranges while attenuating reflectance in the longer wavelength visible and IR portions of the solar spectrum.

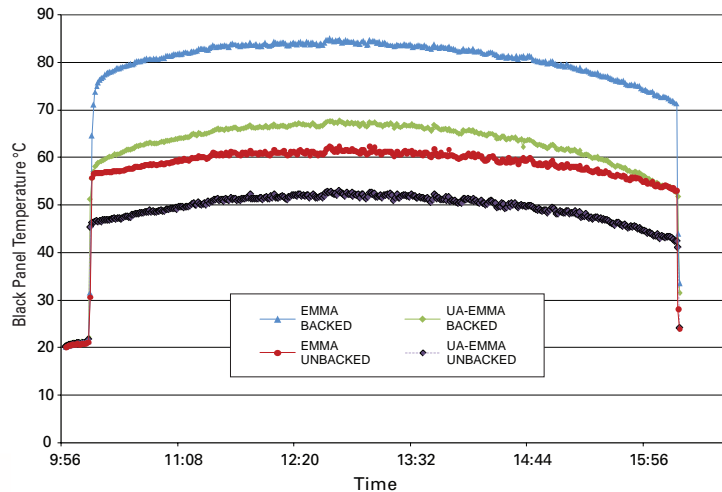


What are the Advantages?

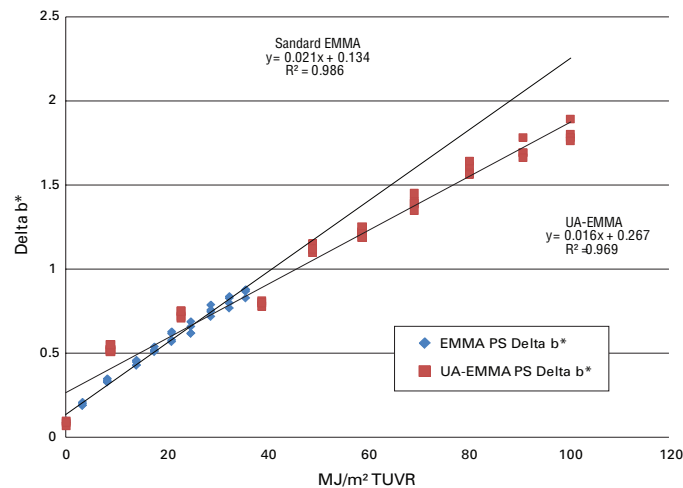
The new UA-EMMA system allows for greatly accelerated testing while fulfilling three critical testing requirements:

- Exposes many different types of materials to ultra-high UV irradiance
- Maintains high fidelity to the natural solar UV spectrum
- Keeps specimens at acceptable exposure temperatures

Black Panel Temperature Performance
UA-EMMA vs. Standard EMMA Data



Comparison of Polystyrene (PS) Reference Material in Standard EMMA and UA-EMMA by UV Radiant Exposure



Ideal Materials for UA-EMMA® Testing

- Materials that require a long service life
- Transparent and glazed materials
- Temperature sensitive materials such as PVC
- Coatings applied to metal panels
- Materials that perform well in EMMA or EMMAQUA exposure testing

Applications

- Adhesives
- Agricultural Films
- Automotive Exteriors
- Building Materials
- Elastomers
- Glass (Architectural & Automotive)
- Packaging
- Paints & Coatings
- Plastics
- Roofing
- Sealants

EMMAQUA® Weathering Standards

The table below lists selected standards for EMMAQUA exposure. For details, refer to the individual standards. Test methods which are proprietary to individual companies and which also specify Fresnel-based exposure methods are not listed here.

EMMAQUA STANDARD	SCOPE	COUNTRY
ISO 877-3	Plastics	International
ASTM D3841	Glass-fiber reinforced polyester	USA
ASTM D4141	Coatings	USA
ASTM D4364	Plastics	USA
ASTM D5722	Coated hardboard	USA
ASTM E1596	PV modules	USA
ASTM G90	Non-metallic materials	USA
SAE J576	Optical automotive plastics	USA
SAE J1961	Automotive exterior	USA
SAE-AMS-T-22085	Preservation sealing tape	USA
JIS Z2381	General	Japan



1958

Atlas' DSET Laboratories relocates from Phoenix to New River, Arizona. The EMMAQUA device is redesigned with a steel framework and more efficient spray delivery system.



1969

The first EMMAQUA® device, constructed with a wooden frame and sheet metal skin, is patented, manufactured and placed into service.



1986

EMMAQUA+, the next generation of accelerated weathering devices, is introduced. Advancements include individual cycle programming, black panel temperature control, and altazimuth solar tracking for more efficient delivery of full-spectrum solar energy.

The MQ3K is launched, utilizing state-of-the-art technology in computer-controlled cycle programming, more accurate altazimuth solar tracking, one-touch start/stop, error sensing feedback and the most-specular mirrors available.



1999



2004

Atlas introduces four patented suites of Temperature-Controlled EMMAQUA. (Static, Night, Dynamic Temperature and Variable Irradiance Control). This breakthrough allows for the testing of materials that are sensitive to thermal buildup.

Atlas introduces the UA-EMMA, the latest advancement in outdoor accelerated testing. This device couples the EMMA platform with a new patented mirror system, optimizing real-world correlation.



2014



Global Support, Weathering Exposure Sites & Laboratories

■ Corporate Offices

Chicago, Illinois USA ■ Linsengericht, Germany ■ Shanghai, China ■ São Paulo, Brazil
Élancourt, France ■ Mörfelden-Walldorf, Germany ■ Bangalore, India ■ Leicester, United Kingdom

● Outdoor Exposure Sites & Laboratories

Miami, Florida USA • Phoenix, Arizona USA • Sanary, France • Chicago, Illinois USA • Duisburg, Germany • Leicester, United Kingdom
Hoek van Holland, The Netherlands • Chennai, India • Prescott, Arizona USA • Loveland, Colorado USA • Medina, Ohio USA
Keys, Florida USA • Jacksonville, Florida USA • Alberta, Michigan USA • Hainan, China • Guangzhou, China
Seosan, Korea • Miyakojima, Okinawa, Japan • Choshi, Japan • Kirishima, Japan
Singapore • Melbourne, Australia • Townsville, Australia • Novorossiysk, Russia
Gelendzhik, Russia • Moscow, Russia

▲ Local Sales & Service Support

To contact your local Atlas Sales representative please visit <http://atlas-mts.com/contact/local-representatives/>

For general inquiries please contact us at atlas.info@ametec.com

www.atlas-mts.com

<u>MFR.</u>	<u>TRADE NAME AND FLOW FORMULATION</u>	<u>TYPE OF RESIN</u>	<u>NUMBER</u>	<u>COLOR</u>
Formosa Idemitsu Petrochemical Corp.	TARAFLON IV1900R TARAFLON IV2200R	Polycarbonate		Clear Q

www.idss.co.jp/

Coated Formosa Idemitsu Petrochemical Corp. plastics may only be used when treated with the following acceptable coating applied to the molded lens:

Coating in Alphabetical Order and Corresponding Manufacturer

Acryking F-328 and Acryking PH-328: See Mitsubishi Chemical Corporation PHC587, PHC 587C, and PHC

587C2: See Momentive Performance Materials, Inc. SH-41 and SH-50 (only IV2200R and IV2200R1): See Stanley Electric

UVHC3000, UVHC3000CC, UVHC3000LS, UVHC3000K1-40, UVHC3000K1-50, UVHC3000KZ60 and UVHC3000K: See Momentive Performance Materials, Inc.
UVT200V1, UVT200V2, UVT200V3 and UVT200V5: See Red Spot

UVT610V1, UVT610V2, UVT610V3, UVT610V4, UVT610V5, UVT610V6, UVT610V7, and UVT610V8: See Red Spot.

Coating Manufacturer in Alphabetical Order



**MITSUBISHI
CHEMICAL
GROUP**

Information on Mitsubishi Chemical Corporation Acryking F-328 and Acryking PH-328, may be obtained by writing to the following address:

Mitsubishi Chemical Corporation
1-1 Marunouchi, 1-Chome
Chiyoda-Ku, Tokyo 100-8251
Japan
www.m-chemical.co.jp



Information on UVHC3000, UVHC3000CC, UVHC3000LS, UVHC3000K, UVHC3000K1-40, UVHC3000K1-50, UVHC3000KZ60, PHC587 and PHC587 C2 hard coat may be obtained by writing to the following:

Momentive Performance Materials GmbH
Building V7
51368 Leverkusen
Germany

Momentive Performance Materials Inc.
260 Hudson River Road
Waterford, NY 12118
www.momentive.com

(Coating Information continued on the next page)

<u>MFR.</u>	<u>TRADE NAME AND FLOW FORMULATION</u>	<u>TYPE OF RESIN</u>	<u>NUMBER</u>	<u>COLOR</u>
-------------	--	----------------------	---------------	--------------



PAINT & VARNISH COMPANY, INC.

Information on Red Spot UVT200V1, UVT200V2, UVT200V3, UVT200V5, UVT610V1, UVT610V2, UVT610V3, UVT610V4, UVT610V5, UVT610V6, UVT610V7, and UVT610V8, coatings may be obtained by writing to the following address:

Red Spot Paint & Varnish Co., Inc.
P.O. Box 418
Evansville, IN 47703-0418
www.redspot.com

Information on SH-41 and SH-50 hard coats may be obtained by writing to the following address:

Stanley Electric Co., Ltd.
2-9-13, Nakameguro, Meguro-Ku
Meguro-Ku, Tokyo 153,
Japan
www.stanley.co.jp

<u>MFR.</u>	<u>TRADE NAME AND FLOW FORMULATION</u>	<u>TYPE OF RESIN</u>	<u>NUMBER</u>	<u>COLOR</u>
Idemitsu Kosan Co., Ltd.	TARFLON IV1900R TARFLON IV2200R (coated applications only)	Polycarbonate		Clear Q

www.idss.co.jp/

Coated Idemitsu Kosan Co., Ltd. plastics may only be used when treated with the following acceptable coating applied to the molded lens:

Coating in Alphabetical Order and Corresponding Manufacturer

Acryking F-328, and Acryking PH-328: See Mitsubishi Chemical Corporation

PHC587: See Momentive Performance Materials, Inc.

SH-41 and SH-50 (only IV2200R): See Stanley Electric

UVHC3000, UVHC3000CC, UVHC3000LS, UVHC3000K1-40, UVHC3000K1-50, UVHC3000KZ60, UVHC3000K, UVHC3000K1-40, UVHC3000K1-50, and UVHC3000KZ60: See Momentive Performance Materials, Inc.

UVT200V1, UVT200V2, UVT200V3 and UVT200V5: See Red Spot

UVT610V1, UVT610V2, UVT610V3, UVT610V4, UVT610V5, UVT610V6, UVT610V7, and UVT610V8: See Red Spot.

Coating Manufacturer in Alphabetical Order



**MITSUBISHI
CHEMICAL
GROUP**

Information on Mitsubishi Chemical Corporation Acryking F-328, and Acryking PH-328 may be obtained by writing to the following address:

Mitsubishi Chemical Corporation
1-1 Marunouchi, 1-Chome
Chiyoda-Ku, Tokyo 100-8251
Japan
www.m-chemical.co.jp



Information on UVHC3000, UVHC3000CC, UVHC3000LS, UVHC3000K, PHC587C2, UVHC3000K1-40, UVHC3000K1-50, UVHC3000KZ60, PHC587 and PHC 587C hard coat may be obtained by writing to the following:

Momentive Performance Materials GmbH
Building V7
51368 Leverkusen
Germany

Momentive Performance Materials Inc.
260 Hudson River Road
Waterford, NY 12118
www.momentive.com

(Coating information continued on the next page)

MFR. **TRADE NAME AND**
FLOW FORMULATION **TYPE OF RESIN** **NUMBER** **COLOR**



PAINT & VARNISH COMPANY, INC.

Information on Red Spot UVT200V1, UVT200V2, UVT200V3, UVT200V5, UVT610V1, UVT610V2, UVT610V3, UVT610V4, UVT610V5, UVT610V6, UVT610V7, and UVT610V8, coatings may be obtained by writing to the following address:

Red Spot Paint & Varnish Co., Inc.
P.O. Box 418
Evansville, IN 47703-0418
www.redspot.com

Information on SH-41 and SH-50 hard coats may be obtained by writing to the following address:

Stanley Electric Co., Ltd.
2-9-13, Nakameguro,
Meguro-Ku, Tokyo 153
Japan
www.stanley.co.jp

<u>MFR.</u>	<u>TRADE NAME AND FLOW FORMULATION</u>	<u>TYPE OF RESIN</u>	<u>NUMBER</u>	<u>COLOR</u>
Idemitsu Kosan Co., Ltd.	LC1500 LC1505 LC1700 LC2200	Inner Lens Polycarbonate		Clear

www.idss.co.jp

Note: Idemitsu Kosan Inner Lens Materials were tested behind clear coated IV1900R

<u>MFR.</u>	<u>TRADE NAME AND FLOW FORMULATION</u>	<u>TYPE OF RESIN</u>	<u>NUMBER</u>	<u>COLOR</u>
Idemitsu	TARFLON V1500	Polycarbonate	C901	Clear \$
Kosan	TARFLON V1700		C902	Clear \$
Co., Ltd.	TARFLON V1900		C903	Clear \$
	TARFLON V2200		R901	Red \$
www.idss.co.jp/	TARFLON V2500		R902	Red \$
	TARFLON V2700		R903	Red \$
	TARFLON V3000		R904	Red \$
	(coated or uncoated)		R905	Red \$
(formerly Idemitsu Petrochemical Co., Ltd.)			Y901	Yellow \$
			Y902	Yellow \$
			Y903	Yellow \$
			Y904	Yellow \$
			Y905	Yellow \$

Coated Idemitsu Kosan Co. Ltd. plastics may only be treated with the following coatings applied to the molded lens.

Coating in Alphabetical Order and Corresponding Manufacturer

Acryking K-101: See Mitsubishi Chemical Corporation

TARFLONCOAT 101 or TARFLONCOAT 201: See Idemitsu Kosan Co., Ltd.

Coating Manufacturer in Alphabetical Order

Information on Tarfloncoat 101 and Tarfloncoat 201 coatings may be obtained by writing to the following address:

Idemitsu Kosan Co., Ltd.
1-1, Marunochi 3-Chome,
Chiyoda-Ku, Tokyo 100
Japan
www.idss.co.jp/



Information on Mitsubishi Chemical Corporation Acryking K-101 coating may be obtained by writing to the following address:

Mitsubishi Chemical Corporation
1-1 Marunouchi, 1-Chome
Chiyoda-Ku, Tokyo 100-8251
Japan
www.m-chemical.co.jp

<u>MFR.</u>	<u>TRADE NAME AND FLOW FORMULATION</u>	<u>TYPE OF RESIN</u>	<u>NUMBER</u>	<u>COLOR</u>
KCC Silicone Corp	ENA8520MH(LV)	Moldable Silicone		Clear
https://www.kccsilicone.com/main.do				

<u>MFR.</u>	<u>TRADE NAME AND FLOW FORMULATION</u>	<u>TYPE OF RESIN</u>	<u>NUMBER</u>	<u>COLOR</u>
Kuraray Co., Ltd.	PARAPET HR	Polymethyl	1000	Clear
	PARAPET HR-F	Methacrylate	11095	Clear
www.kuraraychemical.com	PARAPET HR-G		11161	Clear
	PARAPET HR-H		12064	Clear
	PARAPET HR-L		12065	Clear
	PARAPET HR-LE		14146	Clear
	PARAPET HR-N		14148	Clear
	PARAPET HR-S		16569	Clear
	PARAPET HR-X		1103	Red
	PARAPET HR-Z		1104	Red
	PARAPET GR		1106	Red
	PARAPET HR-X		1111	Red
			1116	Red
			1173	Red
			1175	Red
			11008	Red
			11009	Red
			11010	Red
			11015	Red
			11023	Red
			11025	Red
			11028	Red
		11029	Red	
		11030	Red	
		11031	Red	
		11035	Red	
		11036	Red	
		11037	Red	
		11038	Red	
		11039	Red	
		11040	Red	
		11041	Red	
		11042	Red	
		11046	Red	
		11048	Red	
		11050	Red	
		11051	Red	
		11052	Red	
		11053	Red	
		11054	Red	
		11055	Red	
		11056	Red	
		11057	Red	
		11072	Red	
		11083	Red	
		11107	Red	
		11120	Red	
		11121	Red	
		11152	Red	
		11153	Red	
		11165	Red	
		11175	Red	
		11178	Red	

<u>MFR.</u>	<u>TRADE NAME AND FLOW FORMULATION</u>	<u>TYPE OF RESIN</u>	<u>NUMBER</u>	<u>COLOR</u>
Kuraray Co., Ltd. www.kuraraychemical.com	PARAPET HR	Polymethyl Methacrylate	11180	Red
	PARAPET HR-F		11181	Red
	PARAPET HR-G		11182	Red
	PARAPET HR-H		11188	Red
	PARAPET HR-L		11196	Red
	PARAPET HR-LE		11194	Red
	PARAPET HR-N		11222	Red
	PARAPET HR-S		1207	Yellow
	PARAPET HR-X		1208	Yellow
	PARAPET HR-Z		1237	Yellow
	PARAPET GR		1240	Yellow
	PARAPET HR-X		1241	Yellow
			1242	Yellow
			1244	Yellow
			12008	Yellow
			12013	Yellow
			12019	Yellow
			12021	Yellow
			12062	Yellow
			12067	Yellow
			12068	Yellow
			17020	Yellow
			17021	Yellow
			17023	Yellow
			17040	Yellow
			17047	Yellow
			17048	Yellow
	17049	Yellow		
	17050	Yellow		
	17051	Yellow		
	17052	Yellow		
	17056	Yellow		
	17062	Yellow		
	17066	Yellow		
	17071	Yellow		
	17072	Yellow		
	17073	Yellow		
	17074	Yellow		
	17075	Yellow		
	17086	Yellow		
	17090	Yellow		
	17099	Yellow		
	17101	Yellow		
	17105	Yellow		
	17116	Yellow		
	17124	Yellow		
	17185	Yellow		
	17191	Yellow		
	17192	Yellow		
	17209	Yellow		
	10247	Gray		
	11161	Gray		
	11176	Gray		
	11198	Gray		

<u>MFR.</u>	<u>TRADE NAME AND FLOW FORMULATION</u>	<u>TYPE OF RESIN</u>	<u>NUMBER</u>	<u>COLOR</u>
Kuraray Co., Ltd. www.kuraraychemical.com	PARAPET HR	Polymethyl Methacrylate	12048	Gray
	PARAPET HR-F		16072	Gray
	PARAPET HR-G		16073	Gray
	PARAPET HR-H		16074	Gray
	PARAPET HR-L		16081	Gray
	PARAPET HR-LE		16333	Gray
	PARAPET HR-N		16365	Gray
	PARAPET HR-S		16384	Gray
	PARAPET HR-X		16395	Gray
	PARAPET HR-Z		16396	Gray
	PARAPET GR		16421	Gray
	PARAPET HR-X		16422	Gray
			16423	Gray
			16424	Gray
			16425	Gray
			16426	Gray
			16427	Gray
			16428	Gray
			16429	Gray
			16430	Gray
			16431	Gray
			16432	Gray
			16433	Gray
			16434	Gray
			16435	Gray
			16456	Gray
	16457	Gray		
	16458	Gray		
	16459	Gray		
	16460	Gray		
	16536	Gray		
	16559	Gray		
	16563	Gray		
	16565	Gray		
	16570	Gray		
	16574	Gray		
	17172	Gray		
	16071	Brown		
	17063	Brown		
	17079	Brown		
	17212	Brown		
	17213	Brown		
<hr/>				
Kuraray Co., Ltd. www.kuraraychemical.com	PARAPET EH	Polymethyl Methacrylate	1000	Clear
	PARAPET GH			
	PARAPET HA			
	PARAPET SH			
<hr/>				
Kuraray Co., Ltd. www.kuraraychemical.com	PARAPET SH-N	Polymethyl Methacrylate	1000	Clear
			11099	Red
			11100	Red
			12042	Yellow
			17174	Yellow
	16437	Grey		

MFR.	TRADE NAME AND FLOW FORMULATION	TYPE OF RESIN	NUMBER	COLOR
LG Chem, Ltd. www.lgchem.com	LUPOY PC 1303AH-10		W10T	White Q
	LUPOY PC 1303AH-15		W099	White \$
	LUPOY PC 1303AH-22		W099	White \$
	LUPOY PC 1303AH-30		W099	White \$
	(coated or uncoated)		W099	White \$
			R075	Red \$
		Y018	Yellow \$	

(formerly LG-Polycarbonate Ltd.)

Coated LG Chem Ltd. plastics are listed with only the following coatings applied to the molded lens:

Coating in Alphabetical Order and Corresponding Manufacturer

FUJIHARD HH9986U-N3, FUJIHARD HH9986U-N5, FUJIHARD HH9986U-N7, FUJIHARD HH3035U-3, and FUJIHARD HH2551U, FUJIHARD HH2551U-1, FUJIHARD HH2551U-2, FUJIHARD HH2551U-3: See Fujikura Kasei Co., Ltd.

PHC587C, PHC587C2: See Momentive Performance Materials Inc.

SH-42 and SH-51 (only on W10T): See Stanley Electric

SHP401/AS4000 hard coat: See Momentive Performance Materials Inc.

UVHC3000, UVHC3000CC, UVHC3000LS, UVHC3000K1 UVHC3000K-Z, UVHC3000K1-40, UVHC3000K1-50, and UVHC3000KZ60: See Momentive Performance Materials Inc.

Coating Manufacturer in Alphabetical Order



Information on FUJIHARD HH9986U-N3, FUJIHARD HH9986U-N5, FUJIHARD HH9986U-N7, FUJIHARD HH3035U-3, and FUJIHARD HH2551U, FUJIHARD HH2551U-1, FUJIHARD HH2551U-2, FUJIHARD HH2551U-3 coatings may be obtained by writing to the following address:

Fujikura Kasei Co., Ltd.
 6-15 Shinbakeon 2-Chome
 Minato-Ku Tokyo, 105-0011
 Japan
www.fkkasei.co.jp



Information on SHP401/AS4000, UVHC3000, UVHC3000CC, UVHC3000LS, UVHC3000K1, UVHC3000K-Z, UVHC3000K1-40, UVHC3000K1-50, UVHC3000KZ60 PHC587C, and PHC587C2 hard coats may be obtained by writing to the following address:

Momentive Performance Materials GmbH Inc. Building V7 51368 Lverkusen Germany	Momentive Performance Materials 260 Hudson River Road Waterford, NY 12118 www.momentive.com
--	---

(Coating Information continued on the next page)

<u>MFR.</u>	<u>TRADE NAME AND FLOW FORMULATION</u>	<u>TYPE OF RESIN</u>	<u>NUMBER</u>	<u>COLOR</u>
--------------------	---	-----------------------------	----------------------	---------------------

Information on SH-42 and SH-51 hard coats may be obtained by writing to the following address:

Stanley Electric Co., Ltd.
2-9-13, Nakameguro,
Meguro-Ku, Tokyo 153
Japan
www.stanley.co.jp

NOTE: SH-42 and SH-51 were tested on W10T only.

<u>MFR.</u>	<u>TRADE NAME AND FLOW FORMULATION</u>	<u>TYPE OF RESIN</u>	<u>NUMBER</u>	<u>COLOR</u>
LX MMA Corp.	EG-930	Polymethyl Methacrylate		Clear
	EG920		4001	Red
	EH-910		4002	Red
www.lxmma.com	IH830		4003	Red
	IH830A		4006	Red
(Formerly LGMMA Corp.)	IH830C		4009	Red
	IH830CA		4070	Red
	IH830HF		40010	Red
	IH830HR		40020	Red
	IH830HT		40030	Red
	IH830L		40040	Red
	IH830SR		40050	Red
	IH830XT		40060	Red
	HI835MS		40061	Red
	HI835H		40070	Red
	HI532		41831	Red
	HI533		41943	Red
	HP202		41979	Red
	HR315		42001	Red
	HR323		42015	Red
	R830C3		42025	Red
	R830C5		42030	Red
	R830HFC3		42032	Red
	R830HFC5		42033	Red
			42037	Red
			42055	Red
			42066	Red
			42068	Red
			42070	Red
			42071	Red
			42087	Red
			42089	Red
			42101	Red
			2001	Yellow
			2002	Yellow
			2559	Yellow
			2561	Yellow
			20010	Yellow
			20020	Yellow
			20030	Yellow
			20040	Yellow
			30010	Yellow
			30040	Yellow
			2568	Amber
			2569	Amber
			83295	Gray
			83480	Gray
			83481	Gray
			83523	Gray
			83530	Gray
			83569	Gray
			8001	Grey
			ID191	White
			61547	Blue

Note: IG-840 is now called as IH-830A

(LX MMA Corp. Notes continued on the next page)

<u>MFR.</u>	<u>TRADE NAME AND FLOW FORMULATION</u>	<u>TYPE OF RESIN</u>	<u>NUMBER</u>	<u>COLOR</u>
--------------------	---	-----------------------------	----------------------	---------------------

Note: IH830CA, EG920, IH830HR, HI835MS, HI835H, HP202 only comply with FMVSS 108 in 2.0 mm through 3.2 mm thicknesses.

Note: HR323 complies with FMVSS 108 at 1.6 mm and from 3.2-6.4 mm

Note: IH830L is not to be used as a reflex reflect or in front of a reflector in thickness 6.4 mm

Note: Colors ID191 White, 2568 Amber, 2569 Amber, 61547 Blue, 83480 Gray, 83481 Gray, 83530 Gray and 42068 Red were all tested on IH830C

Note: Color ID191 White is not to be used as a reflex reflector or in front of a reflex reflector.

Note: Color 2569 Amber in 6.4 mm thickness is not to be used as a reflex reflector or in front of a reflex reflector.

Note: Color 61547 Blue is not to be used as a reflex reflector or in front of a reflex reflector in any thickness

<u>MFR.</u>	<u>TRADE NAME AND FLOW FORMULATION</u>	<u>TYPE OF RESIN</u>	<u>NUMBER</u>	<u>COLOR</u>
-------------	--	----------------------	---------------	--------------



Lotte Chemical Corp.

LT-1100
LT-1220
(coated)

Polycarbonate

Clear Q

www.lottechem.com

Coated Lotte Chemical Corp. plastics are only acceptable with the coatings listed below when properly applied to the molded lens. Lotte Chemical Corp. plastics cannot be used uncoated.

Coating in Alphabetical Order and Corresponding Manufacturer

KUV-5000: See KCC Corporation

SH-42 and SH-51: See Stanley Electric

UVHC3000, UVHC5000: See Momentive Performance Materials Inc.

UVT610V2, UVT610V3: See Red Spot

UVT820V1, UVT820V2, UVT820V3, UVT820V4, UVT820V5, UVT820V6, UVT820V7 and UVT820V8: See Red Spot

Coating Manufacturer in Alphabetical Order



Information on KUV-5000 coatings may be obtained by writing:

KCC Corporation
83 Mabook-Dong,
Giheung-Gu, Yongin-Si, Gyunggi-Do
South Korea
www.kccworld.co.kr



Information on UVHC3000 and UVHC5000 hard coats may be obtained by writing to the following address:

Momentive Performance Materials GmbH
Building V7
51368 Leverkusen
Germany

Momentive Performance Materials Inc.
260 Hudson River Road
Waterford, NY 12118
www.momentive.com

Note: Lotte Chemical Corp. *Plastics are only to be used in a production process approved and monitored by Momentive Performance Materials*

Note: Lotte Chemical Corp. LT-1100 & LT-1220 with UVHC3000 must be coated to pass 7% haze.

Note: Lotte Chemical Corp. LT-1220 with UVHC3000 over 3.2mm cannot be used as a reflex reflector or in front of a reflex reflector.

(Coating Information continued on the next page)

MFR. **TRADE NAME AND**
FLOW FORMULATION **TYPE OF RESIN** **NUMBER** **COLOR**



PAINT & VARNISH COMPANY, INC.

Information on UVT610V2, UVT610V3, UVT820V1, UVT820V2, UVT820V3, UVT820V4, UVT820V5, UVT820V6, UVT820V7 and UVT820V8 may be obtained by writing to the following address:

Red Spot Paint & Varnish Co., Inc.
P.O. Box 418
Evansville, IN 47703-0418
www.redspot.com

Note: Lotte Chemical Corp. LT-1220 with UVT610V2 and UVT610V3 is not listed over 3.2 mm.

Note: UVT820V1, UVT820V2, UVT820V3, UVT820V4, UVT820V5, UVT820V6, UVT820V7 and UVT820V8 were tested on Lotte LT-1110 and Lotte LT-1220.

Information on Stanley Electric SH-42, and SH-51 may be obtained by writing to the following company:

Stanley Electric Co., Ltd.
2-9-13, Nakameguro,
Meguro-Ku, Tokyo 153
Japan
www.stanley.co.jp

Note: Thickness 6.4 mm of Lotte Chemical Corp. LT-1100 & SH-42, LT-1220 & SH-42, and LT-1220 & SH-51 cannot be used as a reflex reflector or in front of a reflex reflector.

<u>MFR.</u>	<u>TRADE NAME AND FLOW FORMULATION</u>	<u>TYPE OF RESIN</u>	<u>NUMBER</u>	<u>COLOR</u>
--------------------	---	-----------------------------	----------------------	---------------------



Lotte Chemical Corp.

PC-1000L

Polycarbonate

100

Clear Q

www.lottechem.com

Coated Lotte Chemical Corp. plastics may only be treated with the following coatings applied to the molded lens:

Coating in Alphabetical Order and Corresponding Manufacturer

KUV-2000, KUV-3000 and KUV-5000: See KCC Corporation

UVHC3000, UVHC5000: See Momentive Performance Materials Inc.

UVT610V2 and UVT820: See Red Spot

Coating Manufacturer in Alphabetical Order



Information on KUV-2000, KUV-3000 and KUV-5000 coatings may be obtained by writing:

KCC Corporation
83 Mabook-Dong,
Giheung-Gu, Yongin-Si, Gyunggi-Do
South Korea
www.kccworld.co.kr



Information on UVHC3000 and UVHC5000 hard coat may be obtained by writing to the following address:

Momentive Performance Materials GmbH
Building V7
51368 Leverkusen
Germany

Momentive Performance Materials Inc.
260 Hudson River Road
Waterford, NY 12118
www.momentive.com



PAINT & VARNISH COMPANY, INC.

Information on UVT610V2 and UVT820 coating may be obtained by writing to the following address:

Red Spot Paint & Varnish Co., Inc.
P.O. Box 418
Evansville, IN 47703-0418
www.redspot.com

Note: Red Spot UVT610V2 was only tested on a 3.2mm lens

<u>MFR.</u>	<u>TRADE NAME AND FLOW FORMULATION</u>	<u>TYPE OF RESIN</u>	<u>NUMBER</u>	<u>COLOR</u>
Lotte MCC Corporation	ACRYPET VH	Polymethyl Methacrylate	001	Clear
	ACRYPET VHM		111	Red
www.lottemcc.com	ACRYPET VG		112	Red
	ACRYPET ZVH		121	Red
(Formerly Lotte MRC Corp.)			PR5296	Red
			101	Red
			113	Red
			116	Red
			117	Red
			120	Red
			128	Red
			129	Red
			141	Red
			151	Red
			5101	Red
			5111	Red
			5112	Red
			5113	Red
			5114	Red
			5115	Red
			5117	Red
		5118	Red	
		5121	Red	
		5143	Red	
		5151	Red	
		209	Yellow	
		258	Yellow	
		259	Yellow	
		533	Grey	
		53175	Grey	

<u>MFR.</u>	<u>TRADE NAME AND FLOW FORMULATION</u>	<u>TYPE OF RESIN</u>	<u>NUMBER</u>	<u>COLOR</u>
Lucite	DIAKON CLG902	Polymethyl	001	Clear
International	DIAKON CLG902L	Methacrylate	006	Clear
(U.K.)	DIAKON CLG904		007	Clear
	DIAKON CMG302		011	Clear
www.lucitesolutions.com	DIAKON CMG302S		0P11	Clear
	DIAKON CMG314		9047	Neutral
	DIAKON CMG314N		9051	Neutral
	DIAKON CMG314R		9184	Neutral
	DIAKON CMG314V		9195	Neutral
	DIAKON CMG334V		9197	Neutral
	DIAKON CMH450		9198	Neutral
	DIAKON CMH454L		405	Red
	DIAKON CMH454V		413	Red
	DIAKON HS3120		415	Red
	DIAKON MG114		416	Red
	DIAKON MH254		417	Red
	DIAKON ST10H8L		418	Red
	DIAKON ST15G8		419	Red
	DIAKON ST15H8L		421	Red
	DIAKON ST20G8		422	Red
	DIAKON ST20H8L		425	Red
	DIAKON ST25G7		428	Red
	DIAKON ST25G8		433	Red
	DIAKON ST25H8L		435	Red
	DIAKON ST35G7		436	Red
	DIAKON ST35G8		437	Red
	DIAKON ST35H8L		438	Red
	DIAKON TD5H05L		439	Red
	DIAKON TD5H10L		440	Red
	DIAKON TD5H15L		442	Red
	DIAKON TD5H25L		4088	Red
	DIAKON TD5H42L		4114	Red
	DIAKON TD510		4132	Red
	DIAKON TD515		4162	Red
	DIAKON TD525		4163	Red
	DIAKON TD542		4169	Red
	DIAKON TD825		4194	Red
	DIAKON TD842		4209	Red
			4222	Red
			4223	Red
			4232	Red
			4234	Red
			4235	Red
			4236	Red
			4237	Red
			4238	Red
			4239	Red
			4248	Red
			4249	Red
			4255	Red
			4256	Red
			4259	Red
			4260	Red
			4261	Red

<u>MFR.</u>	<u>TRADE NAME AND FLOW FORMULATION</u>	<u>TYPE OF RESIN</u>	<u>NUMBER</u>	<u>COLOR</u>
Lucite International (U.K.)	DIAKON CLG902	Polymethyl Methacrylate	4262	Red
	DIAKON CLG902L		4263	Red
	DIAKON CLG904		4264	Red
	DIAKON CMG302		4265	Red
www.lucitesolutions.com	DIAKON CMG302S		4266	Red
	DIAKON CMG314		4267	Red
	DIAKON CMG314N		4268	Red
	DIAKON CMG314R		4269	Red
	DIAKON CMG314V		4270	Red
	DIAKON CMG334V		4271	Red
	DIAKON CMH450		4272	Red
	DIAKON CMH454L		4273	Red
	DIAKON CMH454V		4281	Red
	DIAKON HS3120		4286	Red
	DIAKON MG114		4287	Red
	DIAKON MH254		4P01	Red
	DIAKON ST10H8L		310	Yellow
	DIAKON ST15G8		311	Yellow
	DIAKON ST15H8L		312	Yellow
	DIAKON ST20G8		314	Yellow
	DIAKON ST20H8L		316	Yellow
	DIAKON ST25G7		317	Yellow
	DIAKON ST25G8		318	Yellow
	DIAKON ST25H8L		319	Yellow
	DIAKON ST35G7		3064	Yellow
	DIAKON ST35G8		3069	Yellow
	DIAKON ST35H8L		3071	Yellow
	DIAKON TD5H05L		3080	Yellow
	DIAKON TD5H10L		3081	Yellow
	DIAKON TD5H15L		3103	Yellow
	DIAKON TD5H25L		3104	Yellow
	DIAKON TD5H42L		3150	Yellow
	DIAKON TD510		3151	Yellow
	DIAKON TD515		3152	Yellow
	DIAKON TD525		3153	Yellow
	DIAKON TD542		3154	Yellow
	DIAKON TD825		3161	Yellow
	DIAKON TD842		3162	Yellow
			3163	Yellow
			3164	Yellow
			3165	Yellow
			6150	Green
			9388	Grey

Note: Red 4281 listed in 1.6mm only.

For Lucite International (U.S.A.) please see Plaskolite.

<u>MFR.</u>	<u>TRADE NAME AND FLOW FORMULATION</u>	<u>TYPE OF RESIN</u>	<u>NUMBER</u>	<u>COLOR</u>
--------------------	---	-----------------------------	----------------------	---------------------

Luminit	PRO10676	Inner Lens	10676	Red
---------	----------	------------	-------	-----

www.luminitco.com

Note: Luminit PRO10676 materials were tested on LEXAN™ HP92W behind Arkema Plexiglas V-52i Med Red outer lenses or on Covestro 503 behind Arkema V-52i 2.3 and 3.2mm outer lenses.

<u>MFR.</u>	<u>TRADE NAME AND FLOW FORMULATION</u>	<u>TYPE OF RESIN</u>	<u>NUMBER</u>	<u>COLOR</u>
Mitsubishi Chemical Corporation	ACRYPET TN 100	Polymethyl Methacrylate	001	Clear
Mitsubishi Chemical Corporation	ACRYPET UT 100 ACRYPET UT 200 SHINKOLITE UT 100 SHINKOLITE UT 200	Polymethyl Methacrylate	001 011 101 111 121 203 254 264 601	Clear Clear Red Red Red Yellow Yellow Yellow Grey
www.m-chemical.co.jp				
Mitsubishi Chemical Corporation	ACRYPET IR ACRYPET NAV SHINKOLITE P IR SHINKOLITE P NAV	Polymethyl Methacrylate	001 011 101 112 113 116 117 121 5101 203 254 255 256 257 258 259 264 265 5203 531 541 53160 53170 53180 53190 54115 54135 54160 54165 54170	Clear Clear Red Red Red Red Red Red Red Yellow Yellow Yellow Yellow Yellow Yellow Yellow Yellow Yellow Yellow Yellow Gray Gray Gray Gray Gray Gray Gray Gray Gray Gray
www.m-chemical.co.jp				
Mitsubishi Chemical Corporation	ACRYPET MD SHINKOLITE P MD	Polymethyl Methacrylate	001 101 114 203	Clear Red Red Yellow
www.m-chemical.co.jp				

<u>MFR.</u>	<u>TRADE NAME AND FLOW FORMULATION</u>	<u>TYPE OF RESIN</u>	<u>NUMBER</u>	<u>COLOR</u>
Mitsubishi Chemical Corporation www.m-chemical.co.jp	ACRYPET V	Polymethyl	001	Clear
	SHINKOLITE P V	Methacrylate	011	Clear
			101	Red
			114	Red

<u>MFR.</u>	<u>TRADE NAME AND FLOW FORMULATION</u>	<u>TYPE OF RESIN</u>	<u>NUMBER</u>	<u>COLOR</u>	
Mitsubishi Chemical Corporation www.m-chemical.co.jp	ACRYPET V SHINKOLITE P V	Polymethyl Methacrylate	131	Red	
			146	Red	
				147	Red
				148	Red
				149	Red
				160	Red
				203	Yellow
				236	Yellow
				283	Yellow
				284	Yellow
				285	Yellow
				286	Yellow
				287	Yellow
				288	Yellow
				291	Yellow
				292	Yellow
<hr/>					
Mitsubishi Chemical Corporation www.m-chemical.co.jp	ACRYPET VE	Polymethyl Methacrylate	PDA0010	Clear	
	ACRYPET VES		PDA0020	Clear	
	ACRYPET VH		PDA0030	Clear	
	ACRYPET VH3F		PDA0040	Clear	
	ACRYPET VH4		PDA0050	Clear	
	ACRYPET VH4F		PDA0013	Clear	
	ACRYPET VHM		PDA0023	Clear	
	ACRYPET VHS		PDA0033	Clear	
	ACRYPET VG		PDA0043	Clear	
	ACRYPET ZVH		PDA0053	Clear	
	SHINKOLITE P VE		001	Clear	
	SHINKOLITE P VES		361	Clear	
	SHINKOLITE P VH		PYR5406	Clear	
	SHINKOLITE P VHS		007	White	
			PR5556	White	
			53260	White	
			54225	White	
			55475	White	
			55480	White	
			55485	White	
			55580	White	
			55670	White	
			57163	White	
	55780	White			
	58154	White			
	101	Red			
	111	Red			
	112	Red			
	113	Red			
	116	Red			
	117	Red			
	120	Red			
	121	Red			
	128	Red			
	129	Red			
	141	Red			
	143	Red			
	151	Red			

<u>MFR.</u>	<u>TRADE NAME AND FLOW FORMULATION</u>	<u>TYPE OF RESIN</u>	<u>NUMBER</u>	<u>COLOR</u>
Mitsubishi Chemical Corporation www.m-chemical.co.jp	ACRYPET VE	Polymethyl Methacrylate	5101	Red
	ACRYPET VES		5101B	Red
	ACRYPETVH		5111	Red
	ACRYPET VH3F		5112	Red
	ACRYPET VH4		5113	Red
	ACRYPET VH4F		5114	Red
	ACRYPET VHM		5115	Red
	ACRYPET VHS		5116	Red
	ACRYPET VG		5117	Red
	ACRYPET ZVH		5118	Red
	SHINKOLITE P VE		5121	Red
	SHINKOLITE P VES		5131	Red
	SHINKOLITE P VH		5141	Red
	SHINKOLITE P VHS		5142	Red
			5143	Red
			5151	Red
			PR5276	Red
			PR5296	Red
			5386	Red
			5456	Red
			203	Yellow
			209	Yellow
			252	Yellow
			253	Yellow
			254	Yellow
			255	Yellow
			256	Yellow
			257	Yellow
			258	Yellow
	259	Yellow		
	262	Yellow		
	263	Yellow		
	264	Yellow		
	265	Yellow		
	266	Yellow		
	267	Yellow		
	270	Yellow		
	290	Yellow		
	2001	Yellow		
	5203	Yellow		
	5213	Yellow		
	5223	Yellow		
	5233	Yellow		
	5253	Yellow		
	5256	Yellow		
	5283	Yellow		
	5293	Yellow		
	5303	Yellow		
	5313	Yellow		
	5333	Yellow		
	5343	Yellow		
	5353	Yellow		
	5363	Yellow		

<u>MFR.</u>	<u>TRADE NAME AND FLOW FORMULATION</u>	<u>TYPE OF RESIN</u>	<u>NUMBER</u>	<u>COLOR</u>
Mitsubishi Chemical Corporation www.m-chemical.co.jp	ACRYPET VE	Polymethyl	5373	Yellow
	ACRYPET VES	Methacrylate	5383	Yellow
	ACRYPET VH		5393	Yellow
	ACRYPET VH3F		5403	Yellow
	ACRYPET VH4		5413	Yellow
	ACRYPET VH4F		5423	Yellow
	ACRYPET VHM		531	Gray
	ACRYPET VHS		533	Gray
	ACRYPET VG		541	Gray
	ACRYPET ZVH		53105	Gray
	SHINKOLITE P VE		53110	Gray
	SHINKOLITE P VES		53120	Gray
	SHINKOLITE P VH		53130	Gray
	SHINKOLITE P VHS		53137	Gray
	SHINKOLITE P VHS		53140	Gray
			53150	Gray
			53155	Gray
			53160	Gray
			53165	Gray
			53168	Gray
		53170	Gray	
		53175	Gray	
		53178	Gray	
		53180	Gray	
		53183	Gray	
		53185	Gray	
		53187	Gray	
		53190	Gray	
		54107	Gray	
		54110	Gray	
		54112	Gray	
		54115	Gray	
		54118	Gray	
		54120	Gray	
		54130	Gray	
		54132	Gray	
		54133	Gray	
		54135	Gray	
		54140	Gray	
		54145	Gray	
		54155	Gray	
		54160	Gray	
		54165	Gray	
		54170	Gray	

Coated Mitsubishi Chemical Corporation plastics may only be treated with the following coatings applied to the molded lens:

Coating in Alphabetical Order and Corresponding Manufacturer

FUJIHARD HH3012U-5, FUJIHARD HH3012U-6, FUJIHARD HH3012U-7, FUJIHARD HH3012U-8, FUJIHARD HH3012U-9, and FUJIHARD HH3035U, FUJIHARD HH3035U-1, FUJIHARD HH3035U-2, FUJIHARD HH3035U-3,; See Fujikura Kasei Co Ltd.

(Coating information continued on the next page)

MFR.	TRADE NAME AND FLOW FORMULATION	TYPE OF RESIN	NUMBER	COLOR
-------------	--	----------------------	---------------	--------------

Coating Manufacturer in Alphabetical Order



Information on FUJIHARD HH3012U-5, FUJIHARD HH3012U-6, FUJIHARD HH3012U-7, FUJIHARD HH3012U-8, FUJIHARD HH3012U-9, FUJIHARD HH3035U, FUJIHARD HH3035U-1, FUJIHARD HH3035U-2, and FUJIHARD HH3035U-3, coatings may be obtained by writing to the following address:

Fujikura Kasei Co., Ltd.
 6-15 Shibakoen 2-Chome
 Minato-Ku, Tokyo 105-0011
 Japan
www.fkkasei.co.jp

Note: FUJIHARD HH3012U-5, FUJIHARD HH3012U-6, FUJIHARD HH3012U-7, FUJIHARD HH3012U-8, FUJIHARD HH3012U-9, and FUJIHARD HH3035U, FUJIHARD HH3035U-1, FUJIHARD HH3035U-2, FUJIHARD HH3035U-3, for use only on Acrypet VH grades.

Mitsubishi	CLEARLAC M100	METHYL	001	Clear
Chemical	CLEARLAC M101	Methacrylate/	101	Red
Corporation	CLEARLAC M102	STYRENE	5101	Red
		COPOLYMER	203	Yellow
			5203	Yellow
			531	Gray
			541	Gray

<u>MFR.</u>	<u>TRADE NAME AND FLOW FORMULATION</u>	<u>TYPE OF RESIN</u>	<u>NUMBER</u>	<u>COLOR</u>
Mitsubishi	ACRYPET VE	Polymethyl	001	Clear
Chemical	ACRYPET VES	Methacrylate	361	Clear
Polymer	ACRYPET VH		PYR5406	Clear
Nantong Co., Ltd.	ACRYPET VH4		007	White
	ACRYPET VHM		PR5556	White
www.mrpn.com.cn	ACRYPET VHS		53260	White
	ACRYPET VG		54225	White
	ACRYPET ZVH		55475	White
	SHINKOLITE P VE		55480	White
	SHINKOLITE P VES		55485	White
	SHINKOLITE P VH		55580	White
	SHINKOLITE P VHS		55670	White
			57163	White
			55780	White
			58154	White
			101	Red
			111	Red
			112	Red
			113	Red
			116	Red
			117	Red
			120	Red
			121	Red
			128	Red
			129	Red
			141	Red
			143	Red
			151	Red
			5101	Red
			5101B	Red
			5111	Red
			5112	Red
			5113	Red
			5114	Red
			5115	Red
			5116	Red
			5117	Red
			5118	Red
			5121	Red
			5131	Red
			5141	Red
			5142	Red
			5143	Red
			5151	Red
			PR5276	Red
			PR5296	Red
			5386	Red
			5456	Red
			203	Yellow
			209	Yellow
			252	Yellow
			253	Yellow
			254	Yellow

<u>MFR.</u>	<u>TRADE NAME AND FLOW FORMULATION</u>	<u>TYPE OF RESIN</u>	<u>NUMBER</u>	<u>COLOR</u>
Mitsubishi	ACRYPET VE	Polymethyl	255	Yellow
Chemical	ACRYPET VES	Methacrylate	256	Yellow
Polymer	ACRYPET VH		257	Yellow
Nantong Co., Ltd.	ACRYPET VH4		258	Yellow
	ACRYPET VHM		259	Yellow
www.mrpn.com.cn	ACRYPET VHS		262	Yellow
	ACRYPET VG		263	Yellow
	ACRYPET ZVH		264	Yellow
	SHINKOLITE P VE		265	Yellow
	SHINKOLITE P VES		266	Yellow
	SHINKOLITE P VH		267	Yellow
	SHINKOLITE P VHS		270	Yellow
			290	Yellow
			2001	Yellow
			5203	Yellow
			5213	Yellow
			5223	Yellow
			5233	Yellow
			5253	Yellow
			5256	Yellow
			5283	Yellow
			5293	Yellow
			5303	Yellow
			5313	Yellow
			5333	Yellow
			5343	Yellow
			5353	Yellow
			5363	Yellow
			5373	Yellow
			5383	Yellow
			5393	Yellow
			5403	Yellow
			5413	Yellow
			5423	Yellow
			531	Gray
			533	Gray
			541	Gray
			53105	Gray
			53110	Gray
			53120	Gray
			53130	Gray
			53137	Gray
			53140	Gray
			53150	Gray
			53155	Gray
			53160	Gray
			53165	Gray
			53168	Gray
			53170	Gray
			53175	Gray
			53178	Gray
			53180	Gray
			53183	Gray
			53185	Gray
			53187	Gray

<u>MFR.</u>	<u>TRADE NAME AND FLOW FORMULATION</u>	<u>TYPE OF RESIN</u>	<u>NUMBER</u>	<u>COLOR</u>
Mitsubishi	ACRYPET VE	Polymethyl	53190	Gray
Chemical	ACRYPET VES	Methacrylate	54107	Gray
Polymer	ACRYPET VH		54110	Gray
Nantong Co., Ltd.	ACRYPET VH4		54112	Gray
	ACRYPET VHM		54115	Gray
www.mrpn.com.cn	ACRYPET VHS		54118	Gray
	ACRYPET VG		54120	Gray
	ACRYPET ZVH		54130	Gray
	SHINKOLITE P VE		54132	Gray
	SHINKOLITE P VES		54133	Gray
	SHINKOLITE P VH		54135	Gray
	SHINKOLITE P VHS		54140	Gray
			54145	Gray
			54155	Gray
			54160	Gray
			54165	Gray
			54170	Gray

Coated Mitsubishi Chemical Polymer Nantong Co., Ltd. plastics may only be treated with the following coatings applied to the molded lens:

Coating in Alphabetical Order and Corresponding Manufacturer

FUJIHARD HH3012U-5, FUJIHARD HH3012U-6, FUJIHARD HH3012U-7, FUJIHARD HH3012U-8, FUJIHARD HH3012U-9, and FUJIHARD HH3035U, FUJIHARD HH3035U-1, FUJIHARD HH3035U-2, FUJIHARD HH3035U-3,; See Fujikura Kasei Co Ltd.

SH-61: See Stanley Electric Co., Ltd.

Coating Manufacturer in Alphabetical Order



Information on FUJIHARD HH3012U-5, FUJIHARD HH3012U-6, FUJIHARD HH3012U-7, FUJIHARD HH3012U-8, FUJIHARD HH3012U-9, and FUJIHARD HH3035U, FUJIHARD HH3035U-1, FUJIHARD HH3035U-2, FUJIHARD HH3035U-3, coatings may be obtained by writing to the following address:

Fujikura Kasei Co., Ltd.
6-15 Shibakoen 2-Chome
Minato-Ku, Tokyo 105-0011
Japan
www.fkkasei.co.jp

Note: FUJIHARD HH3012U-5, FUJIHARD HH3012U-6, FUJIHARD HH3012U-7, FUJIHARD HH3012U-8, FUJIHARD HH3012U-9, and FUJIHARD HH3035U, FUJIHARD HH3035U-1, FUJIHARD HH3035U-2, FUJIHARD HH3035U-3, for use only on Acrypet VH grades.

(Coating information continued on the next page.)

<u>MFR.</u>	<u>TRADE NAME AND FLOW FORMULATION</u>	<u>TYPE OF RESIN</u>	<u>NUMBER</u>	<u>COLOR</u>
--------------------	---	-----------------------------	----------------------	---------------------

Information on SH-61 hard coat may be obtained by writing to the following address:

Stanley Electric Co., Ltd.
2-9-13, Nakameguro, Meguro-Ku
Meguro-Ku, Tokyo 153,
Japan
www.stanley.co.jp

Note: Stanley SH-61 was only tested on Acrypet VH 001

<u>MFR.</u>	<u>TRADE NAME AND FLOW FORMULATION</u>	<u>TYPE OF RESIN</u>	<u>NUMBER</u>	<u>COLOR</u>
Mitsubishi Engineering Plastics Corporation www.m-ep.co.jp	IUPILON ML-100	Polycarbonate	001	Clear #
	IUPILON ML-200		0001	Clear #
	IUPILON ML-300		R591A	Clear #
	IUPILON ML-300AH		R530B	Clear #!
	IUPILON ML-350		R591B	Clear #
	IUPILON ML-400		R591C	Clear #
	IUPILON ML-100R		R591S	Clear #
	IUPILON ML-200R		101	Red #
	IUPILON ML-300R		H101T	Red #
	IUPILON ML-350R		102	Red #
	IUPILON ML-400R		103	Red #
	IUPILON HL-3003		104	Red #
	IUPILON HL-3503		R138J	Red #
			1001	Red #
			1002	Red #
			301	Yellow #
	3001	Yellow #		

Note: ML-300/R1GYH, ML-300/R1BWH, ML-400/R148A, ML-300/R265E, ML-400R/R206F, HL-3003/N414, HL-3003/N418, HL-3003/N424, HL-3003/N428, HL-3503/N414, HL-3503/N418 HL-3503/N424, HL-3503/N428 and HL-3503/N428R are for protected applications only

ML-300/R1GYH	Red!
ML-300/R1BWH	Red!
ML-400/R148A	Red!
ML-300/R265E	Yellow!
ML-400R/R206F	Yellow!
HL-3003/N414	Clear!
HL-3003/N418	Clear!
HL-3003/N424	Clear!
HL-3003/N428	Clear!
HL-3503/N414	Clear!
HL-3503/N418	Clear!
HL-3503/N424	Clear!
HL-3503/N428	Clear!
HL-3503/N428R	Clear!

Note: All Mitsubishi Engineering protected application materials were tested behind clear coated ML-300 or ML-350

Coated Mitsubishi Engineering Plastics Corp. Iupilon plastics may only be treated with the following coatings listed below.

Coating in Alphabetical Order and Corresponding Manufacturer

Acryking F-328, Acryking K-101-S, Acryking PH-220, Acryking PH-328, Acryking PH-503, Acryking PH-511, Acryking PH-700, Acryking PH-710 Acryking PH-720, Acryking PH-750, Acryking PH-800, Acryking PH-800N5A, and Acryking PH-930: See Mitsubishi Chemical Corporation

FUJIHARD HH2540U, FUJIHARD HH2540U-1, FUJIHARD HH2540U-2: See Fujikura Kasei

FUJIHARD HH2551U, FUJIHARD HH2551U-1, FUJIHARD HH2551U-2, FUJIHARD HH2561U-3: See Fujikura Kasei

FUJIHARD HH2561U-6, FUJIHARD HH2561U-7, FUJIHARD HH2561U-8, FUJIHARD HH2561U-9: See Fujikura Kasei

(Coating information continued on the next page)

<u>MFR.</u>	<u>TRADE NAME AND FLOW FORMULATION</u>	<u>TYPE OF RESIN</u>	<u>NUMBER</u>	<u>COLOR</u>
--------------------	---	-----------------------------	----------------------	---------------------

FUJIHARD HH2570U, FUJIHARD HH2570U-1, FUJIHARD HH2570U-2: See Fujikura Kasei

FUJIHARD HH3372U: See Fujikura Kasei

FUJIHARD HH3401U: See Fujikura Kasei

IUPIILON Coat UV: See Mitsubishi Engineering Plastics Corp.

MODIHARD 200S: See NOF Corporation

PHC587C, PHC587C2: See Momentive Performance Materials Inc.

PHOLUCID No.180C and 185C: See Chugoku Marine Paints Ltd..

SH-41, SH-50, SH-51 and SH-61: See Stanley Electric

UVHC3000, UVHC3000CC, UVHC3000LS, UVHC3000K, UVHC3000K1, UVHC3000K-Z, UVHC3000K1-40, UVHC3000K1-50, UVHC3000KZ60: See Momentive Performance Materials Inc.

UVHC5000, UVHC5000K, and UVHC5000K1: See Momentive Performance Materials Inc.

UVHC8100: See Momentive Performance Materials Inc.

UVT200V1, UVT200V2, UVT200V3 and UVT200V5, : See Red Spot.

UVT610V1, UVT610V2, UVT610V3, UVT610V4, UVT610V5, UVT610V6, UVT610V7, and UVT610V8: See Red Spot.

UVT820V1, UVT820V2, UVT820V3, UVT820V4, UVT820V5, UVT820V6, UVT820V7 and UVT820V8: See Red Spot

Coating Manufacturer in Alphabetical Order



Information on PHOLUCID No.180C and 185C coatings may be obtained by writing:

Chugoku Marine Paints, Ltd.
 Tokyo Club Building,
 2-6, Kasumigaseki 3-Chome
 Chiyoda-Ku, Tokyo, 100-0013
 Japan
 Telephone: 81-3-3506-3971
 Facsimile: +81-3-5511-8542
www.cmp.co.jp

Note: PHOLUCID No.180C was tested on Lupilon ML-300AH R591C Clear and ML-300 R591B Clear only.

Note: PHOLUCID No.185C was tested on Lupilon ML-300AH R591C Clear only.

(Coating information continued on the next page)

<u>MFR.</u>	<u>TRADE NAME AND FLOW FORMULATION</u>	<u>TYPE OF RESIN</u>	<u>NUMBER</u>	<u>COLOR</u>
--------------------	---	-----------------------------	----------------------	---------------------



Information on FUJIHARD HH2540U, FUJIHARD HH2540U-1, FUJIHARD HH2540U-2, FUJIHARD HH2551U, FUJIHARD HH2551U-1, FUJIHARD HH2551U-2, FUJIHARD HH2551U-3, FUJIHARD HH2561U-6, FUJIHARD HH2561U-7, FUJIHARD HH2561U-8, FUJIHARD HH2561U-9, FUJIHARD HH2570U, FUJIHARD HH2570U-1, FUJIHARD HH2570U-2, FUJIHARD HH3372U and FUJIHARD HH3401U coatings may be obtained by writing to the following address:

Fujikura Kasei Co., Ltd.
 6-15 Shibakoen 2-Chome
 Minato-Ku, Tokyo 105-0011
 Japan
www.fkkasei.co.jp

Note: FUJIHARD HH2540U series, HH2551U series, HH2561U series and HH2570U series were tested on ML-300 clear only

Note: FUJIHARD HH3372U and FUJIHARD HH3401U were tested on ML-300 and ML-350 clear only.



Information on KUV-1000, KUV-2000, KUV-3000, KUV-4000, KUV-5000 and KUV-6000 coatings may be obtained by writing:

KCC Corporation
 83 Mabook-Dong, Giheung-Gu,
 Yongin-Si, Gyunggi-Do
 South Korea
www.kccworld.co.kr

Information on IUPILON COAT UV may be obtained by writing to the following address:

Mitsubishi Engineering Plastics Corp.
 Plastics Sales Department
 5-2, Marunouchi 2-Chome
 Chiyoda-Ku, Tokyo
 Japan
www.m-ep.co.jp



Information on Acryking F-328, Acryking K-101-S, Acryking PH-220, Acryking PH-328, Acryking PH-503, Acryking PH-511, Acryking PH-700, Acryking PH-710 Acryking PH-720, Acryking PH-750, Acryking PH-800, Acryking PH-800N5A and Acryking PH-930 coatings may be obtained by writing to the following company:

Mitsubishi Chemical Corporation
 1-1 Marunouchi, 1-Chome
 Chiyoda-Ku, Tokyo 100-8251
 Japan
www.m-chemical.co.jp

Note: Acryking PH-503, PH-511, PH-700, PH-710, Acryking PH-720, PH-750, Acryking PH-800 and Acryking PH-800N5A were tested on ML-300 clear only

Note: Acryking PH-930 was tested on clear ML-300 and ML-350 only.

(Coating information continued on the next page)

<u>MFR.</u>	<u>TRADE NAME AND FLOW FORMULATION</u>	<u>TYPE OF RESIN</u>	<u>NUMBER</u>	<u>COLOR</u>
-------------	--	----------------------	---------------	--------------



Information on PHC587C, PHC587C2, UVHC3000, UVHC3000CC, UVHC3000LS, UVHC3000K, UVHC3000K1, UVHC3000K-Z, UVHC3000K1-40, UVHC3000K1-50, UVHC3000KZ60, UVHC5000, UVHC5000K, UVHC5000K1 and UVHC8100 hard coats may be obtained by writing to the following address:

Momentive Performance Materials GmbH Building V7 51368 Leverkusen Germany	Momentive Performance Materials Inc. 260 Hudson River Road Waterford, NY 12118 www.momentive.com
--	--

Note: UVHC3000K, UVHC3000K1-40, UVHC3000K1-50, UVHC3000KZ60 only tested on Iupilon ML-300 / ML-350
 Note: UVHC3000 only tested on Iupilon ML-350
 Note: UVHC8100 was tested on Clear ML-300 and ML-350



Information on MODIHARD 200S coatings may be obtained by writing to the following address:

NOF Corporation
Yebis Garden Place Tower 20-3, Ebisu 4-Chome,
Shibuya-Ku, Tokyo 150-6019
Japan
www.nof.co.jp

Note: MODIHARD 200S is acceptable on ML-300 Clear in thicknesses 2.3-6.4 mm only

Information on Stanley Electric SH-41, SH-50, SH-51 and SH-61 may be obtained by writing to the following company:

Stanley Electric Co., Ltd.
2-9-13, Nakameguro,
Meguro-Ku, Tokyo 153
Japan
www.stanley.co.jp

Note: SH-41 may be used in front of a reflex reflector. Material would have code Q
 Note: Stanley SH-51 and SH-61 only tested on clear IUPILON ML-300



Information on UVT200V1, UVT200V2, UVT200V3 and UVT200V5, UVT610V1, UVT610V2, UVT610V3, UVT610V4, UVT610V5, UVT610V6, UVT610V7, UVT610V8, UVT820V1, UVT820V2, UVT820V3, UVT820V4, UVT820V5, UVT820V6, UVT820V7 and UVT820V8 coatings may be obtained by writing to the following address:

Red Spot Paint & Varnish Co., Inc.
P.O. Box 418
Evansville, IN 47703-0418
www.redspot.com

Note: Red Spot UVT200V1, UVT200V2, UVT200V3, UVT200V5, UVT610V1, UVT610V2, UVT610V3, UVT610V4, UVT610V5, UVT610V6, UVT610V7, UVT610V8, UVT820V1, UVT820V2, UVT820V3, UVT820V4, UVT820V5, UVT820V6, UVT820V7 and UVT820V8 is only acceptable on clear ML-300 and ML-350

<u>MFR.</u>	<u>TRADE NAME AND FLOW FORMULATION</u>	<u>TYPE OF RESIN</u>	<u>NUMBER</u>	<u>COLOR</u>
Mitsubishi Engineering-Plastics Corporation	IUPILON ML-100	Polycarbonate	001	Clear \$
	IUPILON ML-200		H5102	Clear \$
	IUPILON ML-300		R5RSE	Clear \$
	IUPILON ML-400		R5QTE	Clear \$
	IUPILON ML-500		R5RZE	Clear \$
www.m-ep.co.jp	IUPILON ML-100R		R5GSF	Clear \$
	IUPILON ML-200R		R5KYH	Clear \$
	IUPILON ML-300R		R329K	Clear \$
	IUPILON ML-400R		R166J	Clear \$
	IUPILON ML-500R (coated or uncoated)		H2059	Clear \$
			A6067	Clear \$
			R525A	Clear \$
			R456J	Clear \$
			R526A	Clear \$!
			T689R	Clear \$
		A6067	Clear \$	
		105	Red \$!	
		302	Yellow \$!	
		501	Gray Smoke \$!	
		R5YNH	Gray Smoke \$!	

Coated Mitsubishi Engineering-Plastics Corp. plastics may only be treated with the following acceptable coatings applied to the molded lens:

Coating in Alphabetical Order and Corresponding Manufacturer

Acryking F-328, Acryking K-101-S, Acryking PH-220, Acryking PH-328, Acryking PH-700, Acryking PH-710, Acryking PH-720, Acryking PH-750, Acryking PH-800, Acryking PH-800N5A and Acryking PH-930: See Mitsubishi Chemical Corporation

FUJIHARD HH2540U, FUJIHARD HH2540U-1, FUJIHARD HH2540U-2: See Fujikura Kasei.

FUJIHARD HH2551U, FUJIHARD HH2551U-1, FUJIHARD HH2551U-2, FUJIHARD HH2561U-3: See Fujikura Kasei

FUJIHARD HH2561U-6, FUJIHARD HH2561U-7, FUJIHARD HH2561U-8, FUJIHARD HH2561U-9: See Fujikura Kasei

FUJIHARD HH2570U, FUJIHARD HH2570U-1, FUJIHARD HH2570U-2: See Fujikura Kasei

FUJIHARD HH3372U: See Fujikura Kasei

FUJIHARD HH3401U: See Fujikura Kasei

IUPILON COAT UV: See Mitsubishi Engineering Plastics Corp.

MODIHARD 200S: See NOF Corporation

SH-41, SH-50, SH-51 and SH-61: See Stanley Electric

(Coating information continued on the next page)

<u>MFR.</u>	<u>TRADE NAME AND FLOW FORMULATION</u>	<u>TYPE OF RESIN</u>	<u>NUMBER</u>	<u>COLOR</u>
--------------------	---	-----------------------------	----------------------	---------------------

PHOLUCID No.180C: See Chugoku Marine Paints Ltd.

UVHC5000, UVHC5000K, and UVHC5000K1: See Momentive Performance Materials

UVHC8100: See Momentive Performance Materials

UVT200V1, UVT200V2, UVT200V3 and UVT200V5: See Red Spot.

UVT610V1, UVT610V2, UVT610V3, UVT610V4, UVT610V5, UVT610V6, UVT610V7, and UVT610V8: See Red Spot.

UVT820V1, UVT820V2, UVT820V3, UVT820V4, UVT820V5, UVT820V6, UVT820V7 and UVT820V8: See Red Spot

Coating Manufacturer in Alphabetical Order



Information on PHOLUCID No.180C coatings may be obtained by writing:

Chugoku Marine Paints, Ltd.
 Tokyo Club Building,
 2-6, Kasumigaseki 3-Chome
 Chiyoda-Ku, Tokyo, 100-0013
 Japan
 Telephone: 81-3-3506-3971
 Facsimile: +81-3-5511-8542
www.cmp.co.jp

Note: PHOLUCID No.180C was tested on Lupilon ML-300 R591B clear only.

Information on: FUJIHARD HH2540U, FUJIHARD HH2540U-1, FUJIHARD HH2540U-2, FUJIHARD HH2551U, FUJIHARD HH2551U-1, FUJIHARD HH2551U-2, FUJIHARD HH2551U-3, FUJIHARD HH2561U-6, FUJIHARD HH2561U-7, FUJIHARD HH2561U-8, FUJIHARD HH2561U-9, FUJIHARD HH2570U, FUJIHARD HH2570U-1, FUJIHARD HH2570U-2, FUJIHARD HH3372U and FUJIHARD HH3401U coatings may be obtained by writing to the following address:

Fujikura Kasei Co., Ltd.
 6-15 Shibakoen 2-Chome
 Minato-Ku, Tokyo 105-0011
 Japan
www.fkkasei.co.jp

Note: FUJIHARD HH2540U series, HH2551U series, HH2561U series and HH2570U series were tested on ML-300 clear only

Note: FUJIHARD HH3372U and FUJIHARD HH3401U were tested on ML-300 and ML-350 clear only.

(Coating information continued on the next page)

MFR.	TRADE NAME AND FLOW FORMULATION	TYPE OF RESIN	NUMBER	COLOR
-------------	--	----------------------	---------------	--------------



Information on UVHC5000, UVHC5000K, and UVHC5000K1 hard coats may be obtained by writing to the following address:

Momentive Performance Materials GmbH
 Materials Inc. Building V7
 51368 Leverkusen
 Germany

Momentive Performance
 260 Hudson River Road
 Waterford, NY 12118
www.momentive.com

Note: UVHC5000 tested on ML-300 clear only.

Information on IUPIILON COAT UV may be obtained by writing to the following address:

Mitsubishi Engineering Plastics Corp.
 Plastics Sales Department
 5-2, Marunouchi 2-Chome
 Chiyoda-Ku, Tokyo,
 Japan
www.m-ep.co.jp



Information on Mitsubishi Chemical Corporation Acryking F-328, Acryking K-101-S, Acryking PH-220, Acryking PH-328, Acryking PH-700, Acryking PH-710 Acryking PH-720, Acryking PH-750, Acryking PH-800, Acryking PH-800N5A and Acryking PH-930 may be obtained by writing to the following address:

Mitsubishi Chemical Corporation
 1-1 Marunouchi, 1-Chome
 Chiyoda-Ku, Tokyo 100-8251
 Japan
www.m-chemical.co.jp

Note: Acryking PH-700, PH-710, Acryking PH-720, PH-750 Acryking PH-800, Acryking PH-800N5A and Acryking PH-930 were tested on clear ML-300 only



Information on MODIHARD 200S coatings may be obtained by writing to the following address:

NOF Corporation
 Yebis Garden Place Tower 20-3, Ebisu 4-Chome,
 Shibuya-Ku, Tokyo 150-6019
 Japan
www.nof.co.jp

Note: MODIHARD 200S is acceptable on ML-300 Clear in thicknesses 2.3-6.4 mm only

(Coating information continued on the next page)

MFR. **TRADE NAME AND**
FLOW FORMULATION **TYPE OF RESIN** **NUMBER** **COLOR**



Information on UVT200V1, UVT200V2, UVT200V3, UVT200V5, UVT610V1, UVT610V2, UVT610V3, UVT610V4, UVT610V5, UVT610V6, UVT610V7, UVT610V8, UVT820V1, UVT820V2, UVT820V3, UVT820V4, UVT820V5, UVT820V6, UVT820V7 and UVT820V8 coatings may be obtained by writing to the following address:

Red Spot Paint & Varnish Co., Inc.
P.O. Box 418
Evansville, IN 47703-0418
www.redspot.com

Note: Red Spot UVT200V1, UVT200V2, UVT200V3, UVT200V5, UVT610V1, UVT610V2, UVT610V3, UVT610V4, UVT610V5, UVT610V6, UVT610V7, UVT610V8 UVT820V1, UVT820V2, UVT820V3, UVT820V4, UVT820V5, UVT820V6, UVT820V7 and UVT820V8 is only acceptable on clear ML-300 and ML-350

Information on Stanley Electric SH-41, SH-50, SH-51 and SH-61 may be obtained by writing to the following company:

Stanley Electric Co., Ltd.
2-9-13, Nakameguro,
Meguro-Ku, Tokyo 153
Japan
www.stanley.co.jp

Note: SH-41 may be used in front of a reflex reflector. Material would have code Q
Note: Stanley SH-51 and SH-61 only tested on clear IUPILON ML-300

<u>MFR.</u>	<u>TRADE NAME AND FLOW FORMULATION</u>	<u>TYPE OF RESIN</u>	<u>NUMBER</u>	<u>COLOR</u>
Mitsubishi Engineering-Plastics Corporation	NOVAREX 7022L1 NOVAREX 7022L2 NOVAREX 7022L3 (coated or uncoated)	Polycarbonate		Clear \$
			R111	Red \$
			R112	Red \$
			R212	Red \$
			R213	Red \$
			R311	Red \$
			R312	Red \$
			R313	Red \$
			A114	Yellow \$
			A115	Yellow \$
			A212	Yellow \$
			A213	Yellow \$
			A306	Yellow \$
			A307	Yellow \$
			A308	Yellow \$
			A411	Yellow \$
			A412	Yellow \$

<u>MFR.</u>	<u>TRADE NAME AND FLOW FORMULATION</u>	<u>TYPE OF RESIN</u>	<u>NUMBER</u>	<u>COLOR</u>
Mitsubishi Gas Chemical Engineering-Plastics (Shanghai) Co. Ltd.	IUPILON ML-100	Polycarbonate	001	Clear #
	IUPILON ML-200		0001	Clear #
	IUPILON ML-300		R591A	Clear #
	IUPILON ML-300AH		R530B	Clear #!
	IUPILON ML-350		R591B	Clear #
	IUPILON ML-400		R591C	Clear #
	IUPILON ML-100R		R591S	Clear #
www.m-ep.co.jp	IUPILON ML-200R		101	Red #
	IUPILON ML-300R		102	Red #
	IUPILON ML-350R		103	Red #
	IUPILON ML-400R		104	Red #
	IUPILON HL-3003		R138J	Red #
	IUPILON HL-3503		1001	Red #
			1002	Red #
			301	Yellow #
			3001	Yellow #

Note:	ML-300/R1GYH, ML-300/R1BWH, ML-400/R148A, ML-300/R265E, ML-400R/R206F, HL-3003/N414, HL-3003/N418, HL-3003/N424, HL-3003/N428	ML-300/R1GYH	Red!
	HL-3503/N414, HL-3503/N418 HL-3503/N424, and HL-3503/N428 are for protected applications only	ML-300/R1BWH	Red!
		ML-400/R148A	Red!
		ML-300/R265E	Yellow!
		ML-400R/R206F	Yellow!
		HL-3003/N414	Clear!
		HL-3003/N418	Clear!
Note:	All Mitsubishi Engineering protected application materials were tested behind clear coated ML-300 or ML-350	HL-3003/N424	Clear!
		HL-3003/N428	Clear!
		HL-3503/N414	Clear!
		HL-3503/N418	Clear!
		HL-3503/N424	Clear!
		HL-3503/N428	Clear!

Coated Mitsubishi Gas Chemical Engineering Plastics (Shanghai) Co. Ltd. Iupilon plastics may only be treated with the following coatings listed below.

Coating in Alphabetical Order and Corresponding Manufacturer

Acryking F-328, Acryking K-101-S, Acryking PH-220, Acryking PH-328, Acryking PH-503, Acryking PH-700, Acryking PH-710, Acryking PH-720, Acryking PH-750, Acryking PH-800, Acryking PH-800N5A, and Acryking PH-930: See Mitsubishi Chemical Corporation

FUJIHARD HH2540U, FUJIHARD HH2540U-1, FUJIHARD HH2540U-2: See Fujikura Kasei

FUJIHARD HH2551U, FUJIHARD HH2551U-1, FUJIHARD HH2551U-2, FUJIHARD HH2561U-3: See Fujikura Kasei

FUJIHARD HH2561U-6, FUJIHARD HH2561U-7, FUJIHARD HH2561U-8, FUJIHARD HH2561U-9: See Fujikura Kasei

FUJIHARD HH2570U, FUJIHARD HH2570U-1, FUJIHARD HH2570U-2: See Fujikura Kasei

(Coating information continued on the next page)

<u>MFR.</u>	<u>TRADE NAME AND FLOW FORMULATION</u>	<u>TYPE OF RESIN</u>	<u>NUMBER</u>	<u>COLOR</u>
FUJIHARD HH3372U:	See Fujikura Kasei			
FUJIHARD HH3401U:	See Fujikura Kasei			
IUPIILON Coat UV:	See Mitsubishi Engineering Plastics Corp.			
PHC587C, PHC587C2:	See Momentive Performance Materials Inc.			
PHOLUCID No.180C, 185C:	See Chugoku Marine Paints Ltd..			
SH-41, SH-50, and SH-51:	See Stanley Electric			
UVHC3000, UVHC3000CC, UVHC3000LS, UVHC3000K, UVHC3000K1, UVHC3000K-Z, UVHC3000K1-40, UVHC3000K1-50, UVHC3000KZ60:	See Momentive Performance Materials Inc.			
UVHC5000, UVHC5000K, and UVHC5000K1:	See Momentive Performance Materials Inc.			
UVHC8100:	See Momentive Performance Materials Inc.			
UVT200V1, UVT200V2, UVT200V3 and UVT200V5, :	See Red Spot.			
UVT610V1, UVT610V2, UVT610V3, UVT610V4, UVT610V5, UVT610V6, UVT610V7, and UVT610V8:	See Red Spot.			
UVT820V1, UVT820V2, UVT820V3, UVT820V4, UVT820V5, UVT820V6, UVT820V7 and UVT820V8:	See Red Spot			

Coating Manufacturer in Alphabetical Order



Information on PHOLUCID No.180C and 185C coatings may be obtained by writing:

Chugoku Marine Paints, Ltd.
Tokyo Club Building,
2-6, Kasumigaseki 3-Chome
Chiyoda-Ku, Tokyo, 100-0013
Japan
Telephone: 81-3-3506-3971
Facsimile: +81-3-5511-8542
www.cmp.co.jp

Note: PHOLUCID No.180C was tested on lupilon ML-300AH R591C and lupilon ML-300 R591B clear only.

Note: PHOLUCID No.185C was tested on lupilon ML-300AH R591C Clear only

(Coating information continued on the next page)

<u>MFR.</u>	<u>TRADE NAME AND FLOW FORMULATION</u>	<u>TYPE OF RESIN</u>	<u>NUMBER</u>	<u>COLOR</u>
--------------------	---	-----------------------------	----------------------	---------------------



Information on FUJIHARD HH2540U, FUJIHARD HH2540U-1, FUJIHARD HH2540U-2, FUJIHARD HH2551U, FUJIHARD HH2551U-1, FUJIHARD HH2551U-2, FUJIHARD HH2551U-3, FUJIHARD HH2561U-6, FUJIHARD HH2561U-7, FUJIHARD HH2561U-8, FUJIHARD HH2561U-9, FUJIHARD HH2570U, FUJIHARD HH2570U-1, FUJIHARD HH2570U-2, FUJIHARD HH3372U and FUJIHARD HH3401U coatings may be obtained by writing to the following address:

Fujikura Kasei Co., Ltd.
 6-15 Shibakoen 2-Chome
 Minato-Ku, Tokyo 105-0011
 Japan
www.fkkasei.co.jp

Note: FUJIHARD HH2540U series, HH2551U series, HH2561U series and HH2570U series were tested on ML-300 clear only.

Note: FUJIHARD HH3372U and FUJIHARD HH3401U were tested on ML-300 and ML-350 clear only.



Information on KUV-1000, KUV-2000, KUV-3000, KUV-4000, KUV-5000 and KUV-6000 coatings may be obtained by writing:

KCC Corporation
 83 Mabook-Dong,
 Giheung-Gu, Yongin-Si Gyunggi-Do,
 South Korea
www.kccworld.co.kr

Information on IUPILON COAT UV may be obtained by writing to the following address:

Mitsubishi Engineering Plastics Corp.
 Plastics Sales Department
 5-2, Marunouchi 2-Chome
 Chiyoda-Ku, Tokyo
 Japan
www.m-ep.co.jp



Information on Acryking F-328, Acryking K-101-S, Acryking PH-220, Acryking PH-328, Acryking PH-503, Acryking PH-700, Acryking PH-710 Acryking PH-720, Acryking PH-750, Acryking PH-800, Acryking PH-800N5A, and Acryking PH-930 coatings may be obtained by writing to the following company:

Mitsubishi Chemical Corporation
 1-1 Marunouchi, 1-Chome
 Chiyoda-Ku, Tokyo 100-8251
 Japan
www.m-chemical.co.jp

Note: Acryking PH-503, PH-700, PH-710, Acryking PH-720, PH-750, Acryking PH-800 and Acryking PH-800N5A were tested on ML-300 clear only

Note: Acryking PH-930 was tested on clear ML-300 and MI-350

(Coating information continued on the next page)

<u>MFR.</u>	<u>TRADE NAME AND FLOW FORMULATION</u>	<u>TYPE OF RESIN</u>	<u>NUMBER</u>	<u>COLOR</u>
-------------	--	----------------------	---------------	--------------



Information on PHC587C, PHC587C2, UVHC3000, UVHC3000CC, UVHC3000LS, UVHC3000K, UVHC3000K1, UVHC3000K-Z, UVHC3000K1-40, UVHC3000K1-50, UVHC3000KZ60, UVHC5000, UVHC5000K, UVHC5000K1 and UVHC8100 hard coats may be obtained by writing to the following address:

Momentive Performance Materials GmbH
 Materials Inc. Building V7
 51368 Leverkusen
 Germany

Momentive Performance
 260 Hudson River Road
 Waterford, NY 12118
www.momentive.com

Note: UVHC3000K, UVHC3000K1-40, UVHC3000K1-50, UVHC3000KZ60 only tested on lupilon ML-300 / ML-350

Note: UVHC3000 only tested on lupilon ML-350

Note: UVHC8100 was tested on clear lupilon ML-300 and lupilon ML-350



Information on MODIHARD 200S coatings may be obtained by writing to the following address:

NOF Corporation
 Yebis Garden Place Tower 20-3, Ebisu 4-Chome,
 Shibuya-Ku, Tokyo 150-6019
 Japan
www.nof.co.jp

Note: MODIHARD 200S is acceptable on ML-300 Clear in thicknesses 2.3-6.4 mm only



Information on UVT200V1, UVT200V2, UVT200V3, UVT200V5, UVT610V1, UVT610V2, UVT610V3, UVT610V4, UVT610V5, UVT610V6, UVT610V7, UVT610V8 UVT820V1, UVT820V2, UVT820V3, UVT820V4, UVT820V5, UVT820V6, UVT820V7 and UVT820V8 coatings may be obtained by writing to the following address:

Red Spot Paint & Varnish Co., Inc.
 P.O. Box 418
 Evansville, IN 47703-0418
www.redspot.com

Note: Red Spot UVT200V1, UVT200V2, UVT200V3, UVT200V5, UVT610V1, UVT610V2, UVT610V3, UVT610V4, UVT610V5, UVT610V6, UVT610V7, UVT610V8 UVT820V1, UVT820V2, UVT820V3, UVT820V4, UVT820V5, UVT820V6, UVT820V7 and UVT820V8 is only acceptable on clear ML-300 and ML-350

Information on Stanley Electric SH-41, SH-50 and SH-51 may be obtained by writing to the following company:

Stanley Electric Co., Ltd.
 2-9-13, Nakameguro,
 Meguro-Ku, Tokyo 153
 Japan
www.stanley.co.jp

Note: SH-41 may be used in front of a reflex reflector. Material would have code Q

Note: Stanley SH-51 only tested on clear IUPIILON ML-300

<u>MFR.</u>	<u>TRADE NAME AND FLOW FORMULATION</u>	<u>TYPE OF RESIN</u>	<u>NUMBER</u>	<u>COLOR</u>
Mitsubishi Gas Chemical Engineering-Plastics (Shanghai) Co. Ltd.	IUPILON ML-100	Polycarbonafate	001	Clear \$
	IUPILON ML-200		H5102	Clear \$
	IUPILON ML-300		R5RSE	Clear \$
	IUPILON ML-400		R5QTE	Clear \$
	IUPILON ML-500		R5RZE	Clear \$
	IUPILON ML-100R		R5GSF	Clear \$
	IUPILON ML-200R		R5KYH	Clear \$
www.m-ep.co.jp	IUPILON ML-300R		R329K	Clear \$
	IUPILON ML-400R		R166J	Clear \$
	IUPILON ML-500R		H2059	Clear \$
	(coated or uncoated)		A6067	Clear \$
			R525A	Clear \$
			R456J	Clear \$
			R526A	Clear \$
			T689R	Clear \$
			A6067	Clear \$
			105	Red \$
			302	Yellow \$
			501	Gray Smoke \$
			R5YNH	Gray Smoke \$

Coated Mitsubishi Gas Chemical Engineering Plastics (Shanghai) Co. Ltd. plastics may only be treated with the following coatings applied to the molded lens:

Coating in Alphabetical Order and Corresponding Manufacturer

Acryking F-328, Acryking K-101-S, Acryking PH-220, Acryking PH-328, Acryking PH-700, Acryking PH-710, Acryking PH-720, Acryking PH-750, Acryking PH-800, Acryking PH-800N5A and Acryking PH-930: See Mitsubishi Chemical Corporation

FUJIHARD HH2540U, HH2540U-1, HH2540U-2: See Fujikura Kasei.

FUJIHARD HH2551U, FUJIHARD HH2551U-1, FUJIHARD HH2551U-2, FUJIHARD HH2561U-3: See Fujikura Kasei

FUJIHARD HH2561U-6, FUJIHARD HH2561U-7, FUJIHARD HH2561U-8, FUJIHARD HH2561U-9: See Fujikura Kasei

FUJIHARD HH2570U, FUJIHARD HH2570U-1, FUJIHARD HH2570U-2: See Fujikura Kasei

FUJIHARD HH3372U: See Fujikura Kasei

FUJIHARD HH3401U: See Fujikura Kasei

IUPILON COAT UV: See Mitsubishi Engineering Plastics Corp.

MODIHARD 200S: See NOF Corporation.

PHOLUCID No.180C: See Chugoku Marine Paints Ltd..

(Coating information continued on the next page)

<u>MFR.</u>	<u>TRADE NAME AND FLOW FORMULATION</u>	<u>TYPE OF RESIN</u>	<u>NUMBER</u>	<u>COLOR</u>
-------------	--	----------------------	---------------	--------------

UVHC5000, UVHC5000K, and UVHC5000K1: See Momentive Performance Materials

UVHC8100: See Momentive Performance Materials

UVT200V1, UVT200V2, UVT200V3 and UVT200V5: See Red Spot.

UVT610V1, UVT610V2, UVT610V3, UVT610V4, UVT610V5, UVT610V6, UVT610V7, and UVT610V8: See Red Spot.

UVT820V1, UVT820V2, UVT820V3, UVT820V4, UVT820V5, UVT820V6, UVT820V7 and UVT820V8: See Red Spot

Coating Manufacturer in Alphabetical Order



Information on PHOLUCID No.180C coatings may be obtained by writing:

Chugoku Marine Paints, Ltd.
Tokyo Club Building,
2-6, Kasumigaseki 3-Chome
Chiyoda-Ku, Tokyo, 100-0013
Japan
Telephone: 81-3-3506-3971
Facsimile: +81-3-5511-8542
www.cmp.co.jp

Note: PHOLUCID No.180C was tested on lupilon ML-300 R591B clear only.



Information on: FUJIHARD HH2540U, FUJIHARD HH2540U-1, FUJIHARD HH2540U-2, FUJIHARD HH2551U, FUJIHARD HH2551U-1, FUJIHARD HH2551U-2, FUJIHARD HH2551U-3, FUJIHARD HH2561U-6, FUJIHARD HH2561U-7, FUJIHARD HH2561U-8, FUJIHARD HH2561U-9, FUJIHARD HH2570U, FUJIHARD HH2570U-1, FUJIHARD HH2570U-2, FUJIHARD HH3372U and FUJIHARD HH3401U coatings may be obtained by writing to the following address:

Fujikura Kasei Co., Ltd.
6-15 Shibakoen 2-Chome
Minato-Ku, Tokyo 105-0011
Japan
www.fkkasei.co.jp

Note: FUJIHARD HH2540U series, HH2551U series, HH2561U series and HH2570U series were tested on ML-300 clear only

Note: FUJIHARD HH3372U and FUJIHARD HH3401U were tested on ML-300 and ML-350 clear only.

(Coating information continued on the next page)

<u>MFR.</u>	<u>TRADE NAME AND FLOW FORMULATION</u>	<u>TYPE OF RESIN</u>	<u>NUMBER</u>	<u>COLOR</u>
--------------------	---	-----------------------------	----------------------	---------------------



Information on UVHC5000, UVHC5000K, and UVHC5000K1 hard coats may be obtained by writing to the following address:

Momentive Performance Materials GmbH Building V7 51368 Leverkusen Germany	Momentive Performance Materials Inc. 260 Hudson River Road Waterford, NY 12118 www.momentive.com
--	--

Note: UVHC5000 tested on ML-300 clear only
 Note: UVHC8100 was tested on clear Iupilon ML-300 and Iupilon ML-350

Information on IUPILOON COAT UV may be obtained by writing to the following address:

Mitsubishi Engineering Plastics Corp.
 Plastics Sales Department
 5-2, Marunouchi 2-Chome
 Chiyoda-Ku, Tokyo
 Japan
www.m-ep.co.jp



Information on Mitsubishi Chemical Corporation Acryking F-328, Acryking K-101-S, Acryking PH-220, Acryking PH-328, Acryking PH-700, Acryking PH-710 Acryking PH-720, Acryking PH-750, Acryking PH-800, Acryking PH-800N5A, and Acryking PH-930 may be obtained by writing to the following address:

Mitsubishi Chemical Corporation
 1-1 Marunouchi, 1-Chome
 Chiyoda-Ku, Tokyo 100-8251
 Japan
www.m-chemical.co.jp

Note: Acryking PH-700, PH-710, Acryking PH-720, PH-750 Acryking PH-800, Acryking PH-800N5A and Acryking PH-930 were tested on clear ML-300 only



Information on MODIHARD 200S coatings may be obtained by writing to the following address:

NOF Corporation
 Yebis Garden Place Tower 20-3, Ebisu 4-Chome
 Shibuya-Ku, Tokyo 150-6019
 Japan
www.nof.co.jp

Note: MODIHARD 200S is acceptable on ML-300 Clear in thicknesses 2.3-6.4 mm only

(Coating information continued on the next page)

MFR. **TRADE NAME AND**
FLOW FORMULATION **TYPE OF RESIN** **NUMBER** **COLOR**



Information on UVT200V1, UVT200V2, UVT200V3, UVT200V5, UVT610V1, UVT610V2, UVT610V3, UVT610V4, UVT610V5, UVT610V6, UVT610V7, UVT610V8 UVT820V1, UVT820V2, UVT820V3, UVT820V4, UVT820V5, UVT820V6, UVT820V7 and UVT820V8 coatings may be obtained by writing to the following address:

Red Spot Paint & Varnish Co., Inc.
P.O. Box 418
Evansville, IN 47703-0418
www.redspot.com

Note: Red Spot UVT200V1, UVT200V2, UVT200V3, UVT200V5, UVT610V1, UVT610V2, UVT610V3, UVT610V4, UVT610V5, UVT610V6, UVT610V7, UVT610V8 UVT820V1, UVT820V2, UVT820V3, UVT820V4, UVT820V5, UVT820V6, UVT820V7 and UVT820V8 is only acceptable on clear ML-300 and ML-350

<u>MFR.</u>	<u>TRADE NAME AND FLOW FORMULATION</u>	<u>TYPE OF RESIN</u>	<u>NUMBER</u>	<u>COLOR</u>
-------------	--	----------------------	---------------	--------------



ACRYVIEWA

Polymethyl
Methacrylate

RM-104-U1

Clear

Nippon Shokubai Co., Ltd.

www.shokubai.co.jp



Real Weathering Test Solutions

DEPLOYING PRECISION AND SPEED FOR REAL-WORLD RESULTS



AZTEST
arizona desert testing llc

SAE J 576 TESTING

AZTEST provides SAE J576 compliant testing services to meet automotive plastic lens material requirements as required by the Federal Motor Vehicle Safety Standard No. 571.108.

SAE J576 also allows accelerated testing in accordance with ASTM D 4364. This standard is based on ASTM Standard G 90, "Standard Practice for Performing Accelerated Outdoor Weathering of Nonmetallic Materials Using Concentrated Natural Sunlight."

Accelerated and Natural Arizona and Florida Weathering tests are available, including all the required instrumental measurement and visual evaluations.

Federal Motor Vehicle Safety Standard No. 571.108, Lamps, Reflective Devices, and Associated Equipment requires the following tests:

TEST	REQUIREMENT
Material Thickness	Required thickness 1.6 mm, 2.3 mm, 3.2 mm, 6.4 mm
Heat Test	2 hours in circulating oven at $79 \pm 3^\circ \text{C}$
Outdoor Weathering	3 years Arizona and Florida — SAE J576
Haze	After weathering, haze cannot exceed 30% as measured by ASTM D1003 for plastic materials used for outer lenses; 7% for plastic materials used as reflex reflectors or for lenses used in front of reflex reflectors.
Luminous Transmittance	After weathering, the luminous transmittance measured in accordance with ASTM E308 shall not have changed more than 25% compared to unexposed measurements.
Color	Must meet SAE J578 color specification before and after weathering
Visual Evaluations	After weathering, must not have color bleeding, delamination, crazing, or cracking. Materials used for reflex reflectors and for materials used in front of reflex materials must not have surface deterioration or dimensional changes.
Minimum number of specimens per material, coating and color type	20 specimens (Five of each thickness).



As an A2LA and AMECA accredited lab, AZTEST can perform all weathering tests required by AMECA and SAE specifications related to automotive lighting lens materials.

convenient : quick : secure

ORDER

How To Order

Contact AZTEST Customer Service at wsales@aztest.com for more information on how AZTEST can meet your specific test requirements. The sales team will provide guidance on how to create a test, ship your samples and set parameters to evaluate products.

TO CREATE AN ORDER:

- Go to www.aztest.com
- Click on "Download" at the top of the home page
- Select "Order Forms" from the drop down menu
- Select order form format
- Complete and submit to wsales@aztest.com

GUIDELINES FOR ORDERING, PACKING AND SHIPPING*:

From US locations—

- Carefully package test samples for shipment
- Non-fabric specimens should be wrapped in a soft paper product (we recommend Kimtech Kimwipes Delicate Task Wipers)
- Do not use newspaper
- Wrap entire package in bubble wrap and secure with tape
- Place package in sturdy box or container and fill gaps with packing material

From international locations—

- Follow US location packaging instructions above
- Complete a Commercial Invoice to accompany samples
- Assign a \$1.00 value on shipping documents (we recommend sample description as follows: "Test Samples. No Commercial Value")

*INSTRUCTIONS ALSO AVAILABLE AT www.AZTEST.COM

SEND PACKAGED SPECIMENS, ORDER FORM (OPTIONAL) AND PURCHASE ORDER TO:

Arizona Desert Testing LLC
21212 West Patton Road
Wittmann, Arizona 85361
USA


To contact AZTEST:

call: +1-623-388-9500
fax: +1-623-388-9007
e-mail: wsales@aztest.com
visit: www.aztest.com

write: 21212 West Patton Road
Wittmann, Arizona 85361
USA

<u>MFR.</u>	<u>TRADE NAME AND FLOW FORMULATION</u>	<u>TYPE OF RESIN</u>	<u>NUMBER</u>	<u>COLOR</u>
Plaskolite, Inc. www.plaskolite.com	CA-61	Polymethyl Methacrylate		Clear
	CA-71		RD 01	Red
	CA-75		RD 03	Red
	CA-82		RD 05	Red
	CA-924		RD 10	Red
	CA-927		RD 80	Red
	CA-1000E		RD 110	Red
	CA-1000I		RD 114	Red
	CP-61		RD 117	Red
	CP-71		RD 125	Red
	CP-75		RD 126	Red
	CP-82		RD 128	Red
	CP-86		RD 145	Red
	CP-86 UVA		RD 169	Red
	CP-924		RD 171	Red
	CP-927		RD 176	Red
	CP-1000E		RD 180	Red
	CP-1000I		RD 181	Red
			RD 187	Red
			RD 188	Red
			RD 189	Red
			RD 190	Red
			RD 191	Red
			RD 192	Red
			RD 195	Red
			YL 07	Yellow
			YL 12	Yellow
			YL 48	Yellow
			YL 64	Yellow
			YL 87	Yellow
			YL 90	Yellow
			YL 91	Yellow
			YL 99	Yellow
			YL 102	Yellow
			YL 130	Yellow
			YL 131	Yellow
			YL 133	Yellow
			YL 198	Yellow
	BL 35	Blue		
	BL 92	Blue		
	BL 142	Blue		
	GY 58102	Gray		
	GY 58200	Gray		
	GY 58240	Gray		

<u>MFR.</u>	<u>TRADE NAME AND FLOW FORMULATION</u>	<u>TYPE OF RESIN</u>	<u>NUMBER</u>	<u>COLOR</u>
Plaskolite, Inc. www.plaskolite.com	PL-30 MS983	Polymethyl Methacrylate	NC 10	Clear
			RD 01	Red
			RD 03	Red
			RD 05	Red
			RD 10	Red
			RD 80	Red
			RD 110	Red
			RD 114	Red
			RD 117	Red
			RD 125	Red
			RD 126	Red
			RD 128	Red
			RD 145	Red
			RD 169	Red
			RD 171	Red
			RD 176	Red
			RD 180	Red
			RD 181	Red
			RD 187	Red
			RD 188	Red
			RD 189	Red
			RD 190	Red
			RD 191	Red
			RD 192	Red
			RD 195	Red
			YL 07	Yellow
			YL 12	Yellow
			YL 48	Yellow
			YL 64	Yellow
			YL 87	Yellow
			YL 90	Yellow
			YL 91	Yellow
			YL 99	Yellow
YL 102	Yellow			
YL 130	Yellow			
YL 131	Yellow			
YL 133	Yellow			
YL 198	Yellow			
BL 35	Blue			
BL 95	Blue			
BL 142	Blue			
GY 58102	Gray			
GY 58200	Gray			
GY 58240	Gray			

<u>MFR.</u>	<u>TRADE NAME AND FLOW FORMULATION</u>	<u>TYPE OF RESIN</u>	<u>NUMBER</u>	<u>COLOR</u>
 COMPOSITES Polycasa GmbH www.polycasa.com (Formerly Quinn Plastics GmbH)	POLYCASA ACRYL G 77	Polymethyl Methacrylate	KK 000	Clear
	POLYCASA ACRYL G 77E		RT 011	Red
	POLYCASA ACRYL G 87E	RT 014	Red	
	POLYCASA ACRYL G 88	RT 018	Red	
	POLYCASA ACRYL G 88E	RT 045	Red	
	POLYCASA ACRYL G 88 Q11	RT 049	Red	
	POLYCASA ACRYL G 88 Q18	RT 050	Red	
	POLYCASA ACRYL KR 2006/1	RT 051	Red	
	POLYCASA ACRYL KR 2007/1	RT 053	Red	
	POLYCASA ACRYL KR 2008/1	RT 055	Red	
	(Formerly Quinn, Formerly LUCRYL)	RT 057	Red	
		RT 058	Red	
		RT 059	Red	
		RT 060	Red	
		RT 063	Red	
		RT 064	Red	
		RT 066	Red	
		RT 067	Red	
		RT 068	Red	
		RT 070	Red	
		RT 071	Red	
		RT 072	Red	
		RT 074	Red	
		RT 075	Red	
		RT 076	Red	
		RT 079	Red	
		RT 080	Red	
	OR 002	Yellow		
	OR 005	Yellow		
	OR 007	Yellow		
	OR 008	Yellow		
	OR 013	Yellow		
	OR 028	Yellow		
	OR 037	Yellow		
	OR 050	Yellow		
	OR 072	Yellow		
	OR 078	Yellow		

MFR.**POLYMER BASE****PRODUCT NAME****COLOUR-CODE****RÖHM**TRADITIONALLY
INNOVATIVERoehm America LLC
Röhm GmbH
Roehm Chemical
(Shanghai) Co., Ltdwww.roehm.com
<http://www.acrylite-polymers.com/>
www.Plexiglas.de

(Was Evonik)

PMMA ACRYLITE®/ PLEXIGLAS® unmodified base resins	7N	Clear -- 000 001 9V913
	7M	
	7H	
	H15	
	8N	
PMMA ACRYLITE®/ PLEXIGLAS® Optical	8H	Neutral 543A
	HT	Yellow 13025 23085 1V400 2V404
PMMA ACRYLITE®/ PLEXIGLAS® proTerra	AG100	Amber 23340 23095 23335 13115 23105 2V401 115 Red 3V137 3V136 3V126 3V125 33661 33681 33780(901) 33721 33711 33701 33691 3V401 3V402 3V403 3V408
	AG100 L02	
	8N plus	
	zk4BR	
	zk5BR	
	zk6BR	
	zk6	
	zk20	
	Resist	
	zk30	
	(impact modified) grades	
	zk40	
	zkM	
	zk3BR	
	zk4HC	
zk5HT		
zk6HT		
PMMA ACRYLITE®/ PLEXIGLAS® Heatresist	hw55	
	FT15	
PMMI ACRYMID® PLEXIMID®	TT50	
	8N LD12	
	8N LD24	
PMMA for edge lighting ACRYLITE®/ PLEXIGLAS® Edgelight	8N LD48	
	8N LD96	
	Note: 8N LD12 cannot be used on or in front of a reflex reflector	

Green
65122
65542Gray
7V274
7V275
7V273
7V271
7V272
7V270
7V269
7V268
7V265
7V205
7V336
7V337
7V338
7V244
75451
77670
7V244

MFR.

POLYMER BASE

PRODUCT NAME

COLOUR-CODE

Coated Roehm plastics may only be treated with the following coatings applied to the molded lens:

Coating in Alphabetical Order and Corresponding Manufacturer

PHC XH100P: See Momentive Materials

Coating Manufacturer in Alphabetical Order




Information on PHC XH100P hard coats may be obtained by writing to the following address:

Momentive Performance Materials GmbH
Building V7
51368 Leverkusen
Germany

Momentive Performance Materials Inc.
260 Hudson River Road
Waterford, NY 12118
www.momentive.com

Note: PHC XH100P tested on Acrylite Resist AG100 clear only

<u>MFR.</u>	<u>TRADE NAME AND FLOW FORMULATION</u>	<u>TYPE OF RESIN</u>	<u>NUMBER</u>	<u>COLOR</u>
 Sabic USA www.sabic.com	LEXAN® LS-1	Polycarbonate	111	White #!
	LEXAN® LS-1A		111C	White #!
	LEXAN® LS-2		111H	White #!
	LEXAN® LS-2A		111J	White #!
	LEXAN® LS-3		111M	White #!
	LEXAN® LSHF (HIGH FLOW)		111S	White #!
	(coated or uncoated)		112	White #!
			51073	Smoke Grey #!
			71127	Smoke Grey #!
			71194	Smoke Grey #!
	71274	Smoke Grey #!		
	GY3A578T	Smoke Grey #!		
	6111	Red #!		
	6162	Red #!		
	6164	Red #!		
	61014	Red #!		
	61079	Red #!		
	61228	Red #!		
	414	Yellow #!		
	4135	Yellow #!		
	4158	Yellow #!		
	4168	Yellow #!		
	4169	Yellow #!		
	4173	Yellow #!		
	4194	Yellow #!		
	41105	Yellow #!		
	41152	Yellow #!		
	YW 5005T	Yellow #!		
	21242	Clear Blue #!		
	2148	Clear Blue #!		

Note: LEXAN® Protected Applications were tested behind Coated LS-2-111 Clear

Coated Sabic USA plastics may only be treated with the following coatings applied to the molded lens:

Coating in Alphabetical Order and Corresponding Manufacturer

Acryking F-328, Acryking K-101, Acryking PH-328, Acryking PH-350, Acryking PH-503, Acryking PH-511 or Acryking PH-700, Acryking PH-710, Acryking PH-720, Acryking PH-800, Acryking PH-800N5A and Acryking PH-930 coatings: See Mitsubishi Chemical Corporation

FUJIHARD 2500: See Fujikura Kasei Co., Ltd.

FUJIHARD HH2540U, FUJIHARD HH2540U-1, FUJIHARD HH2540U-2: See Fujikura Kasei Co., Ltd.

FUJIHARD HH2551U, FUJIHARD HH2551U-1, FUJIHARD HH2551U-2, FUJIHARD HH2551U-3: See Fujikura Kasei Co., Ltd.

(Coating information continued on the next page)

<u>MFR.</u>	<u>TRADE NAME AND FLOW FORMULATION</u>	<u>TYPE OF RESIN</u>	<u>NUMBER</u>	<u>COLOR</u>
	FUJIHARD HH2561U-6, FUJIHARD HH2561U-7, FUJIHARD HH2561U-8, FUJIHARD HH2561U-9: See Fujikura Kasei Co., Ltd.			
	FUJIHARD HH2566U, FUJIHARD HH2566U-1, FUJIHARD HH2566U-2, FUJIHARD HH2566U-3: See Fujikura Kasei Co., Ltd.			
	FUJIHARD HH2567U, FUJIHARD HH2567U-1, FUJIHARD HH2567U-2, FUJIHARD HH2567U-3: See Fujikura Kasei Co., Ltd.			
	FUJIHARD HH2570U, FUJIHARD HH2570U-1, FUJIHARD HH2570U-2: See Fujikura Kasei Co., Ltd.			
	FUJIHARD HH3372U: See Fujikura Kasei Co., Ltd.			
	FUJIHARD HH3401U: See Fujikura Kasei Co., Ltd.			
	FUJIHARD HH9986U-N3, FUJIHARD HH9986U-N5, FUJIHARD HH9986U-N7: See Fujikura Kasei Co., Ltd.			
	FUJISOFT 2600, FUJISOFT 2601, FUJISOFT 2602, FUJISOFT 2603, FUJISOFT 2604 coatings: See Fujikura Kasei Co., Ltd.			
	KUV-1000, KUV-2000, KUV-3000, KUV-4000, KUV-5000, KUV-6000, KUV-9100: See KCC Corporation			
	LHP100/LHC100, LHP100/AS4000: See Momentive Performance Materials Inc.			
	MODIHARD 200S: See NOF Corporation			
	PHOLUCID No. 130C and PHOLUCID No.180C: See Chugoku Marine Paints, Ltd.			
	PHC200, PHC587, PHC587B, PHC587C, PHC587C2: See Momentive Performance Materials Inc.			
	RayGloss 402: See BASF Coatings GmbH			
	SH-2, SH-41, SH-50 and SH-51: See Stanley Electric Co., Ltd.			
	SHP300/SHC3000, SHP300/AS4000, SHP401/AS4000, SHP401/SHC4002, SHP470 with AS4700 topcoat, SHC6000: See Momentive Performance Materials Inc.			
	UVHC3000, UVHC3000CC, UVHC3000LS, UVHC3000K, UVHC3000K1, UVHC3000K-Z, UVHC3000K1-40, UVHC3000K1-50, UVHC3000KZ60, UVHC5000, UVHC5000K, and UVHC5000K1: See Momentive Performance Materials Inc.			
	UVT200V1, UVT200V2, UVT200V3 and UVT200V5: See Red Spot.			
	UVT610V1, UVT610V2, UVT610V3, UVT610V4, UVT610V5, UVT610V6, UVT610V7, and UVT610V8: See Red Spot.			
	UVT820V1, UVT820V2, UVT820V3, UVT820V4, UVT820V5, UVT820V6, UVT820V7 and UVT820V8: See Red Spot			
	X-48-5500-A18: See Shin-Etsu Chemical Co., Ltd.			

(Coating information continued on the next page)

<u>MFR.</u>	<u>TRADE NAME AND FLOW FORMULATION</u>	<u>TYPE OF RESIN</u>	<u>NUMBER</u>	<u>COLOR</u>
-------------	--	----------------------	---------------	--------------

Coating Manufacturer in Alphabetical Order

Information on RayGloss 402 coatings may be obtained by writing:



BASF Coatings GmbH
 ECO/DT - C422
 D-48165 Muenster
 Germany
www.basf-coatings.com



Information on PHOLUCID No. 130C and PHOLUCID No.180C coatings may be obtained by writing:

Chugoku Marine Paints, Ltd.
 Tokyo Club Building,
 2-6, Kasumigaseki 3-Chome
 Chiyoda-Ku, Tokyo, 100-0013
 Japan
 Telephone: 81-3-3506-3971
 Facsimile: +81-3-5511-8542
www.cmp.co.jp

Note: PHOLUCID No. 130C and PHOLUCID No.180C were tested on Sabic LS-1 111 clear only.



Information on FUJIHARD 2500, FUJIHARD HH2540U, FUJIHARD HH2540U-1, FUJIHARD HH2540U-2, FUJIHARD HH2551U, FUJIHARD HH2551U-1, FUJIHARD HH2551U-2, FUJIHARD HH2551U-3, FUJIHARD HH2561U-6, FUJIHARD HH2561U-7, FUJIHARD HH2561U-8, FUJIHARD HH2561U-9, FUJIHARD HH2566U, FUJIHARD HH2566U-1, FUJIHARD HH2566U-2, FUJIHARD HH2566U-3, FUJIHARD HH2567U, FUJIHARD HH2567U-1, FUJIHARD HH2567U-2, FUJIHARD HH2567U-3, FUJIHARD HH2570U, FUJIHARD HH2570U-1, FUJIHARD HH2570U-2, FUJIHARD HH3372U, FUJIHARD HH3401U, FUJIHARD HH9986U-N3, FUJIHARD HH9986U-N5, FUJIHARD HH9986U-N7 and FUJISOFT 2600, FUJISOFT 2601, FUJISOFT 2602, FUJISOFT 2603, and FUJISOFT 2604 coatings may be obtained by writing to the following address:

Fujikura Kasei Co., Ltd.
 6-15 Shibakoen 2-Chome
 Minato-Ku, Tokyo 105-0011
 Japan
www.fkkasei.co.jp

Note: FUJISOFT 2601 may NOT be used on lenses incorporating a reflex reflector or in front of a reflex reflector.
 Note: FUJIHARD HH2566U-series and HH2567U-series were tested on clear lenses only.
 Note: FUJIHARD HH2540U-series, HH2570U-series, HH2561U-series and HH9986U-series were tested on clear LS-2 plastics only
 Note: FUJIHARD HH3372U and FUJIHARD HH3401U were tested on LS-1 111 and LS-2 111 only.

(Coating information continued on the next page)

<u>MFR.</u>	<u>TRADE NAME AND FLOW FORMULATION</u>	<u>TYPE OF RESIN</u>	<u>NUMBER</u>	<u>COLOR</u>
--------------------	---	-----------------------------	----------------------	---------------------



Information on KUV-1000, KUV-2000, KUV-3000, KUV-4000, KUV-5000, KUV-6000 and KUV-9100 coatings may be obtained by writing:

KCC Corporation
83 Mabook-Dong, Giheung-Gu,
Yongin-Si, Gyunggi-Do
South Korea
www.kccworld.co.kr

Note: KUV-3000, KUV-4000, KUV-5000, KUV-6000, and KUV-9100 were tested on Sabic LS1-111 and LS2-111 clear only.

Note: KUV-1000, and KUV-2000 is suitable for over 6.4 mm LS2-111 clear lenses only.



MITSUBISHI CHEMICAL GROUP Acryking F-328, Acryking K-101, Acryking PH-328, Acryking PH-350, Acryking PH-503, Acryking PH-511 or Acryking PH-700, Acryking PH-710, Acryking PH-720, Acryking PH-800, Acryking PH-800N5A and Acryking PH-930 coatings may be obtained by writing to the following address:

Mitsubishi Chemical Corporation
1-1 Marunouchi, 1-Chome
Chiyoda-Ku, Tokyo 100-8251
Japan
www.m-chemical.co.jp

Note: Acryking PH-350 was tested on LS-2 with clear lenses only

Note: Acryking PH-710 and Acryking PH-720 were tested on LS-1 and LS-2 with clear lenses only

Note: Acryking PH-511, Acryking PH-700, Acryking PH-800 and Acryking PH-800N5A were tested on LS-1-111 and LS-2-111

Note: LS-1-111J was tested with Acryking PH-710, Acryking PH-720, and Acryking PH-800 only.

Note: Acryking PH-930 was tested on Clear LS-1 111 and LS-2 111 only



Information on LHP100/LHC100, LHP100/AS4000, SHP300/SHC3000, SHP300/AS4000, SHP401/AS4000, SHP401/SHC4002, SHP470 with AS4700 topcoat, SHC6000, PHC 200, PHC587, PHC587B, PHC587C, PHC587C2, UVHC3000, UVHC3000CC, UVHC3000LS, UVHC3000K, UVHC3000K1, UVHC3000K-Z, UVHC3000K1-40, UVHC3000K1-50,

UVHC3000KZ60, UVHC5000, UVHC5000K, and UVHC5000K1 hard coats may be obtained by writing to the following address:

Momentive Performance Materials GmbH
Building V7
51368 Leverkusen
Germany

Momentive Performance Materials Inc.
260 Hudson River Road
Waterford, NY 12118
www.momentive.com

Note: UVHC5000 tested on LS1 and LS2 clear only

(Coating information continued on the next page)

<u>MFR.</u>	<u>TRADE NAME AND FLOW FORMULATION</u>	<u>TYPE OF RESIN</u>	<u>NUMBER</u>	<u>COLOR</u>
-------------	--	----------------------	---------------	--------------



NOF

Information on MODIHARD 200S coatings may be obtained by writing to the following address:

NOF Corporation
Yebis Garden Place Tower 20-3, Ebisu 4-Chome
Shibuya-Ku, Tokyo 150-6019
Japan
www.nof.co.jp

Note: MODIHARD 200S is acceptable on SABIC LS-1 111 Clear in thicknesses 1.6 and 6.4 mm only



Information on UVT200V1, UVT200V2, UVT200V3, UVT200V5, UVT610V1, UVT610V2, UVT610V3, UVT610V4, UVT610V5, UVT610V6, UVT610V7, UVT610V8, UVT820V1, UVT820V2, UVT820V3, UVT820V4, UVT820V5, UVT820V6, UVT820V7 and UVT820V8 coating may be obtained by writing to the following address:

Red Spot Paint & Varnish Co., Inc.
P.O. Box 418
Evansville, IN 47703-0418
www.redspot.com

Note: Red Spot UVT610V1, UVT610V2, UVT610V3, UVT610V4, UVT610V5, UVT610V6, UVT610V7, UVT610V8, UVT820V1, UVT820V2, UVT820V3, UVT820V4, UVT820V5, UVT820V6, UVT820V7 and UVT820V8 were tested on clear LS-1, and LS-2



Information of X-48-5500-A18 hard coat may be obtained by writing to the following address:


Shin-Etsu Chemical Co., Ltd.
4-1, Marunouchi 1-Chome
Chiyoda-ku, Tokyo 100-0005,
Japan
www.shinetsu.co.jp

Note: X-48-5500-A18 was tested on SABIC LS1 clear only.

Information on SH-2, SH-41, SH-50 and SH-51 hard coats may be obtained by writing to the following address:

Stanley Electric Co., Ltd.
2-9-13, Nakameguro,
Meguro-Ku, Tokyo 153,
Japan
www.stanley.co.jp

Note: Stanley SH-51 tested on Sabcic LS-2 clear only.

<u>MFR.</u>	<u>TRADE NAME AND FLOW FORMULATION</u>	<u>TYPE OF RESIN</u>	<u>NUMBER</u>	<u>COLOR</u>
 Sabic Brazil www.sabic.com	LEXAN® LS-1	Polycarbonate	111	White #!
	LEXAN® LS-1A		111C	White #!
	LEXAN® LS-2		111H	White #!
	LEXAN® LS-2A		111J	White #!
	LEXAN® LS-3		111M	White #!
	LEXAN® LSHF (HIGH FLOW) (coated or uncoated)		111S	White #!
			112	White #!
			51073	Smoke Grey #!
			71127	Smoke Grey #!
			71194	Smoke Grey #!
			71274	Smoke Grey #!
			GY3A578T	Smoke Grey #!
			6111	Red #!
			6162	Red #!
			6164	Red #!
			61014	Red #!
			61079	Red #!
	61228	Red #!		
	414	Yellow #!		
	4135	Yellow #!		
	4158	Yellow #!		
	4168	Yellow #!		
	4169	Yellow #!		
	4173	Yellow #!		
	4194	Yellow #!		
	41105	Yellow #!		
	41152	Yellow #!		
	YW 5005T	Yellow #!		
	21242	Clear Blue #!		

Coated Sabic Brazil plastics may only be treated with the following coatings applied to the molded lens:

Coating in Alphabetical Order and Corresponding Manufacturer

Acryking F-328, Acryking K-101, Acryking PH-328, Acryking PH-350, Acryking PH-503, Acryking PH-511 or Acryking PH-700, Acryking PH-710, Acryking PH-720, Acryking PH-800, Acryking PH-800N5A and Acryking PH-930 coatings: See Mitsubishi Chemical Corporation

FUJIHARD 2500: See Fujikura Kasei Co., Ltd.

FUJIHARD HH2540U, FUJIHARD HH2540U-1, FUJIHARD HH2540U-2: See Fujikura Kasei Co., Ltd.

FUJIHARD HH2551U, FUJIHARD HH2551U-1, FUJIHARD HH2551U-2, FUJIHARD HH2551U-3: See Fujikura Kasei Co., Ltd.

FUJIHARD HH2561U-6, FUJIHARD HH2561U-7, FUJIHARD HH2561U-8, FUJIHARD HH2561U-9: See Fujikura Kasei Co., Ltd.

FUJIHARD HH2566U, FUJIHARD HH2566U-1, FUJIHARD HH2566U-2, FUJIHARD HH2566U-3: See Fujikura Kasei Co., Ltd.

(Coating information continued on the next page)

<u>MFR.</u>	<u>TRADE NAME AND FLOW FORMULATION</u>	<u>TYPE OF RESIN</u>	<u>NUMBER</u>	<u>COLOR</u>
	FUJIHARD HH2567U, FUJIHARD HH2567U-1, FUJIHARD HH2567U-2, FUJIHARD HH2567U-3: See Fujikura Kasei Co., Ltd.			
	FUJIHARD HH2570U, FUJIHARD HH2570U-1, FUJIHARD HH2570U-2: See Fujikura Kasei Co., Ltd.			
	FUJIHARD HH3372U: See Fujikura Kasei Co., Ltd.			
	FUJIHARD HH3401U: See Fujikura Kasei Co., Ltd.			
	FUJIHARD HH9986U-N3, FUJIHARD HH9986U-N5, FUJIHARD HH9986U-N7: See Fujikura Kasei Co., Ltd.			
	FUJISOFT 2600, FUJISOFT 2601, FUJISOFT 2602, FUJISOFT 2603, FUJISOFT 2604 coatings: See Fujikura Kasei Co., Ltd.			
	KUV-1000, KUV-2000, KUV-3000, KUV-4000, KUV-5000, KUV-6000, KUV-9100: See KCC Corporation			
	LHP100/LHC100, LHP100/AS4000: See Momentive Performance Materials Inc.			
	PHOLUCID No. 130C and PHOLUCID No.180C: See Chugoku Marine Paints, Ltd.			
	PHC200, PHC587, PHC587B, PHC587C, PHC587C2: See Momentive Performance Materials Inc.			
	RayGloss 402: See BASF Coatings GmbH			
	SH-2, SH-41, SH-50 and SH-51: See Stanley Electric Co., Ltd.			
	SHP300/SHC3000, SHP300/AS4000, SHP401/AS4000, SHP401/SHC4002, SHP470 with AS4700 topcoat, SHC6000: See Momentive Performance Materials Inc.			
	UVHC3000, UVHC3000CC, UVHC3000LS, UVHC3000K, UVHC3000K1, UVHC3000K-Z, UVHC3000K1-40, UVHC3000K1-50, UVHC3000KZ60, UVHC5000, UVHC5000K, and UVHC5000K1: See Momentive Performance Materials Inc.			
	UVT200V1, UVT200V2, UVT200V3 and UVT200V5: See Red Spot.			
	UVT610V1, UVT610V2, UVT610V3, UVT610V4, UVT610V5, UVT610V6, UVT610V7, and UVT610V8: See Red Spot.			
	UVT820V1, UVT820V2, UVT820V3, UVT820V4, UVT820V5, UVT820V6, UVT820V7 and UVT820V8: See Red Spot			
	X-48-5500-A18: See Shin-Etsu Chemical Co., Ltd.			

(Coating information continued on the next page)

<u>MFR.</u>	<u>TRADE NAME AND FLOW FORMULATION</u>	<u>TYPE OF RESIN</u>	<u>NUMBER</u>	<u>COLOR</u>
-------------	--	----------------------	---------------	--------------

Coating Manufacturer in Alphabetical Order

Information on RayGloss 402 coatings may be obtained by writing:



BASF Coatings GmbH
 ECO/DT - C422
 D-48165 Muenster
 Germany
www.basf-coatings.com

Note: BASF RayGloss 402 was tested on LEXAN® LS-1 and LEXAN® LS-2 clear only.



Information on PHOLUCID No. 130C and PHOLUCID No.180C coatings may be obtained by writing:

Chugoku Marine Paints, Ltd.
 Tokyo Club Building,
 2-6, Kasumigaseki 3-Chome
 Chiyoda-Ku, Tokyo, 100-0013
 Japan
 Telephone: 81-3-3506-3971
 Facsimile: 81-3-5511-8542
www.cmp.co.jp

Note: PHOLUCID No. 130C and PHOLUCID No.180C were tested on Sabic LS-1 111 clear only.



FUJIKURA KASEI

Information on FUJIHARD 2500, FUJIHARD HH2540U, FUJIHARD HH2540U-1, FUJIHARD HH2540U-2, FUJIHARD HH2551U, FUJIHARD HH2551U-1, FUJIHARD HH2551U-2, FUJIHARD HH2551U-3, FUJIHARD HH2561U-6, FUJIHARD HH2561U-7, FUJIHARD HH2561U-8, FUJIHARD HH2561U-9, FUJIHARD HH2566U, FUJIHARD HH2566U-1, FUJIHARD HH2566U-2, FUJIHARD HH2566U-3, FUJIHARD HH2567U, FUJIHARD HH2567U-1, FUJIHARD HH2567U-2, FUJIHARD HH2567U-3, FUJIHARD HH2570U,

FUJIHARD HH2570U-1, FUJIHARD HH2570U-2, FUJIHARD HH3372U, FUJIHARD HH3401U, FUJIHARD HH9986U-N3, FUJIHARD HH9986U-N5, FUJIHARD HH9986U-N7 and FUJISOFT 2600, FUJISOFT 2601, FUJISOFT 2602, FUJISOFT 2603, and FUJISOFT 2604 coatings may be obtained by writing to the following address:

Fujikura Kasei Co., Ltd.
 6-15 Shibakoen 2-Chome
 Minato-Ku, Tokyo 105-0011
 Japan
www.fkkasei.co.jp

Note: FUJISOFT 2601 may NOT be used on lenses incorporating a reflex reflector or in front of a reflex reflector.

Note: FUJIHARD HH2566U-series and HH2567U-series for use on clear lenses only

Note: FUJIHARD HH2540U-series, HH2570U-series, HH2561U-series and HH9986U-series is for use on clear LS-2 plastics only.

Note: FUJIHARD HH3372U and FUJIHARD HH3401U were tested on LS-1 111 and LS-2 111 only.

(Coating information continued on the next page)

MFR.	TRADE NAME AND FLOW FORMULATION	TYPE OF RESIN	NUMBER	COLOR
-------------	--	----------------------	---------------	--------------



Information on KUV-1000, KUV-2000, KUV-3000, KUV-4000, KUV-5000, KUV-6000 and KUV-9100 coatings may be obtained by writing:

KCC Corporation
 83 Mabook-Dong, Giheung-Gu,
 Yongin-Si, Gyunggi-Do
 South Korea
www.kccworld.co.kr

Note: KUV-3000, KUV-4000, KUV-5000, KUV-6000, and KUV-9100 were tested on Sabic LS1-111 and LS2-111 clear only.

Note: KUV-1000, and KUV-2000 is suitable for over 6.4 mm LS2-111 clear lenses only.



**MITSUBISHI
 CHEMICAL
 GROUP**

Acryking F-328, Acryking K-101, Acryking PH-328, Acryking PH-350, Acryking PH-503, Acryking PH-511 or Acryking PH-700, Acryking PH-710, Acryking PH-720, Acryking PH-800, Acryking PH-800N5A and Acryking PH-930 coatings may be obtained by writing to the following address:

Mitsubishi Chemical Corporation
 1-2 Marunouchi, 1-Chome
 Chiyoda-Ku, Tokyo 100-8251
 Japan
www.m-chemical.co.jp

Note: Acryking PH-350 was tested on LS-2 with clear lenses only

Note: Acryking PH-710 and Acryking PH-720 was tested on LS-1 and LS-2 with clear lenses only

Note: Acryking PH-511, Acryking PH-700, Acryking PH-800 and Acryking PH-800N5A was tested on LS-1-111 and LS-2-111

Note: LS-11-111J was tested with Acryking PH-710, Acryking PH-720, and Acryking PH-800 only.

Note: Acryking PH-930 was tested on Clear LS-1 111 and LS-2 111 only



Information on LHP100/LHC100, LHP100/AS4000, SHP300/SHC3000, SHP300/AS4000, SHP401/AS4000, SHP401/SHC4002, SHP470 with AS4700 topcoat, SHC6000, PHC 200, PHC587, PHC587B, PHC587C, PHC587C2, UVHC3000, UVHC3000CC, UVHC3000LS, UVHC3000K, UVHC3000K1, UVHC3000K-Z, UVHC3000K1-40, UVHC3000K1-50,

UVHC3000KZ60 UVHC5000, UVHC5000K, and UVHC5000K1 hard coats may be obtained by writing to the following address:

Momentive Performance Materials GmbH
 Building V7
 51368 Leverkusen
 Germany

Momentive Performance Materials Inc.
 260 Hudson River Road
 Waterford, NY 12118
www.momentive.com

Note: UVHC5000 tested on LS1 and LS2 clear only

(Coating information continued on the next page)

<u>MFR.</u>	<u>TRADE NAME AND FLOW FORMULATION</u>	<u>TYPE OF RESIN</u>	<u>NUMBER</u>	<u>COLOR</u>
-------------	--	----------------------	---------------	--------------



NOF

Information on MODIHARD 200S coatings may be obtained by writing to the following address:

NOF Corporation
Yebis Garden Place Tower
20-3, Ebisu 4-Chome
Shibuya-Ku, Tokyo 150-6019
Japan
www.nof.co.jp

Note: MODIHARD 200S is acceptable on SABIC LS-1 111 Clear in thicknesses 1.6 and 6.4 mm only



Information on UVT200V1, UVT200V2, UVT200V3, UVT200V5, UVT610V1, UVT610V2, UVT610V3, UVT610V4, UVT610V5, UVT610V6, UVT610V7, UVT610V8, UVT820V1, UVT820V2, UVT820V3, UVT820V4, UVT820V5, UVT820V6, UVT820V7 and UVT820V8 coating may be obtained by writing to the following address:

Red Spot Paint & Varnish Co., Inc.
P.O. Box 418
Evansville, IN 47703-0418
www.redspot.com

Note: Red Spot UVT610V1, UVT610V2, UVT610V3, UVT610V4, UVT610V5, UVT610V6, UVT610V7, UVT610V8, UVT820V1, UVT820V2, UVT820V3, UVT820V4, UVT820V5, UVT820V6, UVT820V7 and UVT820V8 were tested on clear LS-1, and LS-2



Information of X-48-5500-A18 hard coat may be obtained by writing to the following address:


Shin-Etsu Chemical Co., Ltd.
4-1, Marunouchi 1-Chome
Chiyoda-ku, Tokyo 100-0005,
Japan
www.shinetsu.co.jp

Note: X-48-5500-A18 was tested on SABIC LS1 clear only.

Information on SH-2, SH-41, SH-50 and SH-51 hard coats may be obtained by writing to the following address:

Stanley Electric Co., Ltd.
2-9-13, Nakameguro,
Meguro-Ku, Tokyo 153
Japan
www.stanley.co.jp

Note: Stanley SH-51 tested on Sabic LS-2 clear only.

<u>MFR.</u>	<u>TRADE NAME AND FLOW FORMULATION</u>	<u>TYPE OF RESIN</u>	<u>NUMBER</u>	<u>COLOR</u>
 Sabic Plastics, Nansha China www.sabic.com	LEXAN® LS-1	Polycarbonate	111	White #!
	LEXAN® LS-1A		111C	White #!
	LEXAN® LS-2		111H	White #!
	LEXAN® LS-2A		111HX	White Q
	LEXAN® LS-3		111M	White #!
	LEXAN® LSHF (HIGH FLOW) (coated or uncoated)		111S	White #!
			112	White #!
			51073	Smoke Grey
			71127	Smoke Grey #!
			71194	Smoke Grey #!
			71274	Smoke Grey #!
			GY3A578T	Smoke Grey #!
			6111	Red #!
			6162	Red #!
			6164	Red #!
			61014	Red #!
			61079	Red #!
			61228	Red #!
			RD4B057T	Red #!
			414	Yellow #!
			4135	Yellow #!
			4158	Yellow #!
			4168	Yellow #!
			4169	Yellow #!
			4173	Yellow #!
			4194	Yellow #!
			41105	Yellow #!
	41152	Yellow #!		
	YW 5005T	Yellow #!		
	21242	Clear Blue #!		
	2148	Clear Blue #!		
	LEXAN® XLS 1110 Protected Application Only	11204	Natural "!"	
	LEXAN® XLS 1210 Protected Application Only	NA9G165T	Clear blue "!"	
		NA9H009T	Clear blue "!"	

Note: LEXAN® Protected Applications were tested behind Coated LS-2-111 Clear

Coated Sabic Nansha, China plastics may only be treated with the following coatings applied to the molded lens:

Coating in Alphabetical Order and Corresponding Manufacturer

Acryking F-328, Acryking K-101, Acryking PH-328, Acryking PH-350, Acryking PH-503, Acryking PH-511 or Acryking PH-700, Acryking PH-710, Acryking PH-720, Acryking PH-800, Acryking PH-800N5A and Acryking PH-930 coatings: See Mitsubishi Chemical Corporation

FUJIHARD 2500: See Fujikura Kasei Co., Ltd.

FUJIHARD HH2540U, FUJIHARD HH2540U-1, FUJIHARD HH2540U-2: See Fujikura Kasei Co., Ltd.

(Coating information continued on the next page)

<u>MFR.</u>	<u>TRADE NAME AND FLOW FORMULATION</u>	<u>TYPE OF RESIN</u>	<u>NUMBER</u>	<u>COLOR</u>
	FUJIHARD HH2551U, FUJIHARD HH2551U-1, FUJIHARD HH2551U-2, FUJIHARD HH2551U-3: See Fujikura Kasei Co., Ltd.			
	FUJIHARD HH2561U-6, FUJIHARD HH2561U-7, FUJIHARD HH2561U-8, FUJIHARD HH2561U-9: See Fujikura Kasei Co., Ltd.			
	FUJIHARD HH2566U, FUJIHARD HH2566U-1, FUJIHARD HH2566U-2, FUJIHARD HH2566U-3: See Fujikura Kasei Co., Ltd.			
	FUJIHARD HH2567U, FUJIHARD HH2567U-1, FUJIHARD HH2567U-2, FUJIHARD HH2567U-3: See Fujikura Kasei Co., Ltd.			
	FUJIHARD HH2570U, FUJIHARD HH2570U-1, FUJIHARD HH2570U-2: See Fujikura Kasei Co., Ltd.			
	FUJIHARD HH3372U: See Fujikura Kasei Co., Ltd.			
	FUJIHARD HH3401U: See Fujikura Kasei Co., Ltd.			
	FUJIHARD HH9986U-N3, FUJIHARD HH9986U-N5, FUJIHARD HH9986U-N7: See Fujikura Kasei Co., Ltd.			
	FUJISOFT 2600, FUJISOFT 2601, FUJISOFT 2602, FUJISOFT 2603, FUJISOFT 2604 coatings: See Fujikura Kasei Co., Ltd.			
	KUV-1000, KUV-2000, KUV-3000, KUV-4000, KUV-5000, KUV-6000, KUV-9100: See KCC Corporation			
	LHP100/LHC100, LHP100/AS4000: See Momentive Performance Materials Inc.			
	MODIHARD 200S: See NOF Corporation.			
	PHOLUCID No. 130C and PHOLUCID No.180C: See Chugoku Marine Paints, Ltd.			
	PHC200, PHC587, PHC587B, PHC587C, PHC587C2: See Momentive Performance Materials Inc.			
	RayGloss 402: See BASF Coatings GmbH			
	SH-2, SH-41, SH-50 and SH-51: See Stanley Electric Co., Ltd.			
	SHP300/SHC3000, SHP300/AS4000, SHP401/AS4000, SHP401/SHC4002, SHP470 with AS4700 topcoat, SHC6000: See Momentive Performance Materials Inc.			
	UVHC3000, UVHC3000CC, UVHC3000LS, UVHC3000K, UVHC3000K1, UVHC3000K-Z, UVHC3000K1-40, UVHC3000K1-50, UVHC3000KZ60, UVHC5000, UVHC5000K, and UVHC5000K1: See Momentive Performance Materials Inc.			
	UVT200V1, UVT200V2, UVT200V3 and UVT200V5: See Red Spot.			
	UVT610V1, UVT610V2, UVT610V3, UVT610V4, UVT610V5, UVT610V6, UVT610V7, and UVT610V8: See Red Spot.			
	UVT820V1, UVT820V2, UVT820V3, UVT820V4, UVT820V5, UVT820V6, UVT820V7 and UVT820V8: See Red Spot			
	X-48-5500-A18: See Shin-Etsu Chemical Co., Ltd.			

(Coating information continued on the next page)

<u>MFR.</u>	<u>TRADE NAME AND FLOW FORMULATION</u>	<u>TYPE OF RESIN</u>	<u>NUMBER</u>	<u>COLOR</u>
-------------	--	----------------------	---------------	--------------

Coating Manufacturer in Alphabetical Order

Information on RayGloss 402 coatings may be obtained by writing:



BASF Coatings GmbH
 ECO/DT - C422
 D-48165 Muenster
 Germany
www.basf-coatings.com

Note: BASF RayGloss 402 was tested on LEXAN® LS-1 and LEXAN® LS-2 clear only.



Information on PHOLUCID No. 130C and PHOLUCID No.180C coatings may be obtained by writing:

Chugoku Marine Paints, Ltd.
 Tokyo Club Building,
 2-6, Kasumigaseki 3-Chome
 Chiyoda-Ku, Tokyo, 100-0013
 Japan
 Telephone: 81-3-3506-3971
 Facsimile: 81-3-5511-8542
www.cmp.co.jp

Note: PHOLUCID No. 130C and PHOLUCID No.180C were tested on Sabic LS-1 111 clear only.



Information on FUJIHARD 2500, FUJIHARD HH2540U, FUJIHARD HH2540U-1, FUJIHARD HH2540U-2, FUJIHARD HH2551U, FUJIHARD HH2551U-1, FUJIHARD HH2551U-2, FUJIHARD HH2551U-3, FUJIHARD HH2561U-6, FUJIHARD HH2561U-7, FUJIHARD HH2561U-8, FUJIHARD HH2561U-9, FUJIHARD HH2566U, FUJIHARD HH2566U-1, FUJIHARD HH2566U-2, FUJIHARD HH2566U-3, FUJIHARD HH2567U, FUJIHARD HH2567U-1, FUJIHARD HH2567U-2, FUJIHARD HH2567U-3, FUJIHARD HH2570U,

FUJIHARD HH2570U-1, FUJIHARD HH2570U-2, FUJIHARD HH3372U, FUJIHARD HH3401U, FUJIHARD HH9986U-N3, FUJIHARD HH9986U-N5, FUJIHARD HH9986U-N7 and FUJISOFT 2600, FUJISOFT 2601, FUJISOFT 2602, FUJISOFT 2603, and FUJISOFT 2604 coatings may be obtained by writing to the following address:

Fujikura Kasei Co., Ltd.
 6-15 Shibakoen 2-Chome
 Minato-Ku, Tokyo 105-0011
 Japan
www.fkkasei.co.jp

Note: FUJISOFT 2601 may NOT be used on lenses incorporating a reflex reflector or in front of a reflex reflector.
 Note: FUJIHARD HH2566U-series and HH2567U-series for use on clear lenses only
 Note: FUJIHARD HH2540U-series, HH2570U-series, HH2561U-series and HH9986U-series is for use on clear LS-2 plastics only
 Note: FUJIHARD HH3372U and FUJIHARD HH3401U were tested on LS-1 111 and LS-2 111 only.

(Coating information continued on the next page)

<u>MFR.</u>	<u>TRADE NAME AND FLOW FORMULATION</u>	<u>TYPE OF RESIN</u>	<u>NUMBER</u>	<u>COLOR</u>
--------------------	---	-----------------------------	----------------------	---------------------



Information on KUV-1000, KUV-2000, KUV-3000, KUV-4000, KUV-5000, KUV-6000 and KUV-9100 coatings may be obtained by writing:

KCC Corporation
 83 Mabook-Dong, Giheung-Gu,
 Yongin-Si, Gyunggi-Do
 South Korea
www.kccworld.co.kr

Note: KUV-3000, KUV-4000, KUV-5000, KUV-6000, and KUV-9100 were tested on Sabic LS1-111 and LS2-111 clear only.

Note: KUV-1000, and KUV-2000 is suitable for over 6.4 mm LS2-111 clear lenses only.



**MITSUBISHI
 CHEMICAL
 GROUP**

Acryking F-328, Acryking K-101, Acryking PH-328, Acryking PH-350, Acryking PH-503, Acryking PH-511 or Acryking PH-700, Acryking PH-710, Acryking PH-720, Acryking PH-800, Acryking PH-800N5A and Acryking PH-930 coatings may be obtained by writing to the following address:

Mitsubishi Chemical Corporation
 1-3 Marunouchi, 1-Chome
 Chiyoda-Ku, Tokyo 100-8251
 Japan
www.m-chemical.co.jp

Note: Acryking PH-350 was tested on LS-2 with clear lenses only

Note: Acryking PH-710 and Acryking PH-720 was tested on LS-1 and LS-2 with clear lenses only

Note: Acryking PH-511, Acryking PH-700, Acryking PH-800 and Acryking PH-800N5A was tested on LS-1-111 and LS-2-111

Note: LS-1-111J was tested with Acryking PH-710, Acryking PH-720, and Acryking PH-800 only.

Note: Acryking PH-930 was tested on Clear LS-1 111 and LS-2 111 only



Information on LHP100/LHC100, LHP100/AS4000, SHP300/SHC3000, SHP300/AS4000, SHP401/AS4000, SHP401/SHC4002, SHP470 with AS4700 topcoat, SHC6000, PHC 200, PHC587, PHC587B, PHC587C, PHC587C2, UVHC3000, UVHC3000CC, UVHC3000LS, UVHC3000K, UVHC3000K1, UVHC3000K-Z, UVHC3000K1-40, UVHC3000K1-50,

UVHC3000KZ60, UVHC5000, UVHC5000K, and UVHC5000K1 hard coats may be obtained by writing to the following address:

Momentive Performance Materials GmbH
 Building V7
 51368 Leverkusen
 Germany

Momentive Performance Materials Inc.
 260 Hudson River Road
 Waterford, NY 12118
www.momentive.com

Note: UVHC5000 tested on LS1 and LS2 clear only

(Coating information continued on the next page)

<u>MFR.</u>	<u>TRADE NAME AND FLOW FORMULATION</u>	<u>TYPE OF RESIN</u>	<u>NUMBER</u>	<u>COLOR</u>
-------------	--	----------------------	---------------	--------------



NOF

Information on MODIHARD 200S coatings may be obtained by writing to the following address:

NOF Corporation
Yebis Garden Place Tower 20-3, Ebisu 4-Chome
Shibuya-Ku, Tokyo 150-6019
Japan
www.nof.co.jp

Note: MODIHARD 200S is acceptable on SABIC LS-1 111 Clear in thicknesses 1.6 and 6.4 mm only



Information on UVT200V1, UVT200V2, UVT200V3, UVT200V5, UVT610V1, UVT610V2, UVT610V3, UVT610V4, UVT610V5, UVT610V6, UVT610V7, UVT610V8, UVT820V1, UVT820V2, UVT820V3, UVT820V4, UVT820V5, UVT820V6, UVT820V7 and UVT820V8 coating may be obtained by writing to the following address:

Red Spot Paint & Varnish Co., Inc.
P.O. Box 418
Evansville, IN 47703-0418
www.redspot.com

Note: Red Spot UVT610V1, UVT610V2, UVT610V3, UVT610V4, UVT610V5, UVT610V6, UVT610V7, UVT610V8, UVT820V1, UVT820V2, UVT820V3, UVT820V4, UVT820V5, UVT820V6, UVT820V7 and UVT820V8 were tested on clear LS-1, and LS-2



Information of X-48-5500-A18 hard coat may be obtained by writing to the following address:


Shin-Etsu Chemical Co., Ltd.
4-1, Marunouchi 1-Chome
Chiyoda-ku, Tokyo 100-0005,
Japan
www.shinetsu.co.jp

Note: X-48-5500-A18 was tested on SABIC LS1 clear only.

Information on SH-2, SH-41, SH-50 and SH-51 hard coats may be obtained by writing to the following address:

Stanley Electric Co., Ltd.
2-9-13, Nakameguro
Meguro-Ku, Tokyo 153,
Japan
www.stanley.co.jp

Note: Stanley SH-51 tested on Sabic LS-2 clear only.

<u>MFR.</u>	<u>TRADE NAME AND FLOW FORMULATION</u>	<u>TYPE OF RESIN</u>	<u>NUMBER</u>	<u>COLOR</u>
 Sabic Shanghai China www.sabic.com	LEXAN® LS-1	Polycarbonate	111	White #!
	LEXAN® LS-1A		111C	White #!
	LEXAN® LS-2		111H	White #!
	LEXAN® LS-2A		111HX	White Q
	LEXAN® LS-3		111M	White #!
	LEXAN® LSHF (HIGH FLOW) (coated or uncoated)		111S	White #!
			112	White #!
			51073	Smoke Grey
			71127	Smoke Grey #!
			71194	Smoke Grey #!
			71274	Smoke Grey #!
			GY3A578T	Smoke Grey #!
			6111	Red #!
			6162	Red #!
			6164	Red #!
			61014	Red #!
			61079	Red #!
			61228	Red #!
			RD4B057T	Red #!
			414	Yellow #!
			4135	Yellow #!
			4158	Yellow #!
			4168	Yellow #!
			4169	Yellow #!
			4173	Yellow #!
			4194	Yellow #!
			41105	Yellow #!
	41152	Yellow #!		
	YW 5005T	Yellow #!		
	21242	Clear Blue #!		
	2148	Clear Blue #!		
	LEXAN® XLS 1110 Protected Application Only	11204	Natural "!"	
	LEXAN® XLS 1210 Protected Application Only	NA9G165T	Clear blue "!"	
		NA9H009T	Clear blue "!"	

Coated Sabic Shanghai, China plastics may only be treated with the following coatings applied to the molded lens:

Coating in Alphabetical Order and Corresponding Manufacturer

Acryking F-328, Acryking K-101, Acryking PH-328, Acryking PH-350, Acryking PH-503, Acryking PH-511 or Acryking PH-700, Acryking PH-710, Acryking PH-720, Acryking PH-800, Acryking PH-800N5A and Acryking PH-930 coatings: See Mitsubishi Chemical Corporation

FUJIHARD 2500: See Fujikura Kasei Co., Ltd.

FUJIHARD HH2540U, FUJIHARD HH2540U-1, FUJIHARD HH2540U-2: See Fujikura Kasei Co., Ltd.

FUJIHARD HH2551U, FUJIHARD HH2551U-1, FUJIHARD HH2551U-2, FUJIHARD HH2551U-3: See Fujikura Kasei Co., Ltd.

(Coating information continued on the next page)

<u>MFR.</u>	<u>TRADE NAME AND FLOW FORMULATION</u>	<u>TYPE OF RESIN</u>	<u>NUMBER</u>	<u>COLOR</u>
FUJIHARD HH2561U-6, FUJIHARD HH2561U-7, FUJIHARD HH2561U-8, FUJIHARD HH2561U-9:	See Fujikura Kasei Co., Ltd.			
FUJIHARD HH2566U, FUJIHARD HH2566U-1, FUJIHARD HH2566U-2, FUJIHARD HH2566U-3:	See Fujikura Kasei Co., Ltd.			
FUJIHARD HH2567U, FUJIHARD HH2567U-1, FUJIHARD HH2567U-2, FUJIHARD HH2567U-3:	See Fujikura Kasei Co., Ltd.			
FUJIHARD HH2570U, FUJIHARD HH2570U-1, FUJIHARD HH2570U-2:	See Fujikura Kasei Co., Ltd.			
FUJIHARD HH3372U:	See Fujikura Kasei Co., Ltd.			
FUJIHARD HH3401U:	See Fujikura Kasei Co., Ltd.			
FUJIHARD HH9986U-N3, FUJIHARD HH9986U-N5, FUJIHARD HH9986U-N7:	See Fujikura Kasei Co., Ltd.			
FUJISOFT 2600, FUJISOFT 2601, FUJISOFT 2602, FUJISOFT 2603, FUJISOFT 2604 coatings:	See Fujikura Kasei Co., Ltd.			
KUV-1000, KUV-2000, KUV-3000, KUV-4000, KUV-5000, KUV-6000, KUV-9100:	See KCC Corporation			
LHP100/LHC100, LHP100/AS4000:	See Momentive Performance Materials Inc.			
MODIHARD 200S:	See NOF Coatings			
PHOLUCID No. 130C and PHOLUCID No.180C:	See Chugoku Marine Paints, Ltd.			
PHC200, PHC587, PHC587B, PHC587C, PHC587C2:	See Momentive Performance Materials Inc.			
RayGloss 402:	See BASF Coatings GmbH			
SH-2, SH-41, SH-50 and SH-51:	See Stanley Electric Co., Ltd.			
SHP300/SHC3000, SHP300/AS4000, SHP401/AS4000, SHP401/SHC4002, SHP470 with AS4700 topcoat, SHC6000:	See Momentive Performance Materials Inc.			
UVHC3000, UVHC3000CC, UVHC3000LS, UVHC3000K, UVHC3000K1, UVHC3000K-Z, UVHC3000K1-40, UVHC3000K1-50, UVHC3000KZ60, UVHC5000, UVHC5000K, and UVHC5000K1:	See Momentive Performance Materials Inc.			
UVT200V1, UVT200V2, UVT200V3 and UVT200V5:	See Red Spot.			
UVT610V1, UVT610V2, UVT610V3, UVT610V4, UVT610V5, UVT610V6, UVT610V7, and UVT610V8:	See Red Spot.			
UVT820V1, UVT820V2, UVT820V3, UVT820V4, UVT820V5, UVT820V6, UVT820V7 and UVT820V8:	See Red Spot			
X-48-5500-A18:	See Shin-Etsu Chemical Co., Ltd.			

(Coating information continued on the next page)

<u>MFR.</u>	<u>TRADE NAME AND FLOW FORMULATION</u>	<u>TYPE OF RESIN</u>	<u>NUMBER</u>	<u>COLOR</u>
-------------	--	----------------------	---------------	--------------

Coating Manufacturer in Alphabetical Order

Information on RayGloss 402 coatings may be obtained by writing:



BASF Coatings GmbH
 ECO/DT - C422
 D-48165 Muenster
 Germany
www.basf-coatings.com

Note: BASF RayGloss 402 was tested on LEXAN® LS-1 and LEXAN® LS-2 clear only.



Information on PHOLUCID No. 130C and PHOLUCID No.180C coatings may be obtained by writing:

Chugoku Marine Paints, Ltd.
 Tokyo Club Building,
 2-6, Kasumigaseki 3-Chome
 Chiyoda-Ku, Tokyo, 100-0013
 Japan
 Telephone: 81-3-3506-3971
 Facsimile: +81-3-5511-8542
www.cmp.co.jp

Note: PHOLUCID No. 130C and PHOLUCID No.180C were tested on Sabic LS-1 111 clear only.



Information on FUJIHARD 2500, FUJIHARD HH2540U, FUJIHARD HH2540U-1, FUJIHARD HH2540U-2, FUJIHARD HH2551U, FUJIHARD HH2551U-1, FUJIHARD HH2551U-2, FUJIHARD HH2551U-3, FUJIHARD HH2561U-6, FUJIHARD HH2561U-7, FUJIHARD HH2561U-8, FUJIHARD HH2561U-9, FUJIHARD HH2566U, FUJIHARD HH2566U-1, FUJIHARD HH2566U-2, FUJIHARD HH2566U-3, FUJIHARD HH2567U, FUJIHARD HH2567U-1, FUJIHARD HH2567U-2, FUJIHARD HH2567U-3, FUJIHARD HH2570U, FUJIHARD HH2570U-1, FUJIHARD HH2570U-2, FUJIHARD HH3372U, FUJIHARD HH3401U, FUJIHARD HH9986U-N3, FUJIHARD HH9986U-N5, FUJIHARD HH9986U-N7 and FUJISOFT 2600, FUJISOFT 2601, FUJISOFT 2602, FUJISOFT 2603, and FUJISOFT 2604 coatings may be obtained by writing to the following address:

Fujikura Kasei Co., Ltd.
 6-15 Shibakoen 2-Chome
 Minato-Ku, Tokyo 105-0011
 Japan
www.fkkasei.co.jp

Note: FUJISOFT 2601 may NOT be used on lenses incorporating a reflex reflector or in front of a reflex reflector.
 Note: FUJIHARD HH2566U-series and HH2567U-series for use on clear lenses only
 Note: FUJIHARD HH2540U-series, HH2570U-series, HH2561U-series and HH9986U-series is for use on clear LS-2 plastics only
 Note: FUJIHARD HH3372U and FUJIHARD HH3401U were tested on LS-1 111 and LS-2 111 only.

(Coating information continued on the next page)

MFR.	TRADE NAME AND FLOW FORMULATION	TYPE OF RESIN	NUMBER	COLOR
-------------	--	----------------------	---------------	--------------



Information on KUV-1000, KUV-2000, KUV-3000, KUV-4000, KUV-5000, KUV-6000 and KUV-9100 coatings may be obtained by writing:

KCC Corporation
83 Mabook-Dong, Giheung-Gu,
Yongin-Si, Gyunggi-Do,
South Korea
www.kccworld.co.kr

Note: KUV-3000, KUV-4000, KUV-5000, KUV-6000, and KUV-9100 were tested on Sabic LS1-111 and LS2-111 clear only.

Note: KUV-1000, and KUV-2000 is suitable for over 6.4 mm LS2-111 clear lenses only.



**MITSUBISHI
CHEMICAL
GROUP**

Acryking F-328, Acryking K-101, Acryking PH-328, Acryking PH-350, Acryking PH-503, Acryking PH-511 or Acryking PH-700, Acryking PH-710, Acryking PH-720, Acryking PH-800, Acryking PH-800N5A and Acryking PH-930 coatings may be obtained by writing to the following address:

Mitsubishi Chemical Corporation
1-4 Marunouchi, 1-Chome
Chiyoda-Ku, Tokyo 100-8251
Japan
www.m-chemical.co.jp

Note: Acryking PH-350 was tested on LS-2 with clear lenses only

Note: Acryking PH-710 and Acryking PH-720 were tested on LS-1 and LS-2 with clear lenses only

Note: Acryking PH-511, Acryking PH-700, Acryking PH-800 and Acryking PH-800N5A were tested on LS-1-111 and LS-2-111

Note: LS-1-111J was tested with Acryking PH-710, Acryking PH-720, and Acryking PH-800 only.

Note: Acryking PH-930 was tested on Clear LS-1 111 and LS-2 111 only



Information on LHP100/LHC100, LHP100/AS4000, SHP300/SHC3000, SHP300/AS4000, SHP401/AS4000, SHP401/SHC4002, SHP470 with AS4700 topcoat, SHC6000, PHC 200, PHC587, PHC587B, PHC587C, PHC587C2, UVHC3000, UVHC3000CC, UVHC3000LS, UVHC3000K, UVHC3000K1, UVHC3000K-Z, UVHC3000K1-40, UVHC3000K1-50,

UVHC3000KZ60, UVHC5000, UVHC5000K, and UVHC5000K1 hard coats may be obtained by writing to the following address:

Momentive Performance Materials GmbH
Building V7
51368 Leverkusen
Germany

Momentive Performance Materials Inc.
260 Hudson River Road
Waterford, NY 12118
www.momentive.com

Note: UVHC5000 tested on LS1 and LS2 clear only

(Coating information continued on the next page)

<u>MFR.</u>	<u>TRADE NAME AND FLOW FORMULATION</u>	<u>TYPE OF RESIN</u>	<u>NUMBER</u>	<u>COLOR</u>
-------------	--	----------------------	---------------	--------------



NOF

Information on MODIHARD 200S coatings may be obtained by writing to the following address:

NOF Corporation
Yebis Garden Place Tower 20-3, Ebisu 4-Chome
Shibuya-Ku, Tokyo 150-6019
Japan
www.nof.co.jp

Note: MODIHARD 200S is acceptable on SABIC LS-1 111 Clear in thicknesses 1.6 and 6.4 mm only



Information on UVT200V1, UVT200V2, UVT200V3, UVT200V5, UVT610V1, UVT610V2, UVT610V3, UVT610V4, UVT610V5, UVT610V6, UVT610V7, UVT610V8, UVT820V1, UVT820V2, UVT820V3, UVT820V4, UVT820V5, UVT820V6, UVT820V7 and UVT820V8 coating may be obtained by writing to the following address:

Red Spot Paint & Varnish Co., Inc.
P.O. Box 418
Evansville, IN 47703-0418
www.redspot.com

Note: Red Spot UVT610V1, UVT610V2, UVT610V3, UVT610V4, UVT610V5, UVT610V6, UVT610V7, UVT610V8, UVT820V1, UVT820V2, UVT820V3, UVT820V4, UVT820V5, UVT820V6, UVT820V7 and UVT820V8 were tested on clear LS-1, and LS-2



Information of X-48-5500-A18 hard coat may be obtained by writing to the following address:


Shin-Etsu Chemical Co., Ltd.
4-1, Marunouchi 1-Chome
Chiyoda-ku, Tokyo 100-0005,
Japan
www.shinetsu.co.jp

Note: X-48-5500-A18 was tested on SABIC LS1 clear only.

Information on SH-2, SH-41, SH-50 and SH-51 hard coats may be obtained by writing to the following address:

Stanley Electric Co., Ltd.
2-9-13, Nakameguro,
Meguro-Ku, Tokyo 153
Japan
www.stanley.co.jp

Note: Stanley SH-51 tested on Sabic LS-2 clear only.

<u>MFR.</u>	<u>TRADE NAME AND FLOW FORMULATION</u>	<u>TYPE OF RESIN</u>	<u>NUMBER</u>	<u>COLOR</u>
 Sabic Europe www.sabic.com	LEXAN® LS-1	Polycarbonate	111	White #!
	LEXAN® LS-1A		111C	White #!
	LEXAN® LS-2		111H	White #!
	LEXAN® LS-2A		111HX	White #!
	LEXAN® LS-3		111J	White #!
	LEXAN® LSHF (HIGH FLOW) (coated or uncoated)		111M	White #!
			111S	White #!
			111X	White #!
			112	White #!
			51073	Smoke Grey #!
			71127	Smoke Grey #!
			71194	Smoke Grey #!
			71274	Smoke Grey #!
			GY3A578T	Smoke Grey #!
			6111	Red #!
			6162	Red #!
			6164	Red #!
			61014	Red #!
			61079	Red #!
			61228	Red #!
			414	Yellow #!
			4135	Yellow #!
			4158	Yellow #!
			4168	Yellow #!
			4169	Yellow #!
	4173	Yellow #!		
	4194	Yellow #!		
	41105	Yellow #!		
	41152	Yellow #!		
	YW 5005T	Yellow #!		
	21242	Clear Blue #!		
	2148	Clear Blue #!		
	LEXAN® XLS 1110T Protected Application Only	11204	Natural "!"	
	LEXAN® XLS 1110 Protected Application Only	11204	Natural "!"	
	LEXAN® XLS 1210 Protected Application Only	NA9G165T	Clear Blue "!"	
		NA9H009T	Clear Blue "!"	

Note:LEXAN® Protected Applications were tested behind Coated LS-2-111 Clear

Note: LS-1-111J was tested with Acryking PH-710, Acryking PH-720, and Acryking PH-800 only

Coated Sabic Europe plastics may only be treated with the following coatings applied to the molded lens:

Coating in Alphabetical Order and Corresponding Manufacturer

Acryking F-328, Acryking K-101, Acryking PH-328, Acryking PH-350, Acryking PH-503, Acryking PH-511 or Acryking PH-700, Acryking PH-710, Acryking PH-720, Acryking PH-800, Acryking PH-800N5A and Acryking PH-930 coatings: See Mitsubishi Chemical Corporation

FUJIHARD 2500: See Fujikura Kasei Co., Ltd.

(Coating information continued on the next page)

<u>MFR.</u>	<u>TRADE NAME AND FLOW FORMULATION</u>	<u>TYPE OF RESIN</u>	<u>NUMBER</u>	<u>COLOR</u>
--------------------	---	-----------------------------	----------------------	---------------------

FUJIHARD HH2540U, FUJIHARD HH2540U-1, FUJIHARD HH2540U-2: See Fujikura Kasei Co., Ltd.

FUJIHARD HH2551U, FUJIHARD HH2551U-1, FUJIHARD HH2551U-2, FUJIHARD HH2551U-3: See Fujikura Kasei Co., Ltd.

FUJIHARD HH2561U-6, FUJIHARD HH2561U-7, FUJIHARD HH2561U-8, FUJIHARD HH2561U-9: See Fujikura Kasei Co., Ltd.

FUJIHARD HH2566U, FUJIHARD HH2566U-1, FUJIHARD HH2566U-2, FUJIHARD HH2566U-3: See Fujikura Kasei Co., Ltd.

FUJIHARD HH2567U, FUJIHARD HH2567U-1, FUJIHARD HH2567U-2, FUJIHARD HH2567U-3: See Fujikura Kasei Co., Ltd.

FUJIHARD HH2570U, FUJIHARD HH2570U-1, FUJIHARD HH2570U-2: See Fujikura Kasei Co., Ltd.

FUJIHARD HH3372U: See Fujikura Kasei Co., Ltd.

FUJIHARD HH3401U: See Fujikura Kasei Co., Ltd.

FUJIHARD HH9986U-N3, FUJIHARD HH9986U-N5, FUJIHARD HH9986U-N7: See Fujikura Kasei Co., Ltd.

FUJISOFT 2600, FUJISOFT 2601, FUJISOFT 2602, FUJISOFT 2603, FUJISOFT 2604 coatings: See Fujikura Kasei Co., Ltd.

KUV-1000, KUV-2000, KUV-3000, KUV-4000, KUV-5000, KUV-6000, KUV-9100: See KCC Corporation

LHP100/LHC100, LHP100/AS4000: See Momentive Performance Materials Inc.

MODIHARD 200S: See NOF Coatings

PHOLUCID No. 130C and PHOLUCID No.180C: See Chugoku Marine Paints, Ltd.

PHC200, PHC587, PHC587B, PHC587C, PHC587C2: See Momentive Performance Materials Inc.

RayGloss 402: See BASF Coatings GmbH

SH-2, SH-41, SH-50 and SH-51: See Stanley Electric Co., Ltd.

SHP300/SHC3000, SHP300/AS4000, SHP401/AS4000, SHP401/SHC4002, SHP470 with AS4700 topcoat, SHC6000: See Momentive Performance Materials Inc.

UVHC3000, UVHC3000CC, UVHC3000LS, UVHC3000K, UVHC3000K1, UVHC3000K-Z, UVHC3000K1-40, UVHC3000K1-50, UVHC3000KZ60, UVHC5000, UVHC5000K, and UVHC5000K1: See Momentive Performance Materials Inc.

UVT200V1, UVT200V2, UVT200V3 and UVT200V5: See Red Spot.

UVT610V1, UVT610V2, UVT610V3, UVT610V4, UVT610V5, UVT610V6, UVT610V7, and UVT610V8: See Red Spot.

UVT820V1, UVT820V2, UVT820V3, UVT820V4, UVT820V5, UVT820V6, UVT820V7 and UVT820V8: See Red Spot

(Coating information continued on the next page)

<u>MFR.</u>	<u>TRADE NAME AND FLOW FORMULATION</u>	<u>TYPE OF RESIN</u>	<u>NUMBER</u>	<u>COLOR</u>
-------------	--	----------------------	---------------	--------------

X-48-5500-A18: See Shin-Etsu Chemical Co., Ltd.

Coating Manufacturer in Alphabetical Order

Information on RayGloss 402 coatings may be obtained by writing:



BASF Coatings GmbH
 ECO/DT - C422
 D-48165 Muenster
 Germany
www.basf-coatings.com

Note: BASF RayGloss 402 was tested on LEXAN® LS-1 and LEXAN® LS-2 clear only.



Information on PHOLUCID No. 130C and PHOLUCID No.180C coatings may be obtained by writing:

Chugoku Marine Paints, Ltd.
 Tokyo Club Building,
 2-6, Kasumigaseki 3-Chome
 Chiyoda-Ku, Tokyo, 100-0013
 Japan
 Telephone: 81-3-3506-3971
 Facsimile: +81-3-5511-8542
www.cmp.co.jp

Note: PHOLUCID No. 130C and PHOLUCID No.180C were tested on Sabic LS-1 111 clear only.



Information on FUJIHARD 2500, FUJIHARD HH2540U, FUJIHARD HH2540U-1, FUJIHARD HH2540U-2, FUJIHARD HH2551U, FUJIHARD HH2551U-1, FUJIHARD HH2551U-2, FUJIHARD HH2551U-3, FUJIHARD HH2561U-6, FUJIHARD HH2561U-7, FUJIHARD HH2561U-8, FUJIHARD HH2561U-9, FUJIHARD HH2566U, FUJIHARD HH2566U-1, FUJIHARD HH2566U-2, FUJIHARD HH2566U-3, FUJIHARD HH2567U, FUJIHARD HH2567U-1, FUJIHARD HH2567U-2, FUJIHARD HH2567U-3, FUJIHARD HH2570U, FUJIHARD HH2570U-1, FUJIHARD HH2570U-2, FUJIHARD HH3372U, FUJIHARD HH3401U, FUJIHARD HH9986U-N3, FUJIHARD HH9986U-N5, FUJIHARD HH9986U-N7 and FUJISOFT 2600, FUJISOFT 2601, FUJISOFT 2602, FUJISOFT 2603, and FUJISOFT 2604 coatings may be obtained by writing to the following address:

Fujikura Kasei Co., Ltd.
 6-15 Shibakoen 2-Chome
 Minato-Ku, Tokyo 105-0011
 Japan
www.fkkasei.co.jp

Note: FUJISOFT 2601 may NOT be used on lenses incorporating a reflex reflector or in front of a reflex reflector.

Note: FUJIHARD HH2566U-series and HH2567U-series for use on clear lenses only

Note: FUJIHARD HH2540U-series, HH2570U-series, HH2561U-series and HH9986U-series is for use on clear LS-2 plastics only

Note: FUJIHARD HH3372U and FUJIHARD HH3401U were tested on LS-1 111 and LS-2 111 only.

(Coating information continued on the next page)

MFR.	TRADE NAME AND FLOW FORMULATION	TYPE OF RESIN	NUMBER	COLOR
-------------	--	----------------------	---------------	--------------



Information on KUV-1000, KUV-2000, KUV-3000, KUV-4000, KUV-5000, KUV-6000 and KUV-9100 coatings may be obtained by writing:

KCC Corporation
 83 Mabook-Dong, Giheung-Gu,
 Yongin-Si, Gyunggi-Do
 South Korea
www.kccworld.co.kr

Note: KUV-3000, KUV-4000, KUV-5000, KUV-6000, and KUV-9100 were tested on Sabic LS1-111 and LS2-111 clear only.

Note: KUV-1000, and KUV-2000 is suitable for over 6.4 mm LS2-111 clear lenses only.



**MITSUBISHI
 CHEMICAL
 GROUP**

Acryking F-328, Acryking K-101, Acryking PH-328, Acryking PH-350, Acryking PH-503, Acryking PH-511 or Acryking PH-700, Acryking PH-710, Acryking PH-720, Acryking PH-800, Acryking PH-800N5A and Acryking PH-930 coatings may be obtained by writing to the following address:

Mitsubishi Chemical Corporation
 1-5 Marunouchi, 1-Chome
 Chiyoda-Ku, Tokyo 100-8251
 Japan
www.m-chemical.co.jp

Note: Acryking PH-350 was tested on LS-2 with clear lenses only

Note: Acryking PH-710 and Acryking PH-720 were tested on LS-1 and LS-2 with clear lenses only

Note: Acryking PH-511, Acryking PH-700, Acryking PH-800 and Acryking PH-800N5A were tested on LS-1-111 and LS-2-111

Note: LS-1-111J was tested with Acryking PH-710, Acryking PH-720, and Acryking PH-800 only.

Note: Acryking PH-930 was tested on Clear LS-1 111 and LS-2 111 only



Information on LHP100/LHC100, LHP100/AS4000, SHP300/SHC3000, SHP300/AS4000, SHP401/AS4000, SHP401/SHC4002, SHP470 with AS4700 topcoat, SHC6000, PHC 200, PHC587, PHC587B, PHC587C, PHC587C2, UVHC3000, UVHC3000CC, UVHC3000LS, UVHC3000K, UVHC3000K1, UVHC3000K-Z, UVHC3000K1-40, UVHC3000K1-50,

UVHC3000KZ60 UVHC5000, UVHC5000K, and UVHC5000K1 hard coats may be obtained by writing to the following address:

Momentive Performance Materials GmbH
 Building V7
 51368 Leverkusen
 Germany

Momentive Performance Materials Inc.
 260 Hudson River Road
 Waterford, NY 12118
www.momentive.com

Note: UVHC5000 tested on LS1 and LS2 clear only

(Coating information continued on the next page)

<u>MFR.</u>	<u>TRADE NAME AND FLOW FORMULATION</u>	<u>TYPE OF RESIN</u>	<u>NUMBER</u>	<u>COLOR</u>
-------------	--	----------------------	---------------	--------------



NOF

Information on MODIHARD 200S coatings may be obtained by writing to the following address:

NOF Corporation
Yebis Garden Place Tower 20-3, Ebisu 4-Chome
Shibuya-Ku, Tokyo 150-6019
Japan
www.nof.co.jp

Note: MODIHARD 200S is acceptable on SABIC LS-1 111 Clear in thicknesses 1.6 and 6.4 mm only



Information on UVT200V1, UVT200V2, UVT200V3, UVT200V5, UVT610V1, UVT610V2, UVT610V3, UVT610V4, UVT610V5, UVT610V6, UVT610V7, UVT610V8, UVT820V1, UVT820V2, UVT820V3, UVT820V4, UVT820V5, UVT820V6, UVT820V7 and UVT820V8 coating may be obtained by writing to the following address:

Red Spot Paint & Varnish Co., Inc.
P.O. Box 418
Evansville, IN 47703-0418
www.redspot.com

Note: Red Spot UVT610V1, UVT610V2, UVT610V3, UVT610V4, UVT610V5, UVT610V6, UVT610V7, UVT610V8, UVT820V1, UVT820V2, UVT820V3, UVT820V4, UVT820V5, UVT820V6, UVT820V7 and UVT820V8 were tested on clear LS-1, and LS-2



Information of X-48-5500-A18 hard coat may be obtained by writing to the following address:


Shin-Etsu Chemical Co., Ltd.
4-1, Marunouchi 1-Chome
Chiyoda-ku, Tokyo 100-0005,
Japan
www.shinetsu.co.jp

Note: X-48-5500-A18 was tested on SABIC LS1 clear only.

Information on SH-2, SH-41, SH-50 and SH-51 hard coats may be obtained by writing to the following address:

Stanley Electric Co., Ltd.
2-9-13, Nakameguro
Meguro-Ku, Tokyo 153
Japan
www.stanley.co.jp

Note: Stanley SH-51 tested on Sabic LS-2 clear only.

<u>MFR.</u>	<u>TRADE NAME AND FLOW FORMULATION</u>	<u>TYPE OF RESIN</u>	<u>NUMBER</u>	<u>COLOR</u>
 www.sabic.com Sabic India	LEXAN® LS-1 Polycarbonate		111	White #!
	LEXAN® LS-1A		111H	White #!
	LEXAN® LS-2		111X	White #!
	LEXAN® LS-2A		6162	Red #!
	(coated or uncoated)		414	Yellow #!
			71127	Smoke Grey #!
			71194	Smoke Grey #!
			71274	Smoke Grey #!
			GY3A578T	Smoke Grey #!

Note: LEXAN® Protected Applications were tested behind Coated LS-2-111 Clear

Coated Sabic India plastics may only be treated with the following coatings applied to the molded lens:

Coating in Alphabetical Order and Corresponding Manufacturer

Acryking F-328, Acryking K-101, Acryking PH-328, Acryking PH-350, Acryking PH-503, Acryking PH-511 or Acryking PH-700, Acryking PH-710, Acryking PH-720, Acryking PH-800, Acryking PH-800N5A and Acryking PH-930 coatings: See Mitsubishi Chemical Corporation

FUJIHARD 2500: See Fujikura Kasei Co., Ltd.

FUJIHARD HH2540U, FUJIHARD HH2540U-1, FUJIHARD HH2540U-2: See Fujikura Kasei Co., Ltd.

FUJIHARD HH2551U, FUJIHARD HH2551U-1, FUJIHARD HH2551U-2, FUJIHARD HH2551U-3: See Fujikura Kasei Co., Ltd.

FUJIHARD HH2561U-6, FUJIHARD HH2561U-7, FUJIHARD HH2561U-8, FUJIHARD HH2561U-9: See Fujikura Kasei Co., Ltd.

FUJIHARD HH2566U, FUJIHARD HH2566U-1, FUJIHARD HH2566U-2, FUJIHARD HH2566U-3: See Fujikura Kasei Co., Ltd.

FUJIHARD HH2567U, FUJIHARD HH2567U-1, FUJIHARD HH2567U-2, FUJIHARD HH2567U-3: See Fujikura Kasei Co., Ltd.

FUJIHARD HH2570U, FUJIHARD HH2570U-1, FUJIHARD HH2570U-2: See Fujikura Kasei Co., Ltd.

FUJIHARD HH3372U: See Fujikura Kasei Co., Ltd.

FUJIHARD HH3401U: See Fujikura Kasei Co., Ltd.

FUJIHARD HH9986U-N3, FUJIHARD HH9986U-N5, FUJIHARD HH9986U-N7: See Fujikura Kasei Co., Ltd.

FUJISOFT 2600, FUJISOFT 2601, FUJISOFT 2602, FUJISOFT 2603, FUJISOFT 2604 coatings: See Fujikura Kasei Co., Ltd.

KUV-1000, KUV-2000, KUV-3000, KUV-4000, KUV-5000, KUV-6000, KUV-9100: See KCC Corporation

LHP100/LHC100, LHP100/AS4000: See Momentive Performance Materials Inc.

(Coating information continued on the next page)

<u>MFR.</u>	<u>TRADE NAME AND FLOW FORMULATION</u>	<u>TYPE OF RESIN</u>	<u>NUMBER</u>	<u>COLOR</u>
MODIHARD 200S:	See NOF Coatings			
PHOLUCID No. 130C and PHOLUCID No.180C:	See Chugoku Marine Paints, Ltd.			
PHC200, PHC587, PHC587B, PHC587C, PHC587C2:	See Momentive Performance Materials Inc.			
RayGloss 402:	See BASF Coatings GmbH			
SH-2, SH-41, SH-50 and SH-51:	See Stanley Electric Co., Ltd.			
SHP300/SHC3000, SHP300/AS4000, SHP401/AS4000, SHP401/SHC4002, SHP470 with AS4700 topcoat, SHC6000:	See Momentive Performance Materials Inc.			
UVHC3000, UVHC3000CC, UVHC3000LS, UVHC3000K, UVHC3000K1, UVHC3000K-Z, UVHC3000K1-40, UVHC3000K1-50, UVHC3000KZ60, UVHC5000, UVHC5000K, and UVHC5000K1:	See Momentive Performance Materials Inc.			
UVT200V1, UVT200V2, UVT200V3 and UVT200V5:	See Red Spot.			
UVT610V1, UVT610V2, UVT610V3, UVT610V4, UVT610V5, UVT610V6, UVT610V7, and UVT610V8:	See Red Spot.			
UVT820V1, UVT820V2, UVT820V3, UVT820V4, UVT820V5, UVT820V6, UVT820V7 and UVT820V8:	See Red Spot			
X-48-5500-A18:	See Shin-Etsu Chemical Co., Ltd.			

Coating Manufacturer in Alphabetical Order

Information on RayGloss 402 coatings may be obtained by writing:



BASF Coatings GmbH
 ECO/DT - C422
 D-48165 Muenster
 Germany
www.basf-coatings.com

Note: BASF RayGloss 402 was tested on LEXAN® LS-1 and LEXAN® LS-2 clear only.



Information on PHOLUCID No. 130C and PHOLUCID No.180C coatings may be obtained by writing:

Chugoku Marine Paints, Ltd.
 Tokyo Club Building,
 2-6, Kasumigaseki 3-Chome
 Chiyoda-Ku, Tokyo, 100-0013
 Japan
 Telephone: 81-3-3506-3971
 Facsimile: +81-3-5511-8542
www.cmp.co.jp

Note: PHOLUCID No. 130C and PHOLUCID No.180C were tested on Sabic LS-1 111 clear only.
 (Coating information continued on the next page)

MFR.	TRADE NAME AND FLOW FORMULATION	TYPE OF RESIN	NUMBER	COLOR
-------------	--	----------------------	---------------	--------------



FUJIKURA KASEI

Information on FUJIHARD 2500, FUJIHARD HH2540U, FUJIHARD HH2540U-1, FUJIHARD HH2540U-2, FUJIHARD HH2551U, FUJIHARD HH2551U-1, FUJIHARD HH2551U-2, FUJIHARD HH2551U-3, FUJIHARD HH2561U-6, FUJIHARD HH2561U-7, FUJIHARD HH2561U-8, FUJIHARD HH2561U-9, FUJIHARD HH2566U, FUJIHARD HH2566U-1, FUJIHARD HH2566U-2, FUJIHARD HH2566U-3, FUJIHARD HH2567U, FUJIHARD HH2567U-1, FUJIHARD HH2567U-2, FUJIHARD HH2567U-3, FUJIHARD HH2570U, FUJIHARD HH2570U-1, FUJIHARD HH2570U-2, FUJIHARD HH3372U, FUJIHARD HH3401U, FUJIHARD HH9986U-N3, FUJIHARD HH9986U-N5, FUJIHARD HH9986U-N7 and FUJISOFT 2600, FUJISOFT 2601, FUJISOFT 2602, FUJISOFT 2603, and FUJISOFT 2604 coatings may be obtained by writing to the following address:

Fujikura Kasei Co., Ltd.
 6-15 Shibakoen 2-Chome
 Minato-Ku, Tokyo 105-0011
 Japan
www.fkkasei.co.jp

Note: FUJISOFT 2601 may NOT be used on lenses incorporating a reflex reflector or in front of a reflex reflector.
 Note: FUJIHARD HH2566U-series and HH2567U-series for use on clear lenses only
 Note: FUJIHARD HH2540U-series, HH2570U-series, HH2561U-series and HH9986U-series is for use on clear LS-2 plastics only
 Note: FUJIHARD HH3372U and FUJIHARD HH3401U were tested on LS-1 111 and LS-2 111 only.



Information on KUV-1000, KUV-2000, KUV-3000, KUV-4000, KUV-5000 and KUV-6000 coatings may be obtained by writing:

KCC Corporation
 83 Mabook-Dong, Giheung-Gu,
 Yongin-Si, Gyunggi-Do
 South Korea
www.kccworld.co.kr

Note: KUV-3000, KUV-4000, KUV-5000, KUV-6000, and KUV-9100 were tested on Sabic LS1-111 and LS2-111 clear only.
 Note: KUV-1000, and KUV-2000 is suitable for over 6.4 mm LS2-111 clear lenses only.



**MITSUBISHI
 CHEMICAL
 GROUP**

Acryking F-328, Acryking K-101, Acryking PH-328, Acryking PH-350, Acryking PH-503, Acryking PH-511 or Acryking PH-700, Acryking PH-710, Acryking PH-720, Acryking PH-800, Acryking PH-800N5A and Acryking PH-930 coatings may be obtained by writing to the following address:

Mitsubishi Chemical Corporation
 1-6 Marunouchi, 1-Chome
 Chiyoda-Ku, Tokyo 100-8251
 Japan
www.m-chemical.co.jp

Note: Acryking PH-350 was tested on LS-2 with clear lenses only
 Note: Acryking PH-710 and Acryking PH-720 were tested on LS-1 and LS-2 with clear lenses only
 Note: Acryking PH-511, Acryking PH-700, Acryking PH-800 and Acryking PH-800N5A were tested on LS-1-111 and LS-2-111
 Note: LS-1-111J was tested with Acryking PH-710, Acryking PH-720, and Acryking PH-800 only.
 Note: Acryking PH-930 was tested on Clear LS-1 111 and LS-2 111 only
 (Coating information continued on the next page)

<u>MFR.</u>	<u>TRADE NAME AND FLOW FORMULATION</u>	<u>TYPE OF RESIN</u>	<u>NUMBER</u>	<u>COLOR</u>
-------------	--	----------------------	---------------	--------------



Information on LHP100/LHC100, LHP100/AS4000, SHP300/SHC3000, SHP300/AS4000, SHP401/AS4000, SHP401/SHC4002, SHP470 with AS4700 topcoat, SHC6000, PHC 200, PHC587, PHC587B, PHC587C, PHC587C2, UVHC3000, UVHC3000CC, UVHC3000LS, UVHC3000K, UVHC3000K1, UVHC3000K-Z, UVHC3000K1-40, UVHC3000K1-50,

UVHC3000KZ60 UVHC5000, UVHC5000K, and UVHC5000K1 hard coats may be obtained by writing to the following address:

Momentive Performance Materials GmbH
 Building V7
 51368 Leverkusen
 Germany

Momentive Performance Materials Inc.
 260 Hudson River Road
 Waterford, NY 12118
www.momentive.com

Note: UVHC5000 tested on LS1 and LS2 clear only



Information on MODIHARD 200S coatings may be obtained by writing to the following address:

NOF Corporation
 Yebis Garden Place Tower 20-3, Ebisu 4-Chome
 Shibuya-Ku, Tokyo 150-6019
 Japan
www.nof.co.jp

Note: MODIHARD 200S is acceptable on SABIC LS-1 111 Clear in thicknesses 1.6 and 6.4 mm only



Information on UVT200V1, UVT200V2, UVT200V3, UVT200V5, UVT610V1, UVT610V2, UVT610V3, UVT610V4, UVT610V5, UVT610V6, UVT610V7, UVT610V8, UVT820V1, UVT820V2, UVT820V3, UVT820V4, UVT820V5, UVT820V6, UVT820V7 and UVT820V8 coating may be obtained by writing to the following address:

Red Spot Paint & Varnish Co., Inc.
 P.O. Box 418
 Evansville, IN 47703-0418
www.redspot.com

Note: Red Spot UVT610V1, UVT610V2, UVT610V3, UVT610V4, UVT610V5, UVT610V6, UVT610V7, UVT610V8, UVT820V1, UVT820V2, UVT820V3, UVT820V4, UVT820V5, UVT820V6, UVT820V7 and UVT820V8 were tested on clear LS-1, and LS-2

(Coating information continued on the next page)

<u>MFR.</u>	<u>TRADE NAME AND FLOW FORMULATION</u>	<u>TYPE OF RESIN</u>	<u>NUMBER</u>	<u>COLOR</u>
-------------	--	----------------------	---------------	--------------



Information of X-48-5500-A18 hard coat may be obtained by writing to the following address:


Shin-Etsu Chemical Co., Ltd.
4-1, Marunouchi 1-Chome
Chiyoda-ku, Tokyo 100-0005,
Japan
www.shinetsu.co.jp

Note: X-48-5500-A18 was tested on SABIC LS1 clear only.

Information on SH-2, SH-41, SH-50 and SH-51 hard coats may be obtained by writing to the following address:

Stanley Electric Co., Ltd.
2-9-13, Nakameguro
Meguro-Ku, Tokyo 153
Japan
www.stanley.co.jp

Note: Stanley SH-51 tested on Sabic LS-2 clear only.

<u>MFR.</u>	<u>TRADE NAME AND FLOW FORMULATION</u>	<u>TYPE OF RESIN</u>	<u>NUMBER</u>	<u>COLOR</u>
 www.sabic.com Sabic Japan	LEXAN® LS-1	Polycarbonate	111	White #!
	LEXAN® LS-1A		71194	Smoke Grey #!
	LEXAN® LS-2		71274	Smoke Grey #!
	LEXAN® LS-2A		6162	Red #!
	LEXAN® LS-3		6164	Red #!
	LEXAN® LSHF (HIGH FLOW)		61228	Red #!
	(coated or uncoated)		414	Yellow #!
			4158	Yellow#!
			2148	Yellow #!

Note:LEXAN® Protected Applications were tested behind Coated LS-2-111 Clear

Coated Sabic Japan plastics may only be treated with the following coatings applied to the molded lens:

Coating in Alphabetical Order and Corresponding Manufacturer

Acryking F-328, Acryking K-101, Acryking PH-328, Acryking PH-350, Acryking PH-503, Acryking PH-511 or Acryking PH-700, Acryking PH-710, Acryking PH-720, Acryking PH-800, Acryking PH-800N5A and Acryking PH-930 coatings: See Mitsubishi Chemical Corporation

FUJIHARD 2500: See Fujikura Kasei Co., Ltd.

FUJIHARD HH2540U, FUJIHARD HH2540U-1, FUJIHARD HH2540U-2: See Fujikura Kasei Co., Ltd.

FUJIHARD HH2551U, FUJIHARD HH2551U-1, FUJIHARD HH2551U-2, FUJIHARD HH2551U-3: See Fujikura Kasei Co., Ltd.

FUJIHARD HH2561U-6, FUJIHARD HH2561U-7, FUJIHARD HH2561U-8, FUJIHARD HH2561U-9: See Fujikura Kasei Co., Ltd.

FUJIHARD HH2566U, FUJIHARD HH2566U-1, FUJIHARD HH2566U-2, FUJIHARD HH2566U-3: See Fujikura Kasei Co., Ltd.

FUJIHARD HH2567U, FUJIHARD HH2567U-1, FUJIHARD HH2567U-2, FUJIHARD HH2567U-3: See Fujikura Kasei Co., Ltd.

FUJIHARD HH2570U, FUJIHARD HH2570U-1, FUJIHARD HH2570U-2: See Fujikura Kasei Co., Ltd.

FUJIHARD HH3372U: See Fujikura Kasei Co., Ltd.

FUJIHARD HH3401U: See Fujikura Kasei Co., Ltd.

FUJIHARD HH9986U-N3, FUJIHARD HH9986U-N5, FUJIHARD HH9986U-N7: See Fujikura Kasei Co., Ltd.

(Coating information continued on the next page)

<u>MFR.</u>	<u>TRADE NAME AND FLOW FORMULATION</u>	<u>TYPE OF RESIN</u>	<u>NUMBER</u>	<u>COLOR</u>
--------------------	---	-----------------------------	----------------------	---------------------

FUJISOFT 2600, FUJISOFT 2601, FUJISOFT 2602, FUJISOFT 2603, FUJISOFT 2604 coatings: See Fujikura Kasei Co., Ltd.

KUV-1000, KUV-2000, KUV-3000, KUV-4000, KUV-5000, KUV-6000, KUV-9100: See KCC Corporation

LHP100/LHC100, LHP100/AS4000: See Momentive Performance Materials Inc.

MODIHARD 200S: See NOF Coatings

PHOLUCID No. 130C and PHOLUCID No.180C: See Chugoku Marine Paints, Ltd.

PHC200, PHC587, PHC587B, PHC587C, PHC587C2: See Momentive Performance Materials Inc.

RayGloss 402: See BASF Coatings GmbH

SH-2, SH-41, SH-50 and SH-51: See Stanley Electric Co., Ltd.

SHP300/SHC3000, SHP300/AS4000, SHP401/AS4000, SHP401/SHC4002, SHP470 with AS4700 topcoat, SHC6000: See Momentive Performance Materials Inc.

UVHC3000, UVHC3000CC, UVHC3000LS, UVHC3000K, UVHC3000K1, UVHC3000K-Z, UVHC3000K1-40, UVHC3000K1-50, UVHC3000KZ60, UVHC5000, UVHC5000K, and UVHC5000K1: See Momentive Performance Materials Inc.

UVT200V1, UVT200V2, UVT200V3 and UVT200V5: See Red Spot.

UVT610V1, UVT610V2, UVT610V3, UVT610V4, UVT610V5, UVT610V6, UVT610V7, and UVT610V8: See Red Spot.

UVT820V1, UVT820V2, UVT820V3, UVT820V4, UVT820V5, UVT820V6, UVT820V7 and UVT820V8: See Red Spot

X-48-5500-A18: See Shin-Etsu Chemical Co., Ltd.

Coating Manufacturer in Alphabetical Order

Information on RayGloss 402 coatings may be obtained by writing:



BASF Coatings GmbH
 ECO/DT - C422
 D-48165 Muenster
 Germany
www.basf-coatings.com

Note: BASF RayGloss 402 was tested on LEXAN® LS-1 and LEXAN® LS-2 clear only.

(Coating information continued on the next page)

<u>MFR.</u>	<u>TRADE NAME AND FLOW FORMULATION</u>	<u>TYPE OF RESIN</u>	<u>NUMBER</u>	<u>COLOR</u>
-------------	--	----------------------	---------------	--------------



Information on PHOLUCID No. 130C and PHOLUCID No.180C coatings may be obtained by writing:

Chugoku Marine Paints, Ltd.
 Tokyo Club Building,
 2-6, Kasumigaseki 3-Chome
 Chiyoda-Ku, Tokyo, 100-0013
 Japan
 Telephone: 81-3-3506-3971
 Facsimile: +81-3-5511-8542
www.cmp.co.jp

Note: PHOLUCID No. 130C and PHOLUCID No.180C were tested on Sabic LS-1 111 clear only.



FUJIKURA KASEI

Information on FUJIHARD 2500, FUJIHARD HH2540U, FUJIHARD HH2540U-1, FUJIHARD HH2540U-2, FUJIHARD HH2551U, FUJIHARD HH2551U-1, FUJIHARD HH2551U-2, FUJIHARD HH2551U-3, FUJIHARD HH2561U-6, FUJIHARD HH2561U-7, FUJIHARD HH2561U-8, FUJIHARD HH2561U-9, FUJIHARD HH2566U, FUJIHARD HH2566U-1, FUJIHARD HH2566U-2, FUJIHARD HH2566U-3, FUJIHARD HH2567U, FUJIHARD HH2567U-1, FUJIHARD HH2567U-2, FUJIHARD HH2567U-3, FUJIHARD HH2570U, FUJIHARD HH2570U-1, FUJIHARD HH2570U-2, FUJIHARD HH3372U, FUJIHARD HH3401U, FUJIHARD HH9986U-N3, FUJIHARD HH9986U-N5, FUJIHARD HH9986U-N7 and FUJISOFT 2600, FUJISOFT 2601, FUJISOFT 2602, FUJISOFT 2603, and FUJISOFT 2604 coatings may be obtained by writing to the following address:

Fujikura Kasei Co., Ltd.
 6-15 Shibakoen 2-Chome
 Minato-Ku, Tokyo 105-0011
 Japan
www.fkkasei.co.jp

Note: FUJISOFT 2601 may NOT be used on lenses incorporating a reflex reflector or in front of a reflex reflector.
 Note: FUJIHARD HH2566U-series and HH2567U-series for use on clear lenses only
 Note: FUJIHARD HH2540U-series, HH2570U-series, HH2561U-series and HH9986U-series is for use on clear LS-2 plastics only
 Note: FUJIHARD HH3372U and FUJIHARD HH3401U were tested on LS-1 111 and LS-2 111 only.



Information on KUV-1000, KUV-2000, KUV-3000, KUV-4000, KUV-5000, KUV-6000 and KUV-9100 coatings may be obtained by writing:

KCC Corporation
 83 Mabook-Dong, Giheung-Gu
 Yongin-Si, Gyunggi-Do South
 Korea
www.kccworld.co.kr

Note: KUV-3000, KUV-4000, KUV-5000, KUV-6000, and KUV-9100 were tested on Sabic LS1-111 and LS2-111 clear only.
 Note: KUV-1000, and KUV-2000 is suitable for over 6.4 mm LS2-111 clear lenses only.

(Coating information continued on the next page)

<u>MFR.</u>	<u>TRADE NAME AND FLOW FORMULATION</u>	<u>TYPE OF RESIN</u>	<u>NUMBER</u>	<u>COLOR</u>
-------------	--	----------------------	---------------	--------------



**MITSUBISHI
CHEMICAL
GROUP**

Acryking F-328, Acryking K-101, Acryking PH-328, Acryking PH-350, Acryking PH-503, Acryking PH-511 or Acryking PH-700, Acryking PH-710, Acryking PH-720, Acryking PH-800, Acryking PH-800N5A and Acryking PH-930 coatings may be obtained by writing to the following address:

Mitsubishi Chemical Corporation
1-7 Marunouchi, 1-Chome
Chiyoda-Ku, Tokyo 100-8251
Japan
www.m-chemical.co.jp

Note: Acryking PH-350 was tested on LS-2 with clear lenses only

Note: Acryking PH-710 and Acryking PH-720 were tested on LS-1 and LS-2 with clear lenses only

Note: Acryking PH-511, Acryking PH-700, Acryking PH-800 and Acryking PH-800N5A were tested on LS-1-111 and LS-2-111

Note: LS-1-111J was tested with Acryking PH-710, Acryking PH-720, and Acryking PH-800 only.

Note: Acryking PH-930 was tested on Clear LS-1 111 and LS-2 111 only



Information on LHP100/LHC100, LHP100/AS4000, SHP300/SHC3000, SHP300/AS4000, SHP401/AS4000, SHP401/SHC4002, SHP470 with AS4700 topcoat, SHC6000, PHC 200, PHC587, PHC587B, PHC587C, PHC587C2, UVHC3000, UVHC3000CC, UVHC3000LS, UVHC3000K, UVHC3000K1, UVHC3000K-Z, UVHC3000K1-40, UVHC3000K1-50,

UVHC3000KZ60, UVHC5000, UVHC5000K, and UVHC5000K1hard coats may be obtained by writing to the following address:

Momentive Performance Materials GmbH
Materials Inc. Building V7
51368 Leverkusen
Germany

Momentive Performance
260 Hudson River Road
Waterford, NY 12118
www.momentive.com

Note: UVHC5000 tested on LS1 and LS2 clear only



Information on MODIHARD 200S coatings may be obtained by writing to the following address:

NOF Corporation
Yebis Garden Place Tower 20-3, Ebisu 4-Chome
Shibuya-Ku, Tokyo 150-6019
Japan
www.nof.co.jp

Note: MODIHARD 200S is acceptable on SABIC LS-1 111 Clear in thicknesses 1.6 and 6.4 mm only

(Coating information continued on the next page)

MFR. **TRADE NAME AND**
FLOW FORMULATION **TYPE OF RESIN** **NUMBER** **COLOR**



Information on UVT200V1, UVT200V2, UVT200V3, UVT200V5, UVT610V1, UVT610V2, UVT610V3, UVT610V4, UVT610V5, UVT610V6, UVT610V7, UVT610V8, UVT820V1, UVT820V2, UVT820V3, UVT820V4, UVT820V5, UVT820V6, UVT820V7 and UVT820V8 coating may be obtained by writing to the following address:

Red Spot Paint & Varnish Co., Inc.
P.O. Box 418
Evansville, IN 47703-0418
www.redspot.com

Note: Red Spot UVT610V1, UVT610V2, UVT610V3, UVT610V4, UVT610V5, UVT610V6, UVT610V7, UVT610V8, UVT820V1, UVT820V2, UVT820V3, UVT820V4, UVT820V5, UVT820V6, UVT820V7 and UVT820V8 were tested on clear LS-1, and LS-2



Information of X-48-5500-A18 hard coat may be obtained by writing to the following address:


Shin-Etsu Chemical Co., Ltd.
4-1, Marunouchi 1-Chome
Chiyoda-ku, Tokyo 100-0005,
Japan
www.shinetsu.co.jp

Note: X-48-5500-A18 was tested on SABIC LS1 clear only.

Information on SH-2, SH-41, SH-50 and SH-51 hard coats may be obtained by writing to the following address:

Stanley Electric Co., Ltd.
2-9-13, Nakameguro,
Meguro-Ku, Tokyo 153
Japan
www.stanley.co.jp

Note: Stanley SH-51 tested on Sabic LS-2 clear only.

<u>MFR.</u>	<u>TRADE NAME AND FLOW FORMULATION</u>	<u>TYPE OF RESIN</u>	<u>NUMBER</u>	<u>COLOR</u>
 Sabic Korea www.sabic.com	LEXAN® LS-1	Polycarbonate	111	White #!
	LEXAN® LS-2		111H	White #!
	LEXAN® LSHF (HIGH FLOW)		111S	White #!
	(coated or uncoated)		111SL	White #!
			111J	White #!
			111X	White #!
			GY3A578T	Smoke Grey#!
			71127	Smoke Grey#!
			71274	Smoke Grey#!
			71194	Smoke Grey#!
			6162	Red #!
			6164	Red #!
			4158	Yellow #!
	414	Yellow #!		

Note:LEXAN® Protected Applications were tested behind Coated LS-2-111 Clear

Coated Sabic Korea plastics may only be treated with the following coatings applied to the molded lens:

Coating in Alphabetical Order and Corresponding Manufacturer

Acryking F-328, Acryking K-101, Acryking PH-328, Acryking PH-350, Acryking PH-503, Acryking PH-511 or Acryking PH-700, Acryking PH-710, Acryking PH-720, Acryking PH-800, Acryking PH-800N5A and Acryking PH-930 coatings: See Mitsubishi Chemical Corporation

FUJIHARD 2500: See Fujikura Kasei Co., Ltd.

FUJIHARD HH2540U, FUJIHARD HH2540U-1, FUJIHARD HH2540U-2: See Fujikura Kasei Co., Ltd.

FUJIHARD HH2551U, FUJIHARD HH2551U-1, FUJIHARD HH2551U-2, FUJIHARD HH2551U-3: See Fujikura Kasei Co., Ltd.

FUJIHARD HH2561U-6, FUJIHARD HH2561U-7, FUJIHARD HH2561U-8, FUJIHARD HH2561U-9: See Fujikura Kasei Co., Ltd.

FUJIHARD HH2566U, FUJIHARD HH2566U-1, FUJIHARD HH2566U-2, FUJIHARD HH2566U-3: See Fujikura Kasei Co., Ltd.

FUJIHARD HH2567U, FUJIHARD HH2567U-1, FUJIHARD HH2567U-2, FUJIHARD HH2567U-3: See Fujikura Kasei Co., Ltd.

FUJIHARD HH2570U, FUJIHARD HH2570U-1, FUJIHARD HH2570U-2: See Fujikura Kasei Co., Ltd.

FUJIHARD HH3372U: See Fujikura Kasei Co., Ltd.

FUJIHARD HH3401U: See Fujikura Kasei Co., Ltd.

(Coating information continued on the next page)

<u>MFR.</u>	<u>TRADE NAME AND FLOW FORMULATION</u>	<u>TYPE OF RESIN</u>	<u>NUMBER</u>	<u>COLOR</u>
--------------------	---	-----------------------------	----------------------	---------------------

FUJIHARD HH9986U-N3, FUJIHARD HH9986U-N5, FUJIHARD HH9986U-N7: See Fujikura Kasei Co., Ltd.

FUJISOFT 2600, FUJISOFT 2601, FUJISOFT 2602, FUJISOFT 2603, FUJISOFT 2604 coatings: See Fujikura Kasei Co., Ltd.

KUV-1000, KUV-2000, KUV-3000, KUV-4000, KUV-5000, KUV-6000, KUV-9100: See KCC Corporation

LHP100/LHC100, LHP100/AS4000: See Momentive Performance Materials Inc.

MODIHARD 200S: See NOF Coatings.

PHOLUCID No. 130C and PHOLUCID No.180C: See Chugoku Marine Paints, Ltd.

PHC200, PHC587, PHC587B, PHC587C, PHC587C2: See Momentive Performance Materials Inc.

RayGloss 402: See BASF Coatings GmbH

SH-2, SH-41, SH-50 and SH-51: See Stanley Electric Co., Ltd.

SHP300/SHC3000, SHP300/AS4000, SHP401/AS4000, SHP401/SHC4002, SHP470 with AS4700 topcoat, SHC6000: See Momentive Performance Materials Inc.

UVHC3000, UVHC3000CC, UVHC3000LS, UVHC3000K, UVHC3000K1, UVHC3000K-Z, UVHC3000K1-40, UVHC3000K1-50, UVHC3000KZ60, UVHC5000, UVHC5000K, and UVHC5000K1: See Momentive Performance Materials Inc.

UVT200V1, UVT200V2, UVT200V3 and UVT200V5: See Red Spot.

UVT610V1, UVT610V2, UVT610V3, UVT610V4, UVT610V5, UVT610V6, UVT610V7, and UVT610V8: See Red Spot.

UVT820V1, UVT820V2, UVT820V3, UVT820V4, UVT820V5, UVT820V6, UVT820V7 and UVT820V8: See Red Spot

X-48-5500-A18: See Shin-Etsu Chemical Co., Ltd.

Coating Manufacturer in Alphabetical Order

Information on RayGloss 402 coatings may be obtained by writing:



BASF Coatings GmbH
 ECO/DT - C422
 D-48165 Muenster
 Germany
www.basf-coatings.com

Note: BASF RayGloss 402 was tested on LEXAN® LS-1 and LEXAN® LS-2 clear only.

(Coating information continued on the next page)

MFR.	TRADE NAME AND FLOW FORMULATION	TYPE OF RESIN	NUMBER	COLOR
-------------	--	----------------------	---------------	--------------



Information on PHOLUCID No. 130C and PHOLUCID No.180C coatings may be obtained by writing:

Chugoku Marine Paints, Ltd.
 Tokyo Club Building,
 2-6, Kasumigaseki 3-Chome
 Chiyoda-Ku, Tokyo, 100-0013
 Japan
 Telephone: 81-3-3506-3971
 Facsimile: +81-3-5511-8542
www.cmp.co.jp

Note: PHOLUCID No. 130C and PHOLUCID No.180C were tested on Sabic LS-1 111 clear only.



Information on FUJIHARD 2500, FUJIHARD HH2540U, FUJIHARD HH2540U-1, FUJIHARD HH2540U-2, FUJIHARD HH2551U, FUJIHARD HH2551U-1, FUJIHARD HH2551U-2, FUJIHARD HH2551U-3, FUJIHARD HH2561U-6, FUJIHARD HH2561U-7, FUJIHARD HH2561U-8, FUJIHARD HH2561U-9, FUJIHARD HH2566U, FUJIHARD HH2566U-1, FUJIHARD, HH2566U-2, FUJIHARD HH2566U-3, FUJIHARD HH2567U, FUJIHARD HH2567U-1, FUJIHARD HH2567U-2, FUJIHARD HH2567U-3, FUJIHARD HH2570U,

FUJIHARD HH2570U-1, FUJIHARD HH2570U-2, FUJIHARD HH3372U, FUJIHARD HH3401U, FUJIHARD HH9986U-N3, FUJIHARD HH9986U-N5, FUJIHARD HH9986U-N7 and FUJISOFT 2600, FUJISOFT 2601, FUJISOFT 2602, FUJISOFT 2603, and FUJISOFT 2604 coatings may be obtained by writing to the following address:

Fujikura Kasei Co., Ltd.
 6-15 Shibakoen 2-Chome
 Minato-Ku, Tokyo 105-0011
 Japan
www.fkkasei.co.jp

Note: FUJISOFT 2601 may NOT be used on lenses incorporating a reflex reflector or in front of a reflex reflector.

Note: FUJIHARD HH2566U-series and HH2567U-series for use on clear lenses only

Note: FUJIHARD HH2540U-series, HH2570U-series, HH2561U-series and HH9986U-series is for use on clear LS-2 plastics only

Note: FUJIHARD HH3372U and FUJIHARD HH3401U were tested on LS-1 111 and LS-2 111 only.



Information on KUV-1000, KUV-2000, KUV-3000, KUV-4000, KUV-5000, KUV-6000 and KUV-9100 coatings may be obtained by writing:

KCC Corporation
 83 Mabook-Dong, Giheung-Gu
 Yongin-Si, Gyunggi-Do,
 South Korea
www.kccworld.co.kr

Note: KUV-3000, KUV-4000, KUV-5000, KUV-6000, and KUV-9100 were tested on Sabic LS1-111 and LS2-111 clear only.

Note: KUV-1000, and KUV-2000 is suitable for over 6.4 mm LS2-111 clear lenses only.

(Coating information continued on the next page)

MFR.	TRADE NAME AND FLOW FORMULATION	TYPE OF RESIN	NUMBER	COLOR
-------------	--	----------------------	---------------	--------------



**MITSUBISHI
CHEMICAL
GROUP**

Acryking F-328, Acryking K-101, Acryking PH-328, Acryking PH-350, Acryking PH-503, Acryking PH-511 or Acryking PH-700, Acryking PH-710, Acryking PH-720, Acryking PH-800, Acryking PH-800N5A and Acryking PH-930 coatings may be obtained by writing to the following address:

Mitsubishi Chemical Corporation
1-8 Marunouchi, 1-Chome
Chiyoda-Ku, Tokyo 100-8251
Japan
www.m-chemical.co.jp

Note: Acryking PH-350 was tested on LS-2 with clear lenses only

Note: Acryking PH-710 and Acryking PH-720 were tested on LS-1 and LS-2 with clear lenses only

Note: Acryking PH-511, Acryking PH-700, Acryking PH-800 and Acryking PH-800N5A were tested on LS-1-111 and LS-2-111

Note: LS-1-111J was tested with Acryking PH-710, Acryking PH-720, and Acryking PH-800 only.

Note: Acryking PH-930 was tested on Clear LS-1 111 and LS-2 111 only



Information on LHP100/LHC100, LHP100/AS4000, SHP300/SHC3000, SHP300/AS4000, SHP401/AS4000, SHP401/SHC4002, SHP470 with AS4700 topcoat, SHC6000, PHC 200, PHC587, PHC587B, PHC587C, PHC587C2, UVHC3000, UVHC3000CC, UVHC3000LS, UVHC3000K, UVHC3000K1, UVHC3000K-Z, UVHC3000K1-40, UVHC3000K1-50, UVHC3000KZ60,

UVHC5000, UVHC5000K, and UVHC5000K1 hard coats may be obtained by writing to the following address:

Momentive Performance Materials GmbH
Building V7
51368 Leverkusen
Germany

Momentive Performance Materials Inc.
260 Hudson River Road
Waterford, NY 12118
www.momentive.com

Note: UVHC5000 tested on LS1 and LS2 clear only



Information on MODIHARD 200S coatings may be obtained by writing to the following address:

NOF Corporation
Yebis Garden Place Tower 20-3, Ebisu 4-Chome
Shibuya-Ku, Tokyo 150-6019
Japan
www.nof.co.jp

Note: MODIHARD 200S is acceptable on SABIC LS-1 111 Clear in thicknesses 1.6 and 6.4 mm only

(Coating information continued on the next page)

MFR. **TRADE NAME AND**
FLOW FORMULATION **TYPE OF RESIN** **NUMBER** **COLOR**



Information on UVT200V1, UVT200V2, UVT200V3, UVT200V5, UVT610V1, UVT610V2, UVT610V3, UVT610V4, UVT610V5, UVT610V6, UVT610V7, UVT610V8, UVT820V1, UVT820V2, UVT820V3, UVT820V4, UVT820V5, UVT820V6, UVT820V7 and UVT820V8 coating may be obtained by writing to the following address:

Red Spot Paint & Varnish Co., Inc.
P.O. Box 418
Evansville, IN 47703-0418
www.redspot.com

Note: Red Spot UVT610V1, UVT610V2, UVT610V3, UVT610V4, UVT610V5, UVT610V6, UVT610V7, UVT610V8, UVT820V1, UVT820V2, UVT820V3, UVT820V4, UVT820V5, UVT820V6, UVT820V7 and UVT820V8 were tested on clear LS-1, and LS-2

Information on SH-2, SH-41, SH-50 and SH-51 hard coats may be obtained by writing to the following address:

Stanley Electric Co., Ltd.
2-9-13, Nakameguro,
Meguro-Ku, Tokyo 153
Japan
www.stanley.co.jp

Note: Stanley SH-51 tested on Sabic LS-2 clear only.

MFR.	TRADE NAME AND FLOW FORMULATION	TYPE OF RESIN	NUMBER	COLOR
-------------	--	----------------------	---------------	--------------



SABIC® PC ALS01
SABIC® PC ALS02
(coated only)

Polycarbonate

GC9AT

White Q

Saudi Kayan Petrochemical Co.

www.sabic.com

Coated Saudi Kayan Petrochemical Co. plastics were only tested with the following coatings applied to the molded lens.

Coating in Alphabetical Order and Corresponding Manufacturer

UVHC3000, UVHC3000CC, UVHC3000LS, UVHC3000K, UVHC3000K1, UVHC3000K-Z, UVHC3000K1-40, UVHC3000K1-50, UVHC3000KZ60, UVHC5000, UVHC5000K, and UVHC5000K1: See Momentive Performance Materials Inc.

UVT820V1, UVT820V2, UVT820V3, UVT820V4, UVT820V5, UVT820V6, UVT820V7 and UVT820V8: See Red Spot

Coating Manufacturer in Alphabetical Order



Information on UVHC3000, UVHC3000CC, UVHC3000LS, UVHC3000K, UVHC3000K1, UVHC3000K-Z, UVHC3000K1-40, UVHC3000K1-50, UVHC3000KZ60, UVHC5000, UVHC5000K, and UVHC5000K1 hard coats may be obtained by writing to the following address:

Momentive Performance Materials GmbH
Building V7
51368 Leverkusen
Germany

Momentive Performance Materials Inc.
260 Hudson River Road
Waterford, NY 12118
www.momentive.com

Note: UVHC3000, UVHC3000K, UVHC5000 and UVHC5000K tested on clear SABIC® PC ALS01 and SABIC® PC ALS02




PAINT & VARNISH COMPANY, INC.

Information on UVT820V1, UVT820V2, UVT820V3, UVT820V4, UVT820V5, UVT820V6, UVT820V7 and UVT820V8 coating may be obtained by writing to the following address:

Red Spot Paint & Varnish Co., Inc.
P.O. Box 418
Evansville, IN 47703-0418
www.redspot.com

Note: UVT820V1, UVT820V2, UVT820V3, UVT820V4, UVT820V5, UVT820V6, UVT820V7 and UVT820V8 were tested on clear SABIC® PC ALS01 and SABIC® PC ALS02

<u>MFR.</u>	<u>TRADE NAME AND FLOW FORMULATION</u>	<u>TYPE OF RESIN</u>	<u>NUMBER</u>	<u>COLOR</u>
	SABIC® PMMA 20HR SABIC® PMMA 23SP	Polymethyl Methacrylate (PMMA)	0900	Clear

Saudi Methacrylates Company (SAMAC)

www.sabic.com



Q-Lab Test Services

- ▶ Florida & Arizona Outdoor Exposures
- ▶ Accelerated Laboratory Testing
- ▶ Evaluations



Weathering & Outdoor Climatic Testing

If you're concerned about your product's appearance or functional performance in the outdoor environment, you're not alone. Sunlight, heat, and moisture cause billions of dollars in product damage every year. A proper weathering testing program can help you anticipate and prevent a variety of potential product failures, meet durability specifications, and preserve your reputation for quality.

Will your product last outdoors? Don't guess when you can test!



WHY TEST?

Reliable weathering and corrosion data can help you:

- > Avoid unexpected product failures
- > Make the best material selection decisions
- > Validate new or less-expensive materials or additives
- > Improve your competitive advantage
- > Warranty your product's lifetime with confidence

Natural outdoor weathering and corrosion testing give the most realistic prediction of product performance. Accelerated testing, available both outdoors and in the laboratory, gives faster results but with some uncertainty about its accuracy. Many companies combine both approaches to ensure reliable results in the shortest time possible.

WHY CHOOSE Q-LAB?

Experienced and Reliable

Q-Lab provides the highest-quality weathering testing services. Our first natural weathering site opened in 1959. Today, our scientists and engineers participate and offer leadership in ISO, ASTM, IEC, GB, and numerous other professional organizations in creating standardized test methods and procedures.

Instant Credibility

When Q-Lab does your testing, the results have instant credibility with your customers and colleagues. Q-Lab conducts all exposure tests and evaluations in accordance with appropriate test methods from ASTM, ISO, BSI, DIN, JIS, SAE, GB, and other recognized organizations and is accredited by AMECA and AAMA.

Cost-Effective

Q-Lab's state-of-the-art test services are available at a surprisingly affordable price. In many cases, it is less costly to test with Q-Lab than to set up and run tests yourself.

Best Test Sites, Best Technology

South Florida and Arizona, where Q-Lab does most of its outdoor testing, have been recognized for over a century as harsh climates for product testing. If your products perform well in these benchmark locations, they will perform well just about anywhere. Q-Lab uses the most trusted accelerated weathering and corrosion technologies, used by thousands of companies in dozens of industries.



Natural Outdoor Testing

Location is everything. About one hundred years ago, companies in the paint and automotive industries realized that environmental conditions in South Florida and the Arizona desert were the harshest on their products. Several companies operated their own test sites in these locations, and they used what they learned to make their products durable enough to ensure generations of satisfied customers. Today, much of this testing has been consolidated at Q-Lab's sites in Florida and Arizona. Companies around the globe trust Q-Lab to perform their outdoor product testing.

FLORIDA

The subtropical climate of the Miami area has the perfect year-round combination of abundant sunlight, warm temperatures, and plentiful water. Sunshine during the summer months in Miami is quite similar to that of northern temperate regions. However, in the winter the difference is dramatic. The key point is that it is the same sun—just more of it, and for a longer duration each year. The same holds true for temperature, rainfall, dew, and humidity.

The result of this perfect combination of environmental factors is that exposures at Q-Lab Florida are accelerated compared to temperate climates. One year of Florida sunshine can produce the same weathering effects on materials as several years of weathering in most major markets around the world. Specimens that can withstand the sunlight, heat, and water in south Florida can be expected to be durable in most locations around the world.

SOUTH FLORIDA IS PERFECT FOR TESTING:

- > Sunlight (UV) stability
- > Moisture sensitivity
- > Mildew/mold resistance
- > Surface erosion
- > High-temperature resistance
- > Thermal shock response
- > Corrosion behavior
- > Moisture ingress
- > Acid rain resistance

THE GLOBAL BENCHMARK

Q-Lab Florida has more specimens on test than any other outdoor weathering facility in the world.





DESERT TESTING

Arizona features even hotter temperatures and higher levels of sunlight than Florida.

ARIZONA

Arizona's desert climate is characterized by intense sunlight, very high temperatures, minimal rainfall, and very low humidity. Arizona desert exposures provide a different – in some ways harsher – exposure environment than Florida subtropical tests. Compared with Florida, Arizona is much hotter and receives about 15-20% more annual total solar and UV energy. Arizona experiences large day to night temperature variations, about 17 °C (31 °F) on average. Arizona receives little annual rainfall and has low atmospheric moisture overall. Specimens tested in the Arizona desert can be expected to have superior resistance to sunshine and elevated temperatures.

ARIZONA DESERT IS PERFECT FOR TESTING:

- > Sunlight (UV) stability
- > Heat aging effects
- > Thermal expansion stress resistance
- > Heat deflection and distortion
- > Material durability in low humidity environments

OHIO

Northeast Ohio has a Northern Temperate climate, meaning it experiences four true seasons during the year. Outdoor specimens are subject to a range of exposures to UV light, temperature, and water, including regular freeze/thaw cycles during the winter.

Although Northeast Ohio testing will generally not attain the acceleration of natural outdoor testing in Florida or Arizona, it does deliver conditions experienced by much of the population of the United States and the rest of the world.

Some industries include a benchmark Northern Temperate climate in their certification programs, in addition to Florida and Arizona, to ensure a fully comprehensive program for natural weathering. Ohio is ideal for meeting these requirements.





Accelerated Laboratory Testing

Q-Lab offers a full range of accelerated laboratory weathering and corrosion testing services at our fully-equipped facilities in Florida and Germany. Q-Lab can perform most testing that utilizes xenon arc, fluorescent UV, salt spray, or cyclic corrosion chambers. Contract testing at Q-Lab is an ideal solution for companies that:

- > Have a short-term need for testing but aren't ready to invest in facilities and equipment
- > Need additional testing capacity that the in-house lab can't accommodate
- > Have a special project with a new test cycle that can't be performed in-house
- > Need third-party verification of test results

STANDARD & CUSTOM EXPOSURES

Tests and evaluations are performed to appropriate ASTM, ISO, EN, DIN, JIS, SAE, GB, AATCC, or other standard procedures.

Visit Q-Lab.com/standards or contact Q-Lab to discuss a particular standard.

We can also perform custom exposures to meet your individual testing needs. **More on page 13.**

TWO LABS, ONE STANDARD OF QUALITY

- > Homestead, Florida USA
- > Saarbrücken, Germany

Both locations follow the ISO 17025 accredited Quality System, ensuring the best care for your projects.



Homestead, Florida USA



Saarbrücken, Germany



RAPID RESULTS

Xenon arc test chambers are used to test colorants in paints and plastics.

TYPES OF ACCELERATED TESTS



XENON ARC WEATHERING

For weathering tests that require full sunlight simulation, the **Q-SUN** xenon arc weathering chamber can perform a variety of methods from the automotive, textile, building material, paint, plastics, personal care, or other industries. Xenon arc instruments are usually the best choice for applications where color change is the primary failure mode of concern.



FLUORESCENT UV WEATHERING

When changes to physical properties of polymeric materials are the concern, the **QUV** accelerated weathering tester is an effective tool for comparative testing. Fluorescent UV lamps match the most damaging portion of the sunlight spectrum (UVA and UVB), reproduce degradation from germicidal treatments (UVC), or simulate indoor environments (Cool White).



SALT SPRAY/ CYCLIC CORROSION

Q-FOG cyclic corrosion chambers can perform any test from simple salt spray to tests with precise control of RH and moisture transitions, which is required by most OEM automotive standards. In addition, certain models can also perform demanding modern test protocols like CASS and JASO M609.



Q-TRAC Natural Sunlight Concentrator Testing

Faster test, natural environment. Accelerated outdoor materials testing using a Q-TRAC natural sunlight concentrator delivers the benefits of testing in a natural outdoor environment while at the same time amplifying the sunlight and heat delivered to specimens. This testing is especially useful for highly-durable materials with long expected lifetimes.

SUPER-FAST RESULTS FROM NATURAL SUNLIGHT

The Q-TRAC delivers the same amount of damaging ultraviolet energy in just one year as specimens would experience in five years of Florida sunlight. Like other accelerated tests, sunlight concentrator testing allows products to be brought to market faster, but the Q-TRAC uses natural sunlight to reduce further the risk of generating erroneous test results. In this way, the Q-TRAC delivers dual benefits – the realism of natural exposures and the speed of accelerated laboratory tests.

Q-TRAC IS PERFECT FOR TESTING:

- > Roofing
- > Coil coatings
- > Fluoropolymers
- > Geosynthetics
- > Powder coatings
- > Building materials
- > Industrial coatings
- > Hardboard coatings

ONLY IN ARIZONA

Q-TRAC testing requires a high proportion of direct beam sunlight and low cloud cover that exists only in very dry environments.



ENHANCED SUNLIGHT WITH CONCENTRATING MIRRORS


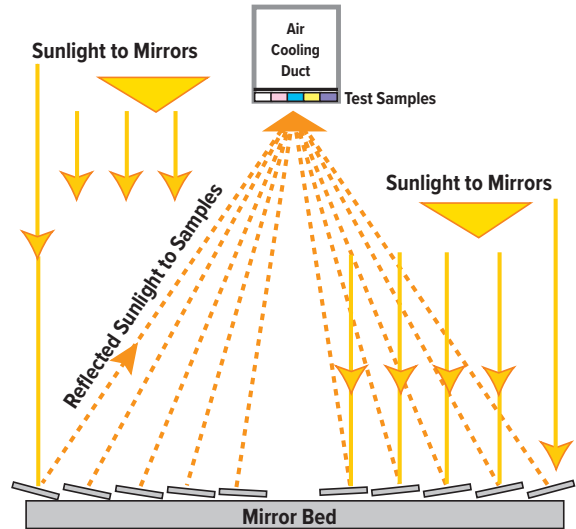
The Q-TRAC system uses an array of 10 flat mirrors to reflect and concentrate natural sunlight onto the test specimens. It further maximizes the exposure by automatically tracking the sun throughout the day in both azimuth (horizontal) and elevation (vertical).

Q-TRAC WATER SPRAY & SPECIAL APPLICATIONS

Water spray during the night time can simulate the time of wetness experienced in Florida, and during the day it can simulate thermal shock associated with rain bursts. During night-time wetting, specimens are oriented facing upward to give increased wetness and realism compared to original natural sunlight concentrator testing. Q-Lab also offers temperature-controlled Q-TRAC testing for more heat-sensitive specimens.

Several standardized cycles—including desert, freeze/thaw, and spray are available to test different materials and end-use application. Standards include:

- > ASTM G90
- > ASTM D4141
- > ASTM D4364
- > ASTM D5105
- > ASTM D5722
- > SAE J1961
- > SAE J576
- > ISO 877-3
- > AAMA 623, 624 and 625



Automotive Interior Testing

Accelerated testing to simulate behind-glass environments. Interior components in automobiles and other behind-glass environments can experience higher temperatures than materials in service outdoors. AIM box testing delivers high temperatures in combination with natural sunlight behind window glass for fast, realistic testing.

AIM BOX

An Automotive Interior Materials (AIM) box is an under-glass enclosure that simulates the sunlight and heat found inside an automobile. Although this technology was developed for the automotive industry, it can be very effective for many applications where glass-filtered sunlight and heat are important stressors, such as building window assemblies and electrical enclosures.

Key test standards for AIM box testing include GMW 14873, GMW 16717, GMW 3417, GM 2617M, GM 3619M, GM 7454M, GM 7455M, GM 9538P, Ford DVM 0020, and ASTM G201.

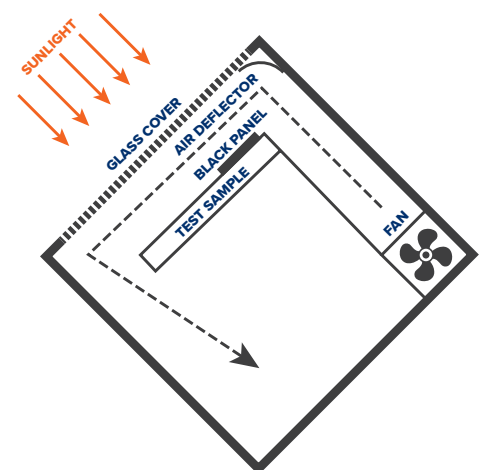
DEGRADATION MODES PRODUCED IN AIM BOX TESTING:

- > Color change
- > Cracking
- > Peeling
- > Oxidation
- > Heat deflection
- > Tackiness

REALISTIC SIMULATION

Testing automotive interiors can be different from testing other materials because air temperatures inside a vehicle can far exceed the temperature outside it. Materials can reach 100 °C or more in warmer climates. Furthermore, the light that reaches internal components is filtered by automotive glass, making it different from natural outdoor sunlight.

The AIM box uses tempered glass - clear or laminated - to simulate the sunlight spectrum experienced inside a car. In addition, a black panel thermometer continuously monitors the environment inside the box. A cooling fan and curtain are used to ensure that specimens are maintained at precise and realistic temperatures.





HIGH TEMPERATURE TESTING

Automotive instrument and dashboard panels are commonly tested in AIM boxes.

ACCELERATION

The AIM box in Arizona can perform precision azimuth tracking of the sun throughout the day. This boosts the total amount of solar radiation reaching the specimens for faster results without sacrificing accuracy.

TRUE AIM BOX

To increase the total amount of solar radiation exposure, Q-Lab's proprietary new TRUE (Tracking Reflecting Ultra Exposure) AIM box uses highly reflective mirrors and dual-axis tracking (azimuth and elevation) to focus more sunlight into the box interior. This technique approximately doubles the total sunlight received every day.



Standard Outdoor Exposures

True benchmarking via standardized testing. Natural outdoor testing according to international test standards gives improved consistency of results from test to test. Having a library of outdoor test data according to recognized test standards gives the best estimate for a product's service life and serves as an excellent basis for comparison to accelerated laboratory testing.

DIRECT EXPOSURE (ASTM G7, ASTM D1435)

Specimens can be securely mounted at a variety of angles for direct exposure to the sun. Various backing techniques are available to simulate the thermal environment of the specimen's intended service application. Plywood backing raises temperatures, while open- or mesh-backed specimens receive maximum natural air flow for cooler temperatures.



UNDER GLASS (ASTM G24, ISO 877-2)

These exposures are used to test interior-use materials, such as textiles and printing inks. Specimens are behind 3 mm window glass which will filter out short-wavelength (UVB) light. Exposures are typically at a 45° or 5° angle from horizontal.



BLACK BOX (ASTM D4141, GMW 14873)

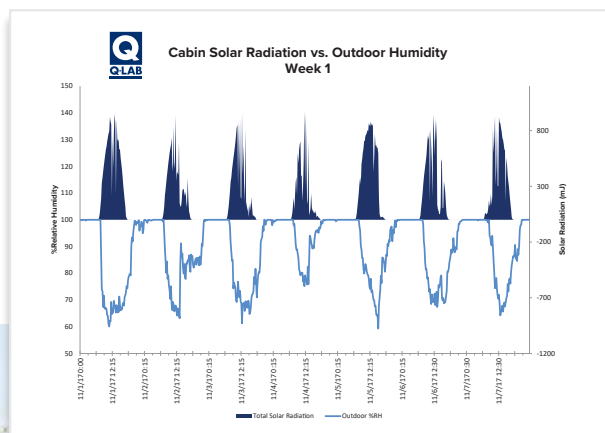
These tests reproduce conditions found on the horizontal surfaces of a vehicle, including higher temperatures and longer wet times. Under glass black box exposures are used to test automotive interior materials or other applications that experience similar conditions.



Other standard outdoor exposure test methods are available, including salt-accelerated, outdoor acid etch, and mildew-enhanced weathering.

Custom Tests & Special Projects

If you need a specialized test for a component, assembly, or complete product, Q-Lab can customize a test program to identify any problem areas quickly. Do you need to measure the temperature profile of multiple areas of your product throughout the day? Or design a test that accurately simulates your product's end use? Whatever your need, our experts can design a customized test solution to fit your budget.



Outdoor weathering testing in a replicated end use environment, like the shed shown above, can demonstrate interactions between components and give a more realistic representation of outdoor product durability.

DETAILED DATA ACQUISITION

Q-Lab can instrument your product to capture the data most important to you, and we always take care to protect confidentiality.



Evaluations & Physical Testing

Exposing your products or materials is only half of the equation. Measuring how they degrade over time is the other half. Q-Lab's engineers and technicians are worldwide experts at identifying and quantifying how your materials change when exposed to weathering or corrosion tests. We have many tools at our disposal to tell you nearly everything you need to know about your product's performance.

VISUAL EVALUATIONS

Visual evaluations detail all defects observed, such as cracking/checking, blistering, chalking, dirt retention, flaking, mildew growth, surface rust, or color change, according to standardized rating scales.

Q-Lab technicians are highly trained and experienced experts in the field of evaluation techniques and reporting scales. Many are actively involved in the organizations that create and maintain the standards relied upon by labs around the world.

COLOR & GLOSS MEASUREMENTS

Instrumental measurements of appearance and surface characteristics include gloss, distinctness of image, and color. These are used in place of or in addition to visual ratings, and are required by many standards. The science of color and appearance measurement can be very complex, and Q-Lab's experts can guide you through your options to ensure you get the correct data for your needs.



Color & Gloss



Mechanical



Photography



VISUAL EVALUATIONS

All visual ratings are made under standard lighting conditions to provide accurate, repeatable results.

MECHANICAL TESTS

Mechanical tests on physical properties are necessary for many products and materials. They include:

- > Drop impact
- > Pencil hardness
- > Tape adhesion
- > Mandrel bend & elongation
- > Tensile strength & elongation
- > Shear & peel adhesion
- > Gravelometer stone chip impact
- > Taber abrasion

PHOTOGRAPHY & SPECIAL HANDLING

A complete test program often includes other special services or handling. Common services include washing, polishing, scribing, and specimen weighing. Q-Lab can also photograph weathering and corrosion changes, which requires special lighting skills and equipment.



OUR GLOBAL NETWORK

We are committed to provide world-class technical, sales, and repair support in each of the over 60 countries in which we operate. Visit [Q-Lab.com/support](https://www.q-lab.com/support) for contact information specific to your location and inquiry type.

GLOBAL HEADQUARTERS

WESTLAKE, OH USA
info@q-lab.com
+1-440-835-8700

Q-LAB EUROPE, LTD.

BOLTON, ENGLAND
info.eu@q-lab.com
+44-1204-861616

Q-LAB DEUTSCHLAND GMBH

SAARBRÜCKEN, GERMANY
info.de@q-lab.com
+49-681-857470

Q-LAB CHINA

SHANGHAI, CHINA
info.cn@q-lab.com
+86-21-5879-7970

Q-LAB FLORIDA

HOMESTEAD, FL USA
testing@q-lab.com
+1-305-245-5600

Q-LAB ARIZONA

BUCKEYE, AZ USA
testing@q-lab.com
+1-623-386-5140

<u>MFR.</u>	<u>TRADE NAME AND FLOW FORMULATION</u>	<u>TYPE OF RESIN</u>	<u>NUMBER</u>	<u>COLOR</u>
Samyang Corporation www.samyang.com (coated or uncoated)	TRIEX 3022L1	Polycarbonate	100	Clear \$#
	TRIEX 3022L2		R112	Red \$
	TRIEX 3022L3		R212	Red \$
			R312	Red \$
			A115	Yellow \$
			A212	Yellow \$
			A307	Yellow \$
		A412	Yellow \$	

Coated Sam Yang Corporation plastics are only acceptable with the coatings listed below when properly applied to the molded lens.

Coating in Alphabetical Order and Corresponding Manufacturer

Acryking F-328, Acryking K-101, or Acryking PH-503 hard coats: See Mitsubishi Chemical Corporation

KUV-3000, KUV-4000, KUV-5000, KUV-9000: See KCC Corporation.

LHP100/LHC100, LHP100/AS4000: See Momentive Performance Materials Inc. SHP401/AS4000,

SHP401/SHC4002 hard coats: See Momentive Performance Materials Inc. UVHC3000, UVHC3000K, UVHC5000 and UVHC5000K: See Momentive Performance Materials Inc.

Note: UVHC3000 and UVHC3000K series coatings were tested on TRIEX 3022L1 all had less than 7% haze and are designated by the # mark

UVT200, UVT610V1, UVT610V2, UVT610V3, UVT610V4, UVT610V5, UVT610V6, UVT610V7 and UVT610V8 coating: See Red Spot

UVT820V1, UVT820V2, UVT820V3, UVT820V4, UVT820V5, UVT820V6, UVT820V7 and UVT820V8.: See Red Spot.

Note: UVT610V and UVT820V series coatings all had less than 7% haze and are designated by the # mark.

Coating Manufacturer in Alphabetical Order

Information on KUV-3000, KUV-4000, KUV-5000, KUV-9100 coatings may be obtained by writing:



KCC Corporation
83 Mabook-Dong, Giheung-Gu
Yongin-Si, Gyeonggi-Do South Korea
www.kccworld.co.kr

Note: KUV-3000, KUV-4000, KUV-5000 and KUV-9100 were tested on clear Trirex3022L1 only

(Coating information continued on the next page)

<u>MFR.</u>	<u>TRADE NAME AND FLOW FORMULATION</u>	<u>TYPE OF RESIN</u>	<u>NUMBER</u>	<u>COLOR</u>
-------------	--	----------------------	---------------	--------------



Information on LHP100/LHC100, LHP100/AS4000, SHP401/AS4000, SHP401/SHC4002, UVHC3000, UVHC3000K, UVHC5000 and UVHC5000K hard coats may be obtained by writing to the following address:

Momentive Performance Materials GmbH
 Materials Inc. Building V7
 51368 Leverkusen
 Germany

Momentive Performance
 260 Hudson River Road
 Waterford, NY 12118
www.momentive.com

Note: UVHC3000, UVHC3000K, UVHC5000 and UVHC5000K tested on Trirex 3022L1 only.



Information on Mitsubishi Chemical Corporation Acryking F-328, Acryking K-101 and Acryking PH-503 coatings may be obtained by writing to the following address:

Mitsubishi Chemical Corporation
 1-1 Marunouchi 1-Chome
 Chiyoda-Ku Tokyo 100-8251
 Japan
www.m-chemical.co.jp



Information on UVT200 and UVT610V1, UVT610V2, UVT610V3, UVT610V4, UVT610V5, UVT610V6, UVT610V7, UVT610V8 UVT820V1, UVT820V2, UVT820V3, UVT820V4, UVT820V5, UVT820V6, UVT820V7 and UVT820V8. coatings may be obtained by writing to the following address:

Red Spot Paint & Varnish Co., Inc.
 P.O. Box 418
 Evansville, IN 47703-0418
www.redspot.com

Note: UVT610V and UVT820V series coatings all had less than 7% haze and are designated by the # mark.

Note: UVT610V and UVT820V series coatings were tested on Trirex 3022L1 clear only.

<u>MFR.</u>	<u>TRADE NAME AND FLOW FORMULATION</u>	<u>TYPE OF RESIN</u>	<u>NUMBER</u>	<u>COLOR</u>
Sumitomo Chemical Co., Ltd. www.sumitomo-chem.co.jp	SUMIPEX HT	Polymethyl	R004	Clear
	SUMIPEX MG	Methacrylate	R006	Clear
	SUMIPEX MH		011	Clear
	SUMIPEX MHF		012	Clear
	SUMIPEX MHG		014	Clear
	SUMIPEX MH-EXTRA		0151	Clear
	SUMIPEX MM		0152	Clear
	SUMIPEX ME		0153	Clear
	SUMIPEX TR		0154	Clear
	SUMIPEX MH5		0155	Clear
	SUMIPEX EPE		0161	Clear
	SUMIPEX EPM		0162	Clear
	SUMIPEX K203		0163	Clear
	SUMIPEX K610		0164	Clear
	SUMIPEX EP		0165	Clear
	SUMIPEX HTaabS		0195	Clear
			0999	Clear
		418(RR)	Red	
		4052	Red	
Note: SUMIPEX K202 is now known as SUMIPEX EPM		4092	Red	
Note: SUMIPEXMHR is now known as SUMIPEX MH-EXTRA		4152	Red	
Note: SUMIPEX MT is now known as SUMIPEX ME		4162	Red	
Note: SUMIPEX K206 is now known as SUMIPEX EP		4172	Red	
Note: For SUMIPEX HTaabS, the following numbers are inserted		4182	Red	
aaa: 001-999/b:0-9 or hidden, S=Q~W		4184	Red	
Note: SUMIPEX HTaabS is only listed in clear		4312	Red	
Note: SUMIPEX HTaabS is only listed for lenses with thickness		4312-1	Red	
of 1.6 mm to 3.2 mm		4314	Red	
Note: Color 4998 in thickness over 3.2mm is not for use in front a reflex		4322	Red	
reflector or as a reflex reflector		4332	Red	
Note: Color 0999 is only available in thickness 6.4 mm and above		4334	Red	
		4401	Red	
		4402	Red	
		4403	Red	
		4404	Red	
		4901	Red	
		4902	Red	
		4903	Red	
		4904	Red	
		4906	Red	
		4911	Red	
		4912	Red	
		4913	Red	
		4915	Red	
		4998	Red	
		4999	Red	
		3101	Yellow	
		3111	Yellow	
		3121	Yellow	
		3131	Yellow	
		3231	Yellow	
		3232	Yellow	
		3311	Yellow	
		3321	Yellow	

<u>MFR.</u>	<u>TRADE NAME AND FLOW FORMULATION</u>	<u>TYPE OF RESIN</u>	<u>NUMBER</u>	<u>COLOR</u>
Sumitomo	SUMIPEX HT	Polymethyl	3331	Yellow
Chemical	SUMIPEX MG	Methacrylate	3421	Yellow
Co., Ltd.	SUMIPEX MH		3901	Yellow
	SUMIPEX MHF		3902	Yellow
www.sumitomo-chem.co.jp	SUMIPEX MHG		3904	Yellow
	SUMIPEX MH-EXTRA		3906	Yellow
	SUMIPEX MM		3910	Yellow
	SUMIPEX ME		3911	Yellow
	SUMIPEX TR		3914	Yellow
	SUMIPEX MH5		3916	Yellow
	SUMIPEX EPE		3917	Yellow
	SUMIPEX EPM		3918	Yellow
	SUMIPEX K203		3925	Yellow
	SUMIPEX K610		9001	Gray
	SUMIPEX EP		9002	Gray
	SUMIPEX HTaaabS		9003	Gray
			9004	Gray
			9005	Gray
			9007	Gray
			9175	Gray
Note: SUMIPEX K202 is now known as SUMIPEX EPM			9176	Gray
Note: SUMIPEX MHR is now known as SUMIPEX MH-EXTRA			9177	Gray
Note: SUMIPEX MT is now known as SUMIPEX ME			9178	Gray
Note: SUMIPEX K206 is now known as SUMIPEX EP			9179	Gray
Note: For SUMIPEX HTaaabS, the following numbers are inserted			9180	Gray
aaa: 001-999/b:0-9 or hidden, S=Q~W			9181	Gray
Note: SUMIPEXHTaaabS is only listed in clear			9182	Gray
Note: SUMIPEX HTaaabS is only listed for lenses with thickness of 1.6 mm-3.2 mm			9183	Gray
Note: Color 4998 in thickness over 3.2mm is not for use in front a reflex reflector or as a reflex reflector			9184	Gray
			9185	Gray
Note: Color 0999 is only available in thickness 6.4 mm and above			9186	Gray
			9187	Gray
			9188	Gray
			9189	Gray
			9191	Gray
			9260	Brown
			9261	Brown
			9262	Brown
			9263	Brown
			9265	Brown

<u>MFR.</u>	<u>TRADE NAME AND FLOW FORMULATION</u>	<u>TYPE OF RESIN</u>	<u>NUMBER</u>	<u>COLOR</u>
Sumitomo	SUMIPEX HT	Polymethyl	R004	Clear
Chemical	SUMIPEX MG	Methacrylate	R006	Clear
Asia	SUMIPEX MH		011	Clear
PTE Ltd.	SUMIPEX MHF		012	Clear
	SUMIPEX MHG		014	Clear
http://sumitomo-chem.com.sg	SUMIPEX MH-EXTRA		0151	Clear
	SUMIPEX MM		0152	Clear
	SUMIPEX ME		0153	Clear
	SUMIPEX TR		0154	Clear
	SUMIPEX MH5		0155	Clear
	SUMIPEX EPE		0161	Clear
	SUMIPEX EPM		0162	Clear
	SUMIPEX K203		0163	Clear
	SUMIPEX K610		0164	Clear
	SUMIPEX EP		0165	Clear
	SUMIPEX HTaaabS		0195	Clear
			0999	Clear
			418(RR)	Red
			4052	Red
Note: SUMIPEX K202 is now known as SUMIPEX EPM			4092	Red
Note: SUMIPEX MHR is now known as SUMIPEX MH-EXTRA			4152	Red
Note: SUMIPEX MT is now known as SUMIPEX ME			4162	Red
Note: SUMIPEX K206 is now known as SUMIPEX EP			4172	Red
Note: For SUMIPEX HTaaabS, the following numbers are inserted			4182	Red
aaa: 001-999/b:0-9 or hidden, S=Q~W			4184	Red
Note: SUMIPEX HTaaabS is only listed in clear			4312	Red
Note: SUMIPEX HTaaabS is only listed for lenses with thickness of			4312-1	Red
1.6 mm-3.2 mm			4314	Red
Note: Color 4998 in thickness over 3.2mm is not for use in front a reflex			4322	Red
reflector or as a reflex reflector			4332	Red
Note: Color 0999 is only available in thickness 6.4 mm and above			4334	Red
			4401	Red
			4402	Red
			4403	Red
			4404	Red
			4901	Red
			4902	Red
			4903	Red
			4904	Red
			4906	Red
			4911	Red
			4912	Red
			4913	Red
			4915	Red
			4998	Red
			4999	Red
			3101	Yellow
			3111	Yellow
			3121	Yellow
			3131	Yellow
			3231	Yellow
			3232	Yellow
			3311	Yellow
			3321	Yellow
			3331	Yellow
			3421	Yellow
			3901	Yellow
			3902	Yellow
			3904	Yellow
			3906	Yellow
			3910	Yellow

<u>MFR.</u>	<u>TRADE NAME AND FLOW FORMULATION</u>	<u>TYPE OF RESIN</u>	<u>NUMBER</u>	<u>COLOR</u>
Sumitomo	SUMIPEX HT	Polymethyl	3911	Yellow
Chemical	SUMIPEX MG	Methacrylate	3914	Yellow
Asia	SUMIPEX MH		3916	Yellow
PTE., Ltd.	SUMIPEX MHF		3917	Yellow
	SUMIPEX MHG		3918	Yellow
http://sumitomo-chem.com.sg	SUMIPEX MH-EXTRA		3925	Yellow
	SUMIPEX MM		9001	Gray
	SUMIPEX ME		9002	Gray
	SUMIPEX TR		9003	Gray
	SUMIPEX MH5		9004	Gray
	SUMIPEX EPE		9005	Gray
	SUMIPEX EPM		9007	Gray
	SUMIPEX K203		9175	Gray
	SUMIPEX K610		9176	Gray
	SUMIPEX EP		9177	Gray
	SUMIPEX HTaaabS		9178	Gray
			9179	Gray
Note: SUMIPEX K202 is now known as SUMIPEX EPM			9180	Gray
Note: SUMIPEX MHR is now known as SUMIPEX MH-EXTRA			9181	Gray
Note: SUMIPEX MT is now known as SUMIPEX ME			9182	Gray
Note: SUMIPEX K206 is now known as SUMIPEX EP			9183	Gray
Note: For SUMIPEX HTaaabS, the following numbers are inserted			9184	Gray
aaa: 001-999/b:0-9 or hidden, S=Q~W			9185	Gray
Note: SUMIPEX HTaaabS is only listed in clear			9186	Gray
Note: SUMIPEX HTaaabS is only listed for lenses with thickness of			9187	Gray
1.6 mm-3.2 mm			9188	Gray
Note: Color 4998 in thickness over 3.2mm is not for use in front a reflex			9189	Gray
reflector or as a reflex reflector			9191	Gray
Note: Color 0999 is only available in thickness 6.4 mm and above			9260	Brown
			9261	Brown
			9262	Brown
			9263	Brown
			9265	Brown

<u>MFR.</u>	<u>TRADE NAME AND FLOW FORMULATION</u>	<u>TYPE OF RESIN</u>	<u>NUMBER</u>	<u>COLOR</u>
Sumitomo	SUMIPEX HT	Polymethyl	R004	Clear
Chemical	SUMIPEX MG	Methacrylate	R006	Clear
Europe	SUMIPEX MH		011	Clear
S.A./N.V.	SUMIPEX MHF		012	Clear
	SUMIPEX MHG		014	Clear
www.sumitomo-chem.be	SUMIPEX MH-EXTRA		0151	Clear
	SUMIPEX MM		0152	Clear
	SUMIPEX ME		0153	Clear
	SUMIPEX TR		0154	Clear
	SUMIPEX MH5		0155	Clear
	SUMIPEX EPE		0161	Clear
	SUMIPEX EPM		0162	Clear
	SUMIPEX K203		0163	Clear
	SUMIPEX K610		0164	Clear
	SUMIPEX EP		0165	Clear
	SUMIPEX HTaaabS		0195	Clear
			0999	Clear
			418(RR)	Red
			4052	Red
Note: SUMIPEX K202 is now known as SUMIPEX EPM			4092	Red
Note: SUMIPEX MHR is now known as SUMIPEX MH-EXTRA			4152	Red
Note: SUMIPEX MT is now known as SUMIPEX ME			4162	Red
Note: SUMIPEX K206 is now known as SUMIPEX EP			4172	Red
Note: For SUMIPEX HTaaabS, the following numbers are inserted			4182	Red
aaa: 001-999/b:0-9 or hidden, S=Q~W			4184	Red
Note: SUMIPEX HTaaabS is only listed in clear			4312	Red
Note: SUMIPEX HTaaabS is only listed for lenses with thickness of			4312-1	Red
thickness of 1.6mm-3.2 mm			4314	Red
Note: Color 4998 in thickness over 3.2mm is not for use in front a reflex			4322	Red
reflector or as a reflex reflector			4332	Red
Note: Color 0999 is only available in thickness 6.4 mm and above			4334	Red
			4401	Red
			4402	Red
			4403	Red
			4404	Red
			4901	Red
			4902	Red
			4903	Red
			4904	Red
			4906	Red
			4911	Red
			4912	Red
			4913	Red
			4915	Red
			4998	Red
			4999	Red
			3101	Yellow
			3111	Yellow
			3121	Yellow
			3131	Yellow
			3231	Yellow
			3232	Yellow
			3241	Yellow
			3311	Yellow

<u>MFR.</u>	<u>TRADE NAME AND FLOW FORMULATION</u>	<u>TYPE OF RESIN</u>	<u>NUMBER</u>	<u>COLOR</u>
			3321	Yellow
			3331	Yellow
Sumitomo	SUMIPEX HT	Polymethyl	3421	Yellow
Chemical	SUMIPEX MG	Methacrylate	3901	Yellow
Europe	SUMIPEX MH		3902	Yellow
S.A./N.V.	SUMIPEX MHF		3904	Yellow
	SUMIPEX MHG		3910	Yellow
www.sumitomo-chem.be	SUMIPEX MH-EXTRA		3911	Yellow
	SUMIPEX MM		3914	Yellow
	SUMIPEX ME		3916	Yellow
	SUMIPEX TR		3917	Yellow
	SUMIPEX MH5		3918	Yellow
	SUMIPEX EPE		3925	Yellow
	SUMIPEX EPM		9001	Yellow
	SUMIPEX K203		9002	Gray
	SUMIPEX K610		9003	Gray
	SUMIPEX EP		9004	Gray
	SUMIPEX HTaaabS		9005	Gray
			9007	Gray
			9175	Gray
Note: SUMIPEX K202 is now known as SUMIPEX EPM			9176	Gray
Note: SUMIPEX MHR is now known as SUMIPEX MH-EXTRA			9177	Gray
Note: SUMIPEX MT is now known as SUMIPEX ME			9178	Gray
Note: SUMIPEX K206 is now known as SUMIPEX EP			9179	Gray
Note: For SUMIPEX HTaaabS, the following numbers are inserted			9180	Gray
aaa: 001-999/b:0-9 or hidden, S=Q~W			9181	Gray
Note: SUMIPEX HTaaabS is only listed in clear			9182	Gray
Note: SUMIPEX HTaaabS is only listed for lenses with thickness			9183	Gray
of 1.6 mm-3.2 mm			9184	Gray
Note: Color 4998 in thickness over 3.2mm is not for use in front a reflex			9185	Gray
reflector or as a reflex reflector			9186	Gray
Note: Color 0999 is only available in thickness 6.4 mm and above			9187	Gray
			9188	Gray
			9189	Gray
			9191	Gray
			9260	Brown
			9261	Brown
			9262	Brown
			9263	Brown
			9265	Brown

<u>MFR.</u>	<u>TRADE NAME AND FLOW FORMULATION</u>	<u>TYPE OF RESIN</u>	<u>NUMBER</u>	<u>COLOR</u>
Sumika	SD POLYCA™ 303-10	Polycarbonate	30003	White \$
Polycarbonate Ltd.	SD POLYCA™ 303-30		30004	White \$
	(coated or uncoated)		160039	Red \$
			150038	Yellow \$

www.scpc.jp

Formerly Sumika Stylon Polycarbonate Limited

Coated Sumika Polycarbonate Limited plastics are only acceptable with the coatings listed below when properly applied to the molded lens.

Coating in Alphabetical Order and Corresponding Manufacturer

FUJIHARD HH9986U-N3, FUJIHARD HH9986U-N5, FUJIHARD HH9986U-N7, FUJIHARD HH3035U-3, and FUJIHARD HH2551U, FUJIHARD HH2551U-1, FUJIHARD HH2551U-2, FUJIHARD HH2551U-3: See Fujikura Kasei Co., Ltd.

Coating Manufacturer in Alphabetical Order



FUJIKURA KASEI

Information on FUJIHARD HH9986U-N3, FUJIHARD HH9986U-N5, FUJIHARD HH9986U-N7 and FUJIHARD HH2551U, FUJIHARD HH2551U-1, FUJIHARD HH2551U-2, FUJIHARD HH2551U-3 coatings may be obtained by writing to the following address:

Fujikura Kasei Co., Ltd.
 6-15 Shibakoen 2-Chome
 Minato-Ku, Tokyo, 105-0011
 Japan
www.fkkasei.co.jp

<u>MFR.</u>	<u>TRADE NAME AND FLOW FORMULATION</u>	<u>TYPE OF RESIN</u>	<u>NUMBER</u>	<u>COLOR</u>
Sumika	SD POLYCA™ SD2133V	Polycarbonate	AA059	White \$
Polycarbonate Ltd.	SD POLYCA™ SD2143V (Coated only) -	Polycarbonate	AA087	White \$

www.scpc.jp

Formerly Sumika Stylon Polycarbonate Limited

Coated Sumika Polycarbonate Ltd. plastics are only acceptable with the coatings listed below when properly applied to the molded lens.

Coating in Alphabetical Order and Corresponding Manufacturer

Acryking PH-328 hard coats: See Mitsubishi Chemical Corporation

Coating Manufacturer in Alphabetical Order



Information on Mitsubishi Chemical Corporation Acryking PH-328 coating may be obtained by writing to the following address:

Mitsubishi Chemical Corporation
 1-1 Marunouchi, 1-Chome
 Chiyoda-Ku, Tokyo 100-8251
 Japan
www.m-chemical.co.jp

<u>MFR.</u>	<u>TRADE NAME AND FLOW FORMULATION</u>	<u>TYPE OF RESIN</u>	<u>NUMBER</u>	<u>COLOR</u>
-------------	--	----------------------	---------------	--------------

Sumika Polycarbonate Ltd. (coated or uncoated) www.scpc.jp	SD POLYCA™ TR0601A SD POLYCA™ TR0601A4	Inner Lens Polycarbonate		Clear !
--	---	-----------------------------	--	---------

Formerly Sumika Stylon Polycarbonate Limited

Sumika Polycarbonate Limited inner lens plastics are only listed when tested behind clear coated Covestro AL2447

<u>MFR.</u>	<u>TRADE NAME AND FLOW FORMULATION</u>	<u>TYPE OF RESIN</u>	<u>NUMBER</u>	<u>COLOR</u>
-------------	--	----------------------	---------------	--------------



Suzhou Double
Elephant Optical
Material Co., Ltd.

SX-304

PMMA

Clear

Note: Suzhou Double Elephant Optical Material Co., Ltd. Is listed from 1.6 to 2.3 mm only.

Manufacturer contact information:

Suzhou Double Elephant Optical Material Co., Ltd.
Add: No. 18, Donghai Road
Yangtze River International Chemical Industrial Park,
Zhangjiagang, Jiangsu
P.R. China
TEL: +86-512-80152090

<u>MFR.</u>	<u>TRADE NAME AND FLOW FORMULATION</u>	<u>TYPE OF RESIN</u>	<u>NUMBER</u>	<u>COLOR</u>
Teijin Limited	Panlite L-1225V (coated)	Polycarbonate	100-M	Clear Q2

www.teijin.co.jp

Coated Teijin Limited Panlite L-1225V plastic is only acceptable with the coatings listed below when properly applied to the molded lens.

Coating in Alphabetical Order and Corresponding Manufacturer

PH-328, PH-700, Acryking PH-720: See Mitsubishi Chemical Corporation

SH-50: See Stanley Electric Co., Ltd.

Coating Manufacturer in Alphabetical Order



**MITSUBISHI
CHEMICAL
GROUP**

Information on Mitsubishi Chemical Corporation Acryking F-328, Acryking F-700 and Acryking PH-720 coating may be obtained by writing to the following address:

Mitsubishi Chemical Corporation
1-1 Marunouchi, 1-Chome
Chiyoda-Ku, Tokyo 100-8251
Japan
www.m-chemical.co.jp

Note: Acryking F-328, Acryking F-700 and Acryking PH-720 were tested on clear L-1225Z only.

Information on Stanley Electric SH-50 coating may be obtained by writing to the following address:

Stanley Electric Co., Ltd.
2-9-13, Nakameguro
Meguro-Ku, Tokyo 153-8636
Japan
www.stanley.co.jp

<u>MFR.</u>	<u>TRADE NAME AND FLOW FORMULATION</u>	<u>TYPE OF RESIN</u>	<u>NUMBER</u>	<u>COLOR</u>
-------------	--	----------------------	---------------	--------------

Teijin Limited	Panlite L-1225VE (coated)	Polycarbonate	100-M	Clear Q2
----------------	---------------------------	---------------	-------	----------

www.teijin.co.jp

Coated Teijin Limited Panlite L-1225VE plastic is only acceptable with the coatings listed below when properly applied to the molded lens.

Coating in Alphabetical Order and Corresponding Manufacturer

SH-50: See Fujikura Kasei Electric

Coating Manufacturer in Alphabetical Order

Information on Stanley Electric SH-50 coating may be obtained by writing to the following address:

Stanley Electric Co., Ltd.
 2-9-13, Nakameguro
 Meguro-Ku, Tokyo 153-8636
 Japan
www.stanley.co.jp

Teijin Limited	Panlite L-1225Z	Polycarbonate	100	Clear #
	Panlite L-1225ZA		100-C	Clear #
	Panlite L-1225ZL		100-L	Clear #
	Panlite L-1225Z U (see Note below)		100-K	Clear #
	Panlite L-1250Z		100-M	Clear #
	(coated or uncoated)		110	Clear #
			1000	Clear #
			1100	Clear #
			1200	Clear #
			1300	Clear #
			1400	Clear #
			200	Red #
			206	Red #
			210	Red #
			216	Red #
	220	Red #		
	226	Red #		
	230	Red #		
	236	Red #		
	240	Red #		
	246	Red #		
	250	Red #		
	260	Red #		
	270	Red #		
	280	Red #		
	290	Red #		

Color numbers listed for Teijin Limited (other than the numbers for above already having suffixes) can have suffixes represented by the following alphabets: -L, -LM, -M, -K

<u>MFR.</u>	<u>TRADE NAME AND FLOW FORMULATION</u>	<u>TYPE OF RESIN</u>	<u>NUMBER</u>	<u>COLOR</u>
Teijin Limited	Panlite L-1225Z	Polycarbonate	2000	Red #
	Panlite L-1225ZA		2100	Red #
	Panlite L-1225ZU (See Note)		2200	Red #
	Panlite L-1225ZL		2300	Red #
	Panlite L-1250Z		2400	Red #
	(coated or uncoated)		2500	Red #
			2600	Red #
			2700	Red #
			2800	Red #
			2900	Red #
			300	Yellow #
			310	Yellow #
			320	Yellow #
			330	Yellow #
			340	Yellow #
			350	Yellow #
			360	Yellow #
	370	Yellow #		
	380	Yellow #		
	390	Yellow #		
	400	Yellow #		
	410	Yellow #		
	420	Yellow #		
	430	Yellow #		
	440	Yellow #		
	3000	Yellow #		
	3100	Yellow #		
	3200	Yellow #		
	3300	Yellow #		
	3400	Yellow #		
	3500	Yellow #		
	3600	Yellow #		
	3700	Yellow #		
	3800	Yellow #		
	3900	Yellow #		
	7000	Gray #		
	7100	Gray #		
	7200	Gray #		
	7300	Gray #		
	7400	Gray #		
	7500	Gray #		
	7600	Gray #		
	7700	Gray #		
	7800	Gray #		
	7900	Gray #		

www.teijin.co.jp

Color numbers listed for Teijin Limited (other than the numbers for the above already having suffixes) can have suffixes represented by following alphabets: -L, -LM, -M, -K

Teijin Limited Panlite L-1225ZU must be coated to pass weathering.

Coated Teijin Limited Plastics are only acceptable with the coatings listed below when properly applied to the molded lens.

(Coating information continued on the next page)

<u>MFR.</u>	<u>TRADE NAME AND FLOW FORMULATION</u>	<u>TYPE OF RESIN</u>	<u>NUMBER</u>	<u>COLOR</u>
-------------	--	----------------------	---------------	--------------

Coating in Alphabetical Order and Corresponding Manufacturer

Acryking F-328, Acryking K-101S, Acryking PH-328, Acryking PH-511, Acryking PH-700, Acryking PH-710, Acryking PH-720, Acryking PH-750 Acryking PH-800, Acryking PH-800N5A and Acryking PH-930: See Mitsubishi Chemical Corporation

CD-2M12: See HIPRO Polymer Materials (Jiangsu) Co., Ltd.

FUJIHARD HH2540U, FUJIHARD HH2540U-1, FUJIHARD HH2540U-2: See Fujikura Kasei, Co., Ltd.

FUJIHARD HH2551U, FUJIHARD HH2551U-1, FUJIHARD HH2551U-2, FUJIHARD HH2551U-3: See Fujikura Kasei, Co., Ltd.

FUJIHARD HH2566U, FUJIHARD HH2566U-1, FUJIHARD HH2566U-2, FUJIHARD HH2566U-3: See Fujikura Kasei, Co., Ltd.

FUJIHARD HH2567U, FUJIHARD HH2567U-1, FUJIHARD HH2567U-2, FUJIHARD HH2567U-3: See Fujikura Kasei, Co., Ltd.

FUJIHARD HH2570U, FUJIHARD HH2570U-1, FUJIHARD HH2570U-2: See Fujikura Kasei, Co., Ltd.

FUJIHARD HH9986U-N3, FUJIHARD HH9986U-N5, FUJIHARD HH9986U-N7: See Fujikura Kasei, Co., Ltd.

FUJIHARD HH2561U-6, FUJIHARD HH2561U-7, FUJIHARD HH2561U-8, FUJIHARD HH2561U-9: See Fujikura Kasei, Co., Ltd.

FUJIHARD HH2605, FUJIHARD HH2610, FUJIHARD HH3176: See Fujikura Kasei, Co., Ltd.

FUJIHARD HH3372U: See Fujikura Kasei, Co., Ltd.

FUJIHARD HH3401U: See Fujikura Kasei, Co., Ltd.

Fujikura NH: See Fujikura Kasei, Co., Ltd.

KUV-5000, KUV-6000: See KCC Corporation.

MODIHARD 200S: See NOF Corporation

PHOLUCID No.150C and PHOLUCID No.180C: See Chugoku Marine Paints, Ltd.

SH-41, SH-50, SH-51 and SH-61: See Stanley Electric

SM710, SM115 hard coat: See Teijin Limited

UVHC3000, UVHC3000CC, UVHC3000LS, UVHC3000K1, UVHC3000K-Z, UVHC3000K1-40, UVHC3000K1-50, and UVHC3000KZ60: Momentive Performance Materials Inc.

UVHC5000, UVHC5000K, and UVHC5000K1: See Momentive Performance Materials.

UVHC8100: Momentive Performance Materials Inc.

UVT200V1, UVT200V2, UVT200V3, UVT200V5, UVT610V1, UVT610V2, UVT610V3, UVT610V4, UVT610V5, UVT610V6, UVT610V7, UVT610V8, UVT820V1, UVT820V2, UVT820V3, UVT820V4, UVT820V5, UVT820V6, UVT820V7 and UVT820V8.: See Red Spot.

(Coating information continued on the next page)

<u>MFR.</u>	<u>TRADE NAME AND FLOW FORMULATION</u>	<u>TYPE OF RESIN</u>	<u>NUMBER</u>	<u>COLOR</u>
-------------	--	----------------------	---------------	--------------

Coating Manufacturer in Alphabetical Order



Information on PHOLUCID No.150C and PHOLUCID No.180C coatings may be obtained by writing:

Chugoku Marine Paints, Ltd.
 Tokyo Club Building,
 2-6, Kasumigaseki 3-Chome
 Chiyoda-Ku, Tokyo, 100-0013
 Japan
 Telephone: 81-3-3506-3971
 Facsimile: +81-3-5511-8542 www.cmp.co.jp

Note: PHOLUCID No.150C was tested on Panlite L-1225Z 100K clear only.

Note: PHOLUCID No.180C was tested on Panlite L-1225ZA and Panlite L-1225Z 100K clear only.



Information on FUJIHARD HH2540U, FUJIHARD HH2540U-1, FUJIHARD HH2540U-2, FUJIHARD HH2551U, FUJIHARD HH2551U-1, FUJIHARD HH2551U-2, FUJIHARD HH2551U-3, FUJIHARD HH2566U, FUJIHARD HH2566U-1, FUJIHARD HH2566U-2, FUJIHARD HH2566U-3, FUJIHARD HH2567U, FUJIHARD HH2567U-1, FUJIHARD HH2567U-2, FUJIHARD HH2567U-3, FUJIHARD HH2570U, FUJIHARD HH2570U-1, FUJIHARD HH2570U-2, FUJIHARD HH3401U, FUJIHARD HH9986U-N3, FUJIHARD HH9986U-N5, FUJIHARD

HH9986U-N7, FUJIHARD HH2561U-6, FUJIHARD HH2561U-7, FUJIHARD HH2561U-8, FUJIHARD HH2561U-9, FUJIHARD HH2605, FUJIHARD HH2610, FUJIHARD HH3176, FUJIHARD 3372U and Fujikura NH coatings may be obtained by writing to the following address:

Fujikura Kasei Co., Ltd.
 6-15 Shibakoen 2-Chome
 Minato-Ku, Tokyo 105-0011
 Japan
www.fkkasei.co.jp

Note: FUJIHARD coatings were tested on Panlite L-1225Z only

Note: FUJIHARD HH3401U coatings were tested on Panlite L-1225Z 100 only

Note: Panlite L-1225ZU is only available on Fujikura NH coatings



Information on HIPRO Polymer Materials (Jiangsu) CD-3M12 may be obtained by writing to the following address:

HIPRO Polymer Materials (Jiangsu) Co., Ltd.
 North Industrial Park Wuxi, Jiangsu
 P.R. China
 Tel.: +86-510-87855326
 Website: www.hiprocoating.com

Note: HIPRO CD-3M12 is NOT suitable for use with or in front of a reflex reflector

Note: HIPRO CD-3M12 was only tested on Teijin L-1225Z 100K Clear.

(Coating information continued on the next page)

<u>MFR.</u>	<u>TRADE NAME AND FLOW FORMULATION</u>	<u>TYPE OF RESIN</u>	<u>NUMBER</u>	<u>COLOR</u>
-------------	--	----------------------	---------------	--------------



Information on KUV-5000 and KUV-6000 coatings may be obtained by writing:

KCC Corporation
 83 Mabook-Dong, Giheung-Gu,
 Yongin-Si, Gyunggi-Do
 South Korea
www.kccworld.co.kr

Note: KUV-5000 and KUV-6000 were tested on Panlite L-1225Z only
 Note: Panlite L-1225ZU is not available with KCC Corporation coatings



Information on Mitsubishi Chemical Corporation Acryking F-328, Acryking K-101S, Acryking PH-328, Acryking PH-511, Acryking PH-700, Acryking PH-710, Acryking PH-720, Acryking PH-750 Acryking PH-800, Acryking PH-800N5A and Acryking PH-930 coating may be obtained by writing to the following address:

Mitsubishi Chemical Corporation
 1-1 Marunouchi, 1-Chome
 Chiyoda-Ku, Tokyo 100-8251
 Japan
www.m-chemical.co.jp

Note: Acryking F-328, Acryking K-101S, Acryking PH-328, Acryking PH-511, Acryking PH-700, Acryking PH-710, Acryking PH-720, Acryking PH-750, Acryking PH-800 and Acryking PH-800N5A were tested on clear L-1225Z only.
 Note: Panlite L-1225ZU is available with MRC-720 only above 3.2 mm
 Note: Acryking PH-930 was tested on clear Panlite L-1225Z and Panlite L-1225ZA



Information on UVHC3000, UVHC3000CC, UVHC3000LS, UVHC3000K1, UVHC3000K-Z, UVHC3000K1-40, UVHC3000K1-50, UVHC3000KZ60, UVHC5000, UVHC5000K, UVHC5000K1, and UVHC8100 hard coats may be obtained by writing to the following address:

Momentive Performance Materials GmbH Materials Inc. Building V7 51368 Leverkusen Germany	Momentive Performance 260 Hudson River Road Waterford, NY 12118 www.momentive.com
---	---

Note: Panlite L-1225ZU is not available with Momentive coatings
 Note: UVHC5000 series were tested on L-1225Z clear only.
 Note: UVHC8100 was tested on Panlite L-1225Z-100, L-1225-100K, L-1225Z-100M

(Coating information continued on the next page)

MFR. **TRADE NAME AND**
FLOW FORMULATION **TYPE OF RESIN** **NUMBER** **COLOR**



Information on MODIHARD 200S coatings may be obtained by writing to the following address:

NOF Corporation
Yebis Garden Place Tower 20-3, Ebisu 4-Chome
Shibuya-Ku, Tokyo 150-6019
Japan
www.nof.co.jp

Note: MODIHARD 200S is acceptable on Panlite L-1225V 100K Clear in thicknesses 1/11 to 1/4 inch only.



Information on Red Spot UVT200V1, UVT200V2, UVT200V3, UVT200V5, UVT610V1, UVT610V2, UVT610V3, UVT610V4, UVT610V5, UVT610V6, UVT610V7, UVT610V8 UVT820V1, UVT820V2, UVT820V3, UVT820V4, UVT820V5, UVT820V6, UVT820V7 and UVT820V8. coatings may be obtained by writing to the following address:

Red Spot Paint & Varnish Co., Inc.
P.O. Box 418
Evansville, IN 47703-0418
www.redspot.com

Note: UVT820V1, UVT820V2, UVT820V3, UVT820V4, UVT820V5, UVT820V6, UVT820V7 and UVT820V8 were tested L-1225Z, L-1225ZL and L-1250Z clear only.

Information on Stanley Electric SH-41, SH-50, SH-51 and SH-61 may be obtained by writing to the following company:

Stanley Electric Co., Ltd.
2-9-13, Nakameguro
Meguro-Ku, Tokyo 153
Japan
www.stanley.co.jp

Note: Stanley SH-51 only tested on clear Panlite plastics.

Note: Stanley SH-61 only tested on clear Panlite L-1225Z 100-M.

Note: Panlite L-1225ZU is not to be used in front of a reflex reflector in lens thicknesses of 3.2mm

Information on SM710 coating or SM115 hard coat may be obtained by writing to the following address:

Teijin Limited Ltd.
Plastics Sales Division
Kasumigaseki Common Gate West Tower
2-1, Kasumigaseki 3-Chome, Chiyoda-Ku, Tokyo, 100-8585
Japan
www.teijin.co.jp

<u>MFR.</u>	<u>TRADE NAME AND FLOW FORMULATION</u>	<u>TYPE OF RESIN</u>	<u>NUMBER</u>	<u>COLOR</u>
--------------------	---	-----------------------------	----------------------	---------------------

Teijin Polycarbonate China Ltd.	Panlite L-1225V (coated)	Polycarbonate	100-M	Clear &
---------------------------------	--------------------------	---------------	-------	---------

www.teijin.co.jp

Coated Teijin Polycarbonate China Panlite L-1225V 100-M plastic is only acceptable with the coatings listed below when properly applied to the molded lens.

Coating in Alphabetical Order and Corresponding Manufacturer

Acryking PH-328, Acryking PH-700, Acryking PH-720 : See Mitsubishi Chemical Corporation

SH-50: See Stanley Electric

Coating Manufacturer in Alphabetical Order



**MITSUBISHI
CHEMICAL
GROUP**

Information on Mitsubishi Chemical Corporation Acryking F-328, Acryking PH-700 and Acryking PH-720 coating may be obtained by writing to the following address:

Mitsubishi Chemical Corporation
1-1 Marunouchi, 1-Chome
Chiyoda-Ku, Tokyo 100-8251
Japan
www.m-chemical.co.jp

Note: Acryking F-328, Acryking PH-700 and Acryking PH-720 were tested on clear L-1225Z only.

Information on Stanley Electric SH-50 coating may be obtained by writing to the following address:

Stanley Electric Co., Ltd.
2-9-13, Nakameguro
Meguro-Ku, Tokyo 153-8636
Japan
www.stanley.co.jp

Teijin Polycarbonate China, Ltd.	Panlite L-1225Z	Polycarbonate	100	Clear #
	Panlite L-1225ZA		100-C	Clear #
	Panlite L-1225ZL		100-L	Clear #
	Panlite L-1250Z		100-K	Clear #
www.teijin.co.jp	(coated or uncoated)		100-M	Clear #
			110	Clear #
Color numbers listed for Teijin Polycarbonate China, Ltd. (other than the numbers for above already having suffixes) can have suffixes represented by the following alphabets: -L, -LM, -M, -K			1000	Clear #
			1100	Clear #
			1200	Clear #
			1300	Clear #
			1400	Clear #
			200	Red #
			206	Red #
			210	Red #
			216	Red #
			220	Red #

<u>MFR.</u>	<u>TRADE NAME AND FLOW FORMULATION</u>	<u>TYPE OF RESIN</u>	<u>NUMBER</u>	<u>COLOR</u>
Teijin	Panlite L-1225Z	Polycarbonate	226	Red #
Polycarbonate	Panlite L-1225ZA		230	Red #
China, Ltd.	Panlite L-1225ZL		236	Red #
	Panlite L-1250Z		240	Red #
	(coated or uncoated)		246	Red #
			250	Red #
			260	Red #
			270	Red #
			280	Red #
			290	Red #
			2000	Red #
			2100	Red #
			2200	Red #
			2300	Red #
			2400	Red #
			2500	Red #
			2600	Red #
			2700	Red #
			2800	Red #
			2900	Red #
			300	Yellow #
			310	Yellow #
			320	Yellow #
			330	Yellow #
			340	Yellow #
			350	Yellow #
			360	Yellow #
			370	Yellow #
			380	Yellow #
			390	Yellow #
			400	Yellow #
			410	Yellow #
			420	Yellow #
			430	Yellow #
			440	Yellow #
			3000	Yellow #
			3100	Yellow #
			3200	Yellow #
			3300	Yellow #
			3400	Yellow #
			3500	Yellow #
			3600	Yellow #
			3700	Yellow #
			3800	Yellow #
			3900	Yellow #
			7000	Gray #
			7100	Gray #
			7200	Gray #
			7300	Gray #
			7400	Gray #
			7500	Gray #
			7600	Gray #
			7700	Gray #
			7800	Gray #
			7900	Gray #

(Coating information continued on the next page)

<u>MFR.</u>	<u>TRADE NAME AND FLOW FORMULATION</u>	<u>TYPE OF RESIN</u>	<u>NUMBER</u>	<u>COLOR</u>
-------------	--	----------------------	---------------	--------------

Coated Teijin Polycarbonate China Ltd. plastics are only acceptable with the coatings listed below when properly applied to the molded lens.

Coating in Alphabetical Order and Corresponding Manufacturer

Acryking F-328, Acryking K-101S, Acryking PH-328, Acryking PH-511, Acryking PH-700, Acryking PH-710, Acryking PH-720, Acryking PH-750 Acryking PH-800, Acryking PH-800N5A and Acryking PH-930: See Mitsubishi Chemical Corporation

CD-2M12: See HIPRO Polymer Materials (Jiangsu) Co., Ltd.

FUJIHARD HH2540U, FUJIHARD HH2540U-1, FUJIHARD HH2540U-2: See Fujikura Kasei, Co., Ltd.

FUJIHARD HH2551U, FUJIHARD HH2551U-1, FUJIHARD HH2551U-2, FUJIHARD HH2551U-3: See Fujikura Kasei, Co., Ltd.

FUJIHARD HH2566U, FUJIHARD HH2566U-1, FUJIHARD HH2566U-2, FUJIHARD HH2566U-3: See Fujikura Kasei, Co., Ltd.

FUJIHARD HH2567U, FUJIHARD HH2567U-1, FUJIHARD HH2567U-2, FUJIHARD HH2567U-3: See Fujikura Kasei, Co., Ltd.

FUJIHARD HH2570U, FUJIHARD HH2570U-1, FUJIHARD HH2570U-2: See Fujikura Kasei, Co., Ltd.

FUJIHARD HH9986U-N3, FUJIHARD HH9986U-N5, FUJIHARD HH9986U-N7: See Fujikura Kasei, Co., Ltd.

FUJIHARD HH2561U-6, FUJIHARD HH2561U-7, FUJIHARD HH2561U-8, FUJIHARD HH2561U-9: See Fujikura Kasei, Co., Ltd.

FUJIHARD HH2605, FUJIHARD HH2610, FUJIHARD HH3176: See Fujikura Kasei, Co., Ltd.

FUJIHARD HH3372U: See Fujikura Kasei, Co., Ltd.

MODIHARD 200S: See NOF Coatings

PHOLUCID No.150C and PHOLUCID No.180C: See Chugoku Marine Paints, Ltd.

SH-41, SH-50, SH-51 and SH-61: See Stanley Electric

SM710, SM115 hard coat: See Teijin Limited

UVHC3000, UVHC3000CC, UVHC3000LS, UVHC3000K1-40, UVHC3000K1-50, UVHC3000KZ60, UVHC3000K1, UVHC3000K-Z: Momentive Performance Materials Inc.

UVHC5000, UVHC5000K, and UVHC5000K1: See Momentive Performance Materials.

UVHC8100: Momentive Performance Materials Inc.

UVT200V1, UVT200V2, UVT200V3, UVT200V5, UVT610V1, UVT610V2, UVT610V3, UVT610V4, UVT610V5, UVT610V6, UVT610V7, and UVT610V8: See Red Spot.

(Coating information continued on the next page)

<u>MFR.</u>	<u>TRADE NAME AND FLOW FORMULATION</u>	<u>TYPE OF RESIN</u>	<u>NUMBER</u>	<u>COLOR</u>
-------------	--	----------------------	---------------	--------------

Coating Manufacturer in Alphabetical Order



Information on PHOLUCID No.150C and PHOLUCID No.180C coatings may be obtained by writing:

Chugoku Marine Paints, Ltd.
 Tokyo Club Building,
 2-6, Kasumigaseki 3-Chome
 Chiyoda-Ku, Tokyo, 100-0013
 Japan
 Telephone: 81-3-3506-3971
 Facsimile: +81-3-5511-8542
www.cmp.co.jp

Note: PHOLUCID No.150C was tested on Panlite L-1225Z 100K clear only.

Note: PHOLUCID No.180C was tested on Panlite L-1225ZA and Panlite L-1225Z 100K clear only.



FUJIKURA KASEI

Information on FUJIHARD HH2540U, FUJIHARD HH2540U-1, FUJIHARD HH2540U-2, FUJIHARD HH2551U, FUJIHARD HH2551U-1, FUJIHARD HH2551U-2, FUJIHARD HH2551U-3, FUJIHARD HH2566U, FUJIHARD HH2566U-1, FUJIHARD HH2566U-2, FUJIHARD HH2566U-3, FUJIHARD HH2567U, FUJIHARD HH2567U-1, FUJIHARD HH2567U-2, FUJIHARD HH2567U-3, FUJIHARD HH2570U, FUJIHARD HH2570U-1, FUJIHARD HH2570U-2, FUJIHARD HH2570U-3, FUJIHARD HH9986U-N3, FUJIHARD HH9986U-N5, FUJIHARD HH9986U-N7, FUJIHARD HH2561U-6, FUJIHARD HH2561U-7,

FUJIHARD HH2561U-8, FUJIHARD HH2561U-9, FUJIHARD HH2605, FUJIHARD HH2610, FUJIHARD HH3176 and FUJIHARD HH3372U coatings may be obtained by writing to the following address:

Fujikura Kasei Co., Ltd.
 6-15 Shibakoen 2-Chome
 Minato-Ku, Tokyo 105-0011
 Japan www.fkkasei.co.jp

Note: FUJIHARD coatings were tested on Panlite L-1225Z only



Information on HIPRO Polymer Materials (Jiangsu) CD-3M12 may be obtained by writing to the following address:

HIPRO Polymer Materials (Jiangsu) Co., Ltd.
 North Industrial Park Wuxi, Jiangsu
 P.R. China
 Tel.: +86-510-87855326
 Website: www.hiprocoating.com

Note: HIPRO CD-3M12 is NOT suitable for use with or in front of a reflex reflector

Note: HIPRO CD-3M12 was only tested on Teijin L-1225Z 100K Clear.

(Coating information continued on the next page)

MFR.	TRADE NAME AND FLOW FORMULATION	TYPE OF RESIN	NUMBER	COLOR
-------------	--	----------------------	---------------	--------------



**MITSUBISHI
CHEMICAL
GROUP**

Information on Mitsubishi Chemical Corporation Acryking F-328, Acryking K-101S, Acryking PH-328, Acryking PH-511, Acryking PH-700, Acryking PH-710, Acryking PH-720, Acryking PH-750, Acryking PH-800, Acryking PH-800N5A and Acryking PH-930 coatings may be obtained by writing to the following address:

Mitsubishi Chemical Corporation
1-1 Marunouchi, 1-Chome
Chiyoda-Ku, Tokyo 100-8251
Japan
www.m-chemical.co.jp

Note: Acryking F-328, Acryking K-101S, Acryking PH-328, Acryking PH-511, Acryking PH-710, Acryking PH-720, Acryking PH-750 and Acryking PH-800 and Acryking PH-800N5A were tested on clear L-1225Z only.
Note: Acryking PH-930 was tested on clear Panlite L-1225Z and Panlite L-1225ZA



Information on Information on UVHC3000, UVHC3000CC, UVHC3000LS, UVHC3000K1-40, UVHC3000K1-50, UVHC3000KZ60, UVHC3000K1, UVHC3000K-Z, UVHC5000, UVHC5000K, UVHC5000K1 and UVHC8100 hard coat may be obtained by writing to the following address:

Momentive Performance Materials GmbH
Building V7
51368 Leverkusen
Germany

Momentive Performance Materials Inc.
260 Hudson River Road
Waterford, NY 12118
www.momentive.com

Note: Panlite L-1225ZU is not available with Momentive coatings
Note: UVHC5000 series were tested on L-1225Z clear only.
Note: UVHC8100 was tested on Panlite L-1225Z-100, L-1225-100K, L-1225Z-100M



Information on MODIHARD 200S coatings may be obtained by writing to the following address:

NOF Corporation
Yebis Garden Place Tower 20-3, Ebisu 4-Chome
Shibuya-Ku, Tokyo 150-6019
Japan
www.nof.co.jp

Note: MODIHARD 200S is acceptable on Panlite L-1225V 100K Clear in thicknesses 1/11 to 1/4 Inch.

(Coating information continued on the next page)

MFR. **TRADE NAME AND**
FLOW FORMULATION **TYPE OF RESIN** **NUMBER** **COLOR**



Information on Red Spot UVT200V1, UVT200V2, UVT200V3, UVT200V5, UVT610V1, UVT610V2, UVT610V3, UVT610V4, UVT610V5, UVT610V6, UVT610V7, and UVT610V8 coatings may be obtained by writing to the following address:

Red Spot Paint & Varnish Co., Inc.
P.O. Box 418
Evansville, IN 47703-0418
www.redspot.com

Information on Stanley Electric SH-41, SH-50, SH-51 and SH-61 coating may be obtained by writing to the following address:

Stanley Electric Co., Ltd.
2-9-13, Nakameguro
Meguro-Ku, Tokyo 153-8636
Japan
www.stanley.co.jp

Note: Stanley SH-51 only tested on clear Panlite plastics.
Note: Stanley SH-61 only tested on clear Panlite L-1225Z 100-M.

Information on SM710 coating or SM115 hard coat may be obtained by writing to the following address:

Teijin Limited Ltd.
Plastics Sales Division
Kasumigaseki Common Gate West Tower
2-1, Kasumigaseki 3-Chome,
Chiyoda-Ku, Tokyo, 100-8585
Japan
www.teijin.co.jp

MFR.	TRADE NAME AND FLOW FORMULATION	TYPE OF RESIN	NUMBER	COLOR
-------------	--	----------------------	---------------	--------------

Teijin Polycarbonate Singapore PTE Ltd.	Panlite L-1225V (coated)	Polycarbonate	100-m	Clear #
---	-----------------------------	---------------	-------	---------

www.teijin.co.jp

Coated Teijin Polycarbonate Singapore PTE Panlite L-1225V 100-M plastic is only acceptable with the coatings listed below when properly applied to the molded lens.

Coating in Alphabetical Order and Corresponding Manufacturer

Acryking PH-328, Acryking PH-700 and Acryking PH-720: See Mitsubishi Chemical Corporation

SH-50: See Stanley Electric

Coating Manufacturer in Alphabetical Order



Information on Mitsubishi Chemical Corporation Acryking F-328, Acryking PH-700 and Acryking PH-720 coating may be obtained by writing to the following address:

Mitsubishi Chemical Corporation
1-1 Marunouchi, 1-Chome
Chiyoda-Ku, Tokyo 100-8251
Japan
www.m-chemical.co.jp

Note: Acryking F-328, and Acryking PH-720 were tested on clear L-1225Z only.

Information on Stanley Electric SH-50 coating may be obtained by writing to the following address:

Stanley Electric Co., Ltd.
2-9-13, Nakameguro
Meguro-Ku, Tokyo 153-8636
Japan
www.stanley.co.jp

Teijin	Panlite L-1225Z	Polycarbonate	100	Clear #
Polycarbonate	Panlite L-1225ZA		100-C	Clear #
Singapore	Panlite L-1225ZL		100-L	Clear #
PTE Ltd.	Panlite L-1250Z		100-K	Clear #
	(coated or uncoated)		100-M	Clear #
			110	Clear #
			1000	Clear #
Color numbers listed for Teijin Polycarbonate Singapore PTE Ltd. (other than the numbers for above already having suffixes)			1100	Clear #
can have suffixes represented by the following alphabets: -L, -LM, -M, -K			1200	Clear #
			1300	Clear #
			1400	Clear #
			200	Red #
			206	Red #
			210	Red #

<u>MFR.</u>	<u>TRADE NAME AND FLOW FORMULATION</u>	<u>TYPE OF RESIN</u>	<u>NUMBER</u>	<u>COLOR</u>
Teijin	Panlite L-1225Z	Polycarbonate	216	Red #
Polycarbonate	Panlite L-1225ZA		220	Red #
Singapore	Panlite L-1225ZL		226	Red #
PTE Ltd.	Panlite L-1250Z		230	Red#
	(coated or uncoated)		236	Red #
www.teijin.co.jp			240	Red #
			246	Red #
Color numbers listed for Teijin Polycarbonate Singapore PTE Ltd.			250	Red #
(other than the numbers for above already having suffixes) can			260	Red #
have suffixes represented by the following alphabets: -L, -LM, -M, -K			270	Red #
			280	Red #
			290	Red #
			2000	Red #
			2100	Red #
			2200	Red #
			2300	Red #
			2400	Red #
			2500	Red #
			2600	Red #
			2700	Red #
			2800	Red #
			2900	Red #
			300	Yellow #
			310	Yellow #
			320	Yellow #
			330	Yellow #
			340	Yellow #
			350	Yellow #
			360	Yellow #
			370	Yellow #
			380	Yellow #
			390	Yellow #
			400	Yellow #
			410	Yellow #
			420	Yellow #
			430	Yellow #
			440	Yellow #
			3000	Yellow #
			3100	Yellow #
			3200	Yellow #
			3300	Yellow #
			3400	Yellow #
			3500	Yellow #
			3600	Yellow #
			3700	Yellow #
			3800	Yellow #
			3900	Yellow #
			7000	Gray #
			7100	Gray #
			7200	Gray #
			7300	Gray #
			7400	Gray #
			7500	Gray #
			7600	Gray #
			7700	Gray #
			7800	Gray #
			7900	Gray #

(Coating information continued on the next page)

<u>MFR.</u>	<u>TRADE NAME AND FLOW FORMULATION</u>	<u>TYPE OF RESIN</u>	<u>NUMBER</u>	<u>COLOR</u>
-------------	--	----------------------	---------------	--------------

Coated Teijin Polycarbonate Singapore PTE Ltd. are only acceptable when treated with the following coatings applied to the molded lens:

Coating in Alphabetical Order and Corresponding Manufacturer

Acryking F-328, Acryking K-101S, Acryking PH-328, Acryking PH-511, Acryking PH-710, Acryking PH-700, Acryking PH-720, Acryking PH-750 Acryking PH-800, Acryking PH-800N5A and Acryking PH-930 : See Mitsubishi Chemical Corporation

CD-2M12: See HIPRO Polymer Materials (Jiangsu) Co., Ltd.

FUJIHARD HH2540U, FUJIHARD HH2540U-1, FUJIHARD HH2540U-2: See Fujikura Kasei, Co., Ltd.

FUJIHARD HH2551U, FUJIHARD HH2551U-1, FUJIHARD HH2551U-2, FUJIHARD HH2551U-3: See Fujikura Kasei, Co., Ltd.

FUJIHARD HH2566U, FUJIHARD HH2566U-1, FUJIHARD HH2566U-2, FUJIHARD HH2566U-3: See Fujikura Kasei, Co., Ltd.

FUJIHARD HH2567U, FUJIHARD HH2567U-1, FUJIHARD HH2567U-2, FUJIHARD HH2567U-3: See Fujikura Kasei, Co., Ltd.

FUJIHARD HH2570U, FUJIHARD HH2570U-1, FUJIHARD HH2570U-2: See Fujikura Kasei, Co., Ltd.

FUJIHARD HH9986U-N3, FUJIHARD HH9986U-N5, FUJIHARD HH9986U-N7: See Fujikura Kasei, Co., Ltd.

FUJIHARD HH2561U-6, FUJIHARD HH2561U-7, FUJIHARD HH2561U-8, FUJIHARD HH2561U-9: See Fujikura Kasei, Co., Ltd.

FUJIHARD HH2605, FUJIHARD HH2610, FUJIHARD HH3176: See Fujikura Kasei, Co., Ltd.

FUJIHARD 3372U: See Fujikura Kasei, Co., Ltd.

MODIHARD 200S: NOF Corporation

PHOLUCID No.150C and PHOLUCID No.180C: See Chugoku Marine Paints, Ltd.

SH-41, SH-50, SH-51 and SH-61: See Stanley Electric

SM710, SM115 hard coat: See Teijin Limited

UVHC3000, UVHC3000CC, UVHC3000LS, UVHC3000K1-40, UVHC3000K1-50, UVHC3000KZ60, UVHC3000K1, UVHC3000K-Z: See Momentive Performance Materials Inc.

UVHC5000, UVHC5000K, and UVHC5000K1: See Momentive Performance Materials.

UVHC8100: See Momentive Performance Materials Inc.

UVT200V1, UVT200V2, UVT200V3, UVT200V5, UVT610V1, UVT610V2, UVT610V3, UVT610V4, UVT610V5, UVT610V6, UVT610V7, and UVT610V8: See Red Spot.

(Coating information continued on the next page)

<u>MFR.</u>	<u>TRADE NAME AND FLOW FORMULATION</u>	<u>TYPE OF RESIN</u>	<u>NUMBER</u>	<u>COLOR</u>
-------------	--	----------------------	---------------	--------------

Coating Manufacturer in Alphabetical Order



Information on PHOLUCID No.150C and PHOLUCID No.180C coatings may be obtained by writing:

Chugoku Marine Paints, Ltd.
 Tokyo Club Building,
 2-6, Kasumigaseki 3-Chome
 Chiyoda-Ku, Tokyo, 100-0013
 Japan
 Telephone: 81-3-3506-3971
 Facsimile: +81-3-5511-8542
www.cmp.co.jp

Note: PHOLUCID No.150C was tested on Panlite L-1225Z 100K clear only.

Note: PHOLUCID No.180C was tested on Panlite L-1225ZA and Panlite L-1225Z 100K clear only.

Information on FUJIHARD HH2540U, FUJIHARD HH2540U-1, FUJIHARD HH2540U-2, FUJIHARD HH2551U, FUJIHARD HH2551U-1, FUJIHARD HH2551U-2, FUJIHARD HH2551U-3, FUJIHARD HH2566U, FUJIHARD HH2566U-1, FUJIHARD HH2566U-2, FUJIHARD HH2566U-3, FUJIHARD HH2567U, FUJIHARD HH2567U-1, FUJIHARD HH2567U-2, FUJIHARD HH2567U-3, FUJIHARD HH2570U, FUJIHARD HH2570U-1, FUJIHARD HH2570U-2, FUJIHARD HH9986U-N3, FUJIHARD HH9986U-N5, FUJIHARD HH9986U-N7, FUJIHARD HH2561U-6, FUJIHARD HH2561U-7, FUJIHARD HH2561U-8, FUJIHARD HH2561U-9, FUJIHARD HH2605, FUJIHARD HH2610, FUJIHARD HH3176 and FUJIHARD 3372U coatings may be obtained by writing to the following address:

Fujikura Kasei Co., Ltd.
 6-15 Shibakoen 2-Chome
 Minato-Ku, Tokyo 105-0011
 Japan
www.fkkasei.co.jp

Note: FUJIHARD coatings were tested on Panlite L-1225Z only.



Information on HIPRO Polymer Materials (Jiangsu) CD-3M12 may be obtained by writing to the following address:

HIPRO Polymer Materials (Jiangsu) Co., Ltd.
 North Industrial Park Wuxi, Jiangsu
 P.R. China
 Tel.: +86-510-87855326
 Website: www.hiprocoating.com

Note: HIPRO CD-3M12 is NOT suitable for use with or in front of a reflex reflector

Note: HIPRO CD-3M12 was only tested on Teijin L-1225Z 100K Clear.

(Coating information continued on the next page)

MFR.	TRADE NAME AND FLOW FORMULATION	TYPE OF RESIN	NUMBER	COLOR
-------------	--	----------------------	---------------	--------------



**MITSUBISHI
CHEMICAL
GROUP**

Information on Mitsubishi Chemical Corporation Acryking F-328, Acryking K-101S, Acryking PH-328, Acryking PH-511, Acryking PH-700, Acryking PH-710, Acryking PH-720, Acryking PH-750, Acryking PH-800 and Acryking PH-800N5A coating may be obtained by writing to the following address:

Mitsubishi Chemical Corporation
1-1 Marunouchi, 1-Chome
Chiyoda-Ku, Tokyo 100-8251
Japan
www.m-chemical.co.jp

Note: Acryking F-328, Acryking K-101S, Acryking PH-328, Acryking PH-511, Acryking PH-700, Acryking PH-710, Acryking PH-720, Acryking PH-750 Acryking PH-800 and Acryking PH-800N5A were tested on clear L-1225Z only.

Note: Acryking PH-930 was tested on clear Panlite L-1225Z and Panlite L-1225ZA



Information on UVHC3000, UVHC3000CC, UVHC3000LS, UVHC3000K1-40, UVHC3000K1-50, UVHC3000KZ60, UVHC3000K1, UVHC3000K-Z, UVHC5000, UVHC5000K, UVHC5000K1, and UVT8100 hard coat may be obtained by writing to the following address:

Momentive Performance Materials GmbH
Building V7
51368 Leverkusen
Germany

Momentive Performance Materials Inc.
260 Hudson River Road
Waterford, NY 12118
www.momentive.com

Note: Panlite L-1225ZU is not available with Momentive coatings

Note: UVHC5000 series were tested on L-1225Z clear only.

Note: UVHC8100 was tested on Panlite L-1225Z-100, I-1225-100K, L-1225Z-100M



Information on MODIHARD 200S coatings may be obtained by writing to the following address:

NOF Corporation
Yebis Garden Place Tower 20-3, Ebisu 4-Chome
Shibuya-Ku, Tokyo 150-6019
Japan
www.nof.co.jp

Note: MODIHARD 200S is acceptable on Panlite L-1225V 100K Clear in thicknesses 1/11 to 1/4 Inch only.

(Coating information continued on the next page)

MFR. **TRADE NAME AND**
FLOW FORMULATION **TYPE OF RESIN** **NUMBER** **COLOR**



PAINT & VARNISH COMPANY, INC.

Information on Red Spot UVT200V1, UVT200V2, UVT200V3, UVT200V5, UVT610V1, UVT610V2, UVT610V3, UVT610V4, UVT610V5, UVT610V6, UVT610V7, and UVT610V8 coatings may be obtained by writing to the following address:

Red Spot Paint & Varnish Co., Inc.
P.O. Box 418
Evansville, IN 47703-0418
www.redspot.com

Information on Stanley Electric SH-41, SH-50 and SH-51 coating may be obtained by writing to the following address:

Stanley Electric Co., Ltd.
2-9-13, Nakameguro
Meguro-Ku, Tokyo 153-8636
Japan
www.stanley.co.jp

Note: Stanley SH-51 only tested on clear Panlite plastics.
Note: Stanley SH-61 only tested on clear Panlite L-1225Z 100-M.

Information on SM710 coating or SM115 hard coat may be obtained by writing to the following address:

Teijin Limited
Plastics Sales Division
Kasumigaseki Common Gate West Tower
2-1, Kasumigaseki 3-Chome,
Chiyoda-Ku, Tokyo, 100-8585
Japan
www.teijin.co.jp

<u>MFR.</u>	<u>TRADE NAME AND FLOW FORMULATION</u>	<u>TYPE OF RESIN</u>	<u>NUMBER</u>	<u>COLOR</u>
Thai Polycarbonate Co., Ltd.	IUPILON ML-100	Polycarbonate	001	Clear #
	IUPILON ML-200		0001	Clear #
	IUPILON ML-300		R591A	Clear #
www.tpcc-tpac.com	IUPILON ML-300AH		R530B	Clear #!
	IUPILON ML-350		R591C	Clear #
	IUPILON ML-400		R591B	Clear #
	IUPILON ML-100R		R591S	Clear #
	IUPILON ML-200R		101	Red #
	IUPILON ML-300R		102	Red #
	IUPILON ML-350R		103	Red #
	IUPILON ML-400R		104	Red #
	IUPILON HL-3003		R138J	Red #
	IUPILON HL-3503		1001	Red #
	(coated or uncoated)		1002	Red #
			301	Yellow #
			300	Yellow #

Note:	ML-300/R1GYH, ML-300/R1BWH, ML-400/R148A, ML-300/R265E, ML-400R/R206F, HL-3003/N414, HL-3003/N418, HL-3003/N424, HL-3003/N428	ML-300/R1GYH	Red!
	HL-3503/N414, HL-3503/N418 HL-3503/N424, and HL-3503/N428 are for protected applications only	ML-300/R1BWH	Red!
		ML-400/R148A	Red!
		ML-300/R265E	Yellow!
		ML-400R/R206F	Yellow!
		HL-3003/N414	Clear!
		HL-3003/N418	Clear!
Note:	All Mitsubishi Engineering protected application materials were tested behind clear coated ML-300 or ML-350	HL-3003/N424	Clear!
		HL-3003/N428	Clear!
		HL-3503/N414	Clear!
		HL-3503/N418	Clear!
		HL-3503/N424	Clear!
		HL-3503/N428	Clear!

Coated Thai Polycarbonate Co., Ltd. Iupilon plastics may only be treated with the following coatings listed below.

Coating in Alphabetical Order and Corresponding Manufacturer

Acryking F-328, Acryking K-101-S, Acryking PH-220, Acryking PH-328, Acryking PH-503, Acryking PH-700, Acryking PH-710 Acryking PH-720, Acryking PH-750, Acryking PH-800, Acryking PH-800N5A and Acryking PH-930: See Mitsubishi Chemical Corporation

FUJIHARD HH2540U, FUJIHARD HH2540U-1, FUJIHARD HH2540U-2: See Fujikura Kasei

FUJIHARD HH2551U, FUJIHARD HH2551U-1, FUJIHARD HH2551U-2, FUJIHARD HH2561U-3: See Fujikura Kasei

FUJIHARD HH2561U-6, FUJIHARD HH2561U-7, FUJIHARD HH2561U-8, FUJIHARD HH2561U-9: See Fujikura Kasei

(Coating information continued on the next page)

<u>MFR.</u>	<u>TRADE NAME AND FLOW FORMULATION</u>	<u>TYPE OF RESIN</u>	<u>NUMBER</u>	<u>COLOR</u>
	FUJIHARD HH2570U, FUJIHARD HH2570U-1, FUJIHARD HH2570U-2: See Fujikura Kasei			
	FUJIHARD HH3372U: See Fujikura Kasei			
	FUJIHARD HH3401U: See Fujikura Kasei			
	IUPIILON Coat UV: See Mitsubishi Engineering Plastics Corp.			
	MODIHARD 200S: See NOF Corporation			
	PHC587C, PHC587C2: See Momentive Performance Materials Inc.			
	PHOLUCID No.180C and 185C: See Chugoku Marine Paints Ltd..			
	SH-41, SH-50, and SH-51: See Stanley Electric			
	UVHC3000, UVHC3000CC, UVHC3000LS, UVHC3000K, UVHC3000K1, UVHC3000K-Z, UVHC3000K1-40, UVHC3000K1-50, UVHC3000KZ60: See Momentive Performance Materials Inc.			
	UVHC5000, UVHC5000K, and UVHC5000K1: See Momentive Performance Materials			
	UVHC8100: See Momentive Performance Materials			
	UVT200V1, UVT200V2, UVT200V3 and UVT200V5, : See Red Spot.			
	UVT610V1, UVT610V2, UVT610V3, UVT610V4, UVT610V5, UVT610V6, UVT610V7, and UVT610V8: See Red Spot.			
	UVT820V1, UVT820V2, UVT820V3, UVT820V4, UVT820V5, UVT820V6, UVT820V7 and UVT820V8: See Red Spot			

Coating Manufacturer in Alphabetical Order



Information on PHOLUCID No.180C and 185C coatings may be obtained by writing:

Chugoku Marine Paints, Ltd.
Tokyo Club Building,
2-6, Kasumigaseki 3-Chome
Chiyoda-Ku, Tokyo, 100-0013
Japan
Telephone: 81-3-3506-3971
Facsimile: 81-3-5511-8542
www.cmp.co.jp

Note: PHOLUCID No.180C was tested on lupilon ML-300AH R591C and lupilon ML-300 R591B clear only.
Note: PHOLUCID No.185C was tested on lupilon ML-300AH R591C Clear only

(Coating information continued on the next page)

<u>MFR.</u>	<u>TRADE NAME AND FLOW FORMULATION</u>	<u>TYPE OF RESIN</u>	<u>NUMBER</u>	<u>COLOR</u>
-------------	--	----------------------	---------------	--------------



Information on FUJIHARD HH2540U, FUJIHARD HH2540U-1, FUJIHARD HH2540U-2, FUJIHARD HH2551U, FUJIHARD HH2551U-1, FUJIHARD HH2551U-2, FUJIHARD HH2551U-3, FUJIHARD HH2561U-6, FUJIHARD HH2561U-7, FUJIHARD HH2561U-8, FUJIHARD HH2561U-9, FUJIHARD HH2570U, FUJIHARD HH2570U-1, FUJIHARD HH2570U-2, FUJIHARD HH3372U and FUJIHARD coatings may be obtained by writing to the following address:

Fujikura Kasei Co., Ltd.
 6-15 Shibakoen 2-Chome
 Minato-Ku, Tokyo 105-0011
 Japan
www.fkkasei.co.jp

Note: FUJIHARD HH2540U series, HH2551U series, HH2561U series and HH2570U series were tested on ML-300 clear only

Note: FUJIHARD HH3372U and FUJIHARD HH3401U were tested on ML-300 and ML-350 Clear Only

Information on IUPILON COAT UV may be obtained by writing to the following address:

Mitsubishi Engineering Plastics Corp.
 Plastics Sales Department
 5-2, Marunouchi 2-Chome
 Chiyoda-Ku, Tokyo
 Japan
www.m-ep.co.jp



Information on Acryking F-328, Acryking K-101-S, Acryking PH-220, Acryking PH-328, Acryking PH-503, Acryking PH-700, Acryking PH-710 Acryking PH-720, Acryking PH-750 Acryking PH-800, Acryking PH-800N5A and Acryking PH-930 coatings may be obtained by writing to the following company:

Mitsubishi Chemical Corporation
 1-1 Marunouchi, 1-Chome
 Chiyoda-Ku, Tokyo 100-8251
 Japan
www.m-chemical.co.jp

Note: Acryking PH-503, PH-700, PH-710, Acryking PH-720, PH-750 Acryking PH-800 and Acryking PH-800N5A were tested on ML- 300 clear only

Note: Acryking PH-930 was tested on clear IUPILON ML-300 and IUPILON ML-300AH only

(Coating information continued on the next page)

<u>MFR.</u>	<u>TRADE NAME AND FLOW FORMULATION</u>	<u>TYPE OF RESIN</u>	<u>NUMBER</u>	<u>COLOR</u>
--------------------	---	-----------------------------	----------------------	---------------------



Information on PHC587C, PHC587C2, UVHC3000, UVHC3000CC, UVHC3000LS, UVHC3000K, UVHC3000K1, UVHC3000K-Z, UVHC3000K1-40, UVHC3000K1-50, UVHC3000KZ60, UVHC5000, UVHC5000K, and UVHC5000K1 hard coats may be obtained by writing to the following address:

Momentive Performance Materials GmbH
 Building V7
 51368 Leverkusen
 Germany

Momentive Performance Materials Inc.
 260 Hudson River Road
 Waterford, NY 12118
www.momentive.com

Note: UVHC3000K, UVHC3000K1-40, UVHC3000K1-50, and UVHC3000KZ60 only tested on lupilon ML-300 / ML-350

Note: UVHC3000 only tested on lupilon ML-350

Note: UVHC8100 was tested on clear lupilon ML-300 and lupilon ML-350



Information on MODIHARD 200S coatings may be obtained by writing to the following address:

NOF Corporation
 Yebis Garden Place Tower 20-3, Ebisu 4-Chome,
 Shibuya-Ku, Tokyo 150-6019
 Japan
www.nof.co.jp

Note: MODIHARD 200S is acceptable on ML-300 Clear in thicknesses 2.3-6.4 mm only



Information on UVT200V1, UVT200V2, UVT200V3, UVT200V5, UVT610V1, UVT610V2, UVT610V3, UVT610V4, UVT610V5, UVT610V6, UVT610V7, UVT610V8 UVT820V1, UVT820V2, UVT820V3, UVT820V4, UVT820V5, UVT820V6, UVT820V7 and UVT820V8 coatings may be obtained by writing to the following address:

Red Spot Paint & Varnish Co., Inc.
 P.O. Box 418
 Evansville, IN 47703-0418
www.redspot.com

Note: Red Spot UVT200V1, UVT200V2, UVT200V3, UVT200V5, UVT610V1, UVT610V2, UVT610V3, UVT610V4, UVT610V5, UVT610V6, UVT610V7, UVT610V8 UVT820V1, UVT820V2, UVT820V3, UVT820V4, UVT820V5, UVT820V6, UVT820V7 and UVT820V8 is only acceptable on clear ML-300 and ML-350.

Information on Stanley Electric SH-41, SH-50 and SH-51 may be obtained by writing to the following company:

Stanley Electric Co., Ltd.
 2-9-13, Nakameguro
 Meguro-Ku, Tokyo 153
 Japan
www.stanley.co.jp

Note: SH-41 may be used in front of a reflex reflector. Material would have code Q

Note: Stanley SH-51 only tested on clear IUPILON ML-300

<u>MFR.</u>	<u>TRADE NAME AND FLOW FORMULATION</u>	<u>TYPE OF RESIN</u>	<u>NUMBER</u>	<u>COLOR</u>
-------------	--	----------------------	---------------	--------------



TRINSEO™

Connecting ideas with solutions

<u>MFR.</u>	<u>TRADE NAME AND FLOW FORMULATION</u>	<u>TYPE OF RESIN</u>	<u>NUMBER</u>	<u>COLOR</u>
Trinseo	ALTUGLAS™/PLEXIGLAS™	Polymethyl	78048	Bronze
Altuglas Division	ALTUGLAS™ R-Life	Methacrylate	78072	Bronze
Altuglas S.r.l. (Italy)	PLEXIGLAS™ R-Life		770	Blue
Trinseo Korea Ltd.	DR		779	Blue
Altuglas Division	DRF		48268	Blue
www.trinseo.com	GR 8		LPL	Clear
www.plexiglas.com	GR 8C		11	Clear
www.altuglas.com	GR 9D		100	Clear
	GR 9DX		101	Clear
	GR 9E		102	Clear
	H		P2	Clear
	HT(121)		UVA5	Clear
	IMPLEX®		7082	Gray
	MC		7090	Gray
	MI-2T		7132	Gray
	MI-4T		7137	Gray
	MI-7		7155	Gray
	MI-7T		7157	Gray
	V(022)		7161	Gray
	V(040)		7189	Gray
	V(052)		7191	Gray
	V(052i)		7192	Gray
	V(415)		7215	Gray
	V(811)		7280	Gray
	V(811)UVA		7082	Gray
	V(825)		7090	Gray
	V825T CR50		7132	Gray
	V(825)T		7137	Gray
	V(825)TP		7155	Gray
	V(826)		7157	Gray
	V(920)T		7161	Gray
	V(922)		7189	Gray
			7191	Gray
			7192	Gray
			7215	Gray
			7280	Gray
			7283	Gray
			56072	Gray
			56507	Gray
			56101	Gray
			58102	Gray
			58200	Gray
			58224	Gray

<u>MFR.</u>	<u>TRADE NAME AND FLOW FORMULATION</u>	<u>TYPE OF RESIN</u>	<u>NUMBER</u>	<u>COLOR</u>
-------------	--	----------------------	---------------	--------------



TRINSEO™

Connecting ideas with solutions

<u>MFR.</u>	<u>TRADE NAME AND FLOW FORMULATION</u>	<u>TYPE OF RESIN</u>	<u>NUMBER</u>	<u>COLOR</u>
Trinseo	ALTUGLAS™/PLEXIGLAS™	Polymethyl	58225	Gray
Altuglas Division	ALTUGLAS™ R-Life	Methacrylate	58235	Gray
Altuglas S.r.l. (Italy)	PLEXIGLAS™ R-Life		58247	Gray
Trinseo Korea Ltd.	DR		58294	Gray
Altuglas Division	DRF		58308	Gray
www.trinseo.com	GR 8		13	Red
www.plexiglas.com	GR 8C		119	Red
www.altuglas.com	GR 9D		126	Red
	GR 9DX		145	Red
	GR 9E		180	Red
	H		366	Red
	HT(121)		461	Red
	IMPLEX®		610	Red
	MC		616	Red
	MI-2T		659	Red
	MI-4T		756	Red
	MI-7		868	Red
	MI-7T		908	Red
	V(022)		957	Red
	V(040)		1003	Red
	V(052)		1025	Red
	V(052i)		1032	Red
	V(415)		1101	Red
	V(811)		1108	Red
	V(811)UVA		1110	Red
	V(825)		1115	Red
	V825T CR50		1116	Red
	V(825)T		1118	Red
	V(825)TP		1120	Red
	V(826)		1132	Red
	V(920)T		1175	Red
	V(922)		1180	Red
			1185	Red
			1190	Red
			1191	Red
			1195	Red
			1794	Red
			15000	Red
			15003	Red
			16020	Red
			16030	Red
			16031	Red
			16048	Red

<u>MFR.</u>	<u>TRADE NAME AND FLOW FORMULATION</u>	<u>TYPE OF RESIN</u>	<u>NUMBER</u>	<u>COLOR</u>
-------------	--	----------------------	---------------	--------------



TRINSEO™

Connecting ideas with solutions

<u>MFR.</u>	<u>TRADE NAME AND FLOW FORMULATION</u>	<u>TYPE OF RESIN</u>	<u>NUMBER</u>	<u>COLOR</u>
Trinseo	ALTUGLAS™/PLEXIGLAS™	Polymethyl	16500	Red
Altuglas Division	ALTUGLAS™ R-Life	Methacrylate	16501	Red
Altuglas S.r.l. (Italy)	PLEXIGLAS™ R-Life		18008	Red
Trinseo Korea Ltd.	DR		18016	Red
Altuglas Division	DRF		18035	Red
www.trinseo.com	GR 8		18036	Red
www.plexiglas.com	GR 8C		18037	Red
www.altuglas.com	GR 9D		18039	Red
	GR 9DX		18040	Red
	GR 9E		18042	Red
	H		18043	Red
	HT(121)		18044	Red
	IMPLEX®		18046	Red
	MC		18047	Red
	MI-2T		18048	Red
	MI-4T		18134	Red
	MI-7		18152	Red
	MI-7T		18165	Red
	V(022)		18166	Red
	V(040)		18175	Red
	V(052)		18176	Red
	V(052i)		18181	Red
	V(415)		18210	Red
	V(811)		18213	Red
	V(811)UVA		18227	Red
	V(825)		18228	Red
	V825T CR50		18229	Red
	V(825)T		18241	Red
	V(825)TP		18242	Red
	V(826)		18244	Red
	V(920)T		18249	Red
	V(922)		18250	Red
			18254	Red
			18274	Red
			18287	Red
			18301	Red
			18309	Red
			119/10	Red
			119/3	Red
			119/8	Red
			18236	White
			18258	White

<u>MFR.</u>	<u>TRADE NAME AND FLOW FORMULATION</u>	<u>TYPE OF RESIN</u>	<u>NUMBER</u>	<u>COLOR</u>
-------------	--	----------------------	---------------	--------------



TRINSEO™

Connecting ideas with solutions

<u>MFR.</u>	<u>TRADE NAME AND FLOW FORMULATION</u>	<u>TYPE OF RESIN</u>	<u>NUMBER</u>	<u>COLOR</u>
Trinseo	ALTUGLAS™/PLEXIGLAS™	Polymethyl	18259	White
Altuglas Division	ALTUGLAS™ R-Life	Methacrylate	48361	White
Altuglas S.r.l. (Italy)	PLEXIGLAS™ R-Life		237	Yellow
Trinseo Korea Ltd	DR		245	Yellow
Altuglas Division	DRF		263	Yellow
www.trinseo.com	GR 8		268	Yellow
www.plexiglas.com	GR 8C		282	Yellow
www.altuglas.com	GR 9D		283	Yellow
	GR 9DX		283/3	Yellow
	GR 9E		283/8	Yellow
	H		283/B-3	Yellow
	HT(121)		283/B-8	Yellow
	IMPLEX®		883	Yellow
	MC		885	Yellow
	MI-2T		937	Yellow
	MI-4T		938	Yellow
	MI-7		951	Yellow
	MI-7T		2361	Yellow
	V(022)		2820	Yellow
	V(040)		2821	Yellow
	V(052)		2830	Yellow
	V(052i)		2831	Yellow
	V(415)		2833	Yellow
	V(811)		2838	Yellow
	V(811)UVA		25000	Yellow
	V(825)		25001	Yellow
	V825T CR50		25004	Yellow
	V(825)T		26022	Yellow
	V(825)TP		26038	Yellow
	V(826)		26045	Yellow
	V(920)T		26500	Yellow
	V(922)		26501	Yellow
			26505	Yellow
			28019	Yellow
			28020	Yellow
			28021	Yellow
			28029	Yellow
			28033	Yellow
			28039	Yellow
			28040	Yellow
			28041	Yellow

<u>MFR.</u>	<u>TRADE NAME AND FLOW FORMULATION</u>	<u>TYPE OF RESIN</u>	<u>NUMBER</u>	<u>COLOR</u>
-------------	--	----------------------	---------------	--------------



Connecting ideas with solutions

<u>MFR.</u>	<u>TRADE NAME AND FLOW FORMULATION</u>	<u>TYPE OF RESIN</u>	<u>NUMBER</u>	<u>COLOR</u>
Trinseo.	ALTUGLAS™/PLEXIGLAS™	Polymethyl	28042	Yellow
Altuglas Division	ALTUGLAS™ R-Life	Methacrylate	28043	Yellow
Altuglas S.r.l. (Italy)	PLEXIGLAS™ R-Life		28044	Yellow
Trinseo Korea Ltd.	DR		28090	Yellow
Altuglas Division	DRF		28107	Yellow
www.trinseo.com	GR 8		28152	Yellow
www.plexiglas.com	GR 8C		28154	Yellow
www.altuglas.com	GR 9D		28161	Yellow
	GR 9DX		28162	Yellow
	GR 9E		28163	Yellow
	H		28198	Yellow
	HT(121)		28209	Yellow
	IMPLEX®		28210	Yellow
	MC		28213	Yellow
	MI-2T		28223	Yellow
	MI-4T		28226	Yellow
	MI-7		28921	Yellow
	MI-7T		H 285	Yellow
	V(022)			
	V(040)			
	V(052)			
	V(052i)			
	V(415)			
	V(811)			
	V(811)UVA			
	V(825)			
	V825T CR50			
	V(825)T			
	V(825)TP			
	V(826)			
	V(920)T			
	V(922)			

<u>MFR.</u>	<u>TRADE NAME AND FLOW FORMULATION</u>	<u>TYPE OF RESIN</u>	<u>NUMBER</u>	<u>COLOR</u>
Trinseo Netherlands b.v.	CALIBRE C303HP-15	Polycarbonate	30003	Clear \$
	CALIBRE C303HP-22		30003	Clear \$

(Formerly Styron Netherlands BV)

Coated Trinseo Netherlands b.v. plastics may only be treated with the following coatings applied to the molded lens.

Coating in Alphabetical Order and Corresponding Manufacturer

SHP401/AS4000: See Momentive Performance Materials Inc.

UVHC3000: See Momentive Performance Materials Inc.

Coating Manufacturer in Alphabetical Order



Information on SHP401/AS4000 and UVHC3000, UVHC3000CC, UVHC3000LS, UVHC3000K1-40, UVHC3000K1-50, UVHC3000KZ60 hard coat may be obtained by writing to the following address:

Momentive Performance Materials GmbH
 Building V7
 51368 Leverkusen
 Germany

Momentive Performance Materials Inc.
 260 Hudson River Road
 Waterford, NY 12118
www.momentive.com

<u>MFR.</u>	<u>TRADE NAME AND FLOW FORMULATION</u>	<u>TYPE OF RESIN</u>	<u>NUMBER</u>	<u>COLOR</u>
Unigel Plastics	Acrigel® ECP100	Polymethyl Methacrylate	CR001	Clear
	Acrigel® LEP100		RB011	Red
	Acrigel® LEP250		RB322	Red
	Acrigel® ECL400		AB111	Yellow
Formerly Polycarbonatos Do Brasil and Resarbras Da Bahia				
Unigel Plastics	DUROLON V-1900 DUROLON V-2200	Polycarbonate	C901	Clear (See note)
			C902	Clear (See note)
			C903	Clear (See note)
			R901	Red (See note)
			R902	Red (See note)
			R903	Red (See note)
			R904	Red (See note)
			R905	Red (See note)
			Y901	Yellow (See note)
			Y902	Yellow (See note)
			Y903	Yellow (See note)
Y904	Yellow (See note)			
Y905	Yellow (See note)			

Coated Unigel Plastics plastics are only acceptable with the coatings listed below when properly applied to the molded lens.

Note: Uncoated V1900 is only acceptable for thickness of 6.4 mm

Note: V-1900 with UVHC300 is only acceptable for use in a lens with, or in front of, a reflex reflector for the 6.4mm thickness

Note: V-1900 with UVHC300 is acceptable for use in a lens without a reflex reflector for any thickness

Note: V-1900 with UVT200 is only acceptable for use in a lens with, or in front of, a reflex reflector for the 1.6mm thickness

Note: V-1900 with UVT200 is acceptable for use in a lens without a reflex reflector for any thickness

Uncoated V2200 is only acceptable for thicknesses of 3.2 to 6.4 mm

Note: V-2200 with UVHC 3000 is acceptable for any use on any lamp for all thicknesses

Note: V-2200 with UVT200 is only acceptable for use for a lens with, or in front of, a reflex reflector in the 3.2mm thickness.

Note: V-2200 with UVT200 is acceptable for use a lens without reflex reflectors for all thicknesses.

Coating in Alphabetical Order and Corresponding Manufacturer

Acryking K-101: See Mitsubishi Chemical Corporation

Tarfloncoat 101, and Tarfloncoat 201: See Idemitsu Kosan Co., Ltd.

(Coating information continued on the next page)

<u>MFR.</u>	<u>TRADE NAME AND FLOW FORMULATION</u>	<u>TYPE OF RESIN</u>	<u>NUMBER</u>	<u>COLOR</u>
--------------------	---	-----------------------------	----------------------	---------------------

UVHC3000: See Momentive Performance Materials, Inc.

UVT200V1, UVT200V2, UVT200V3 and UVT200V5: See Red Spot.

Coating Manufacturer in Alphabetical Order

Information on Tarfloncoat 101 and Tarfloncoat 201 coatings may be obtained by writing to the following address:

Idemitsu Kosan Co., Ltd.
 1-1, Marunochi 3-Chome,
 Chiyoda-Ku, Tokyo 100
 Japan
www.idss.co.jp/



**MITSUBISHI
 CHEMICAL
 GROUP**

Information on Mitsubishi Chemical Corporation Acryking K-101 coating may be obtained by writing to the following address:

Mitsubishi Chemical Corporation
 1-1 Marunouchi, 1-Chome
 Chiyoda-Ku, Tokyo 100-8251
 Japan
www.m-chemical.co.jp



Information on UVHC3000, UVHC3000CC, UVHC3000LS, UVHC3000K1-40, UVHC3000K1-50, UVHC3000KZ60 hard coat may be obtained by writing to the following address:

Momentive Performance Materials GmbH
 Building V7
 51368 Leverkusen
 Germany

Momentive Performance Materials Inc.
 260 Hudson River Road
 Waterford, NY 12118
www.momentive.com



PAINT & VARNISH COMPANY, INC.

Information on UVT200V1, UVT200V2, UVT200V3 and UVT200V5 coatings may be obtained by writing to the following address:

Red Spot Paint & Varnish Co., Inc.
 P.O. Box 418
 Evansville, IN 47703-0418
www.redspot.com

Note: UVT200 not suitable for use in front of a reflex reflector.

<u>MFR.</u>	<u>TRADE NAME AND FLOW FORMULATION</u>	<u>TYPE OF RESIN</u>	<u>NUMBER</u>	<u>COLOR</u>
Unitika Ltd.	U-POLYMER P-1001	POLYARYLATE		Clear
	U-POLYMER P-1001A		1010	Clear
	U-POLYMER P-1001S		2403	Red
www.unitika.co.jp	U-POLYMER P-3001S		2410	Red
			5-2094	Red
			10-2051	Red
			3071	Yellow
			3301	Yellow
			3401	Yellow
			3410	Yellow
			4410	Yellow
			5-3091	Yellow
			05-3060	Yellow
			10-4032	Yellow
			050-3070	Yellow
			079-3070	Yellow
			P-1001A 5050	Selective Yellow

Note: Unitika U-Polymer polyarylate not to be used as a reflex reflector or in front of a reflex reflector.

MFR.	TRADE NAME AND FLOW FORMULATION	TYPE OF RESIN	NUMBER	COLOR
-------------	--	----------------------	---------------	--------------

Wanhua Chemical Group Co., Ltd. No. 59 Chongqing Street YEDA, Yantai, Shandong, China www.whchem.com	ACRYPLAS® HD01	Polymethyl Methacrylate		Clear
			R01	Red
	ACRYPLAS® HD03	Polymethyl Methacrylate		Clear

Color R01 is listed from 2.3-6.4mm only.

Wanhua Chemical Group Co., Ltd. No. 59 Chongqing Street YEDA, Yantai, Shandong China www.whchem.com	HL6157	Polycarbonate	9103	Clear Q
	HL6227			

Wanhua Chemical Group Co., Ltd. polycarbonate plastics are only acceptable with the coatings listed below when properly applied to the molded lens.

Coating in Alphabetical Order and Corresponding Manufacturer

FUJIHARD HH2540U, FUJIHARD HH3372U, and FUJIHARD HH3401U: See Fujikura Kasei Co., Ltd.

UVHC3000, UVHC5000, UVHC5000K, UVHC5000K1 :: See Momentive Performance Materials, Inc.

UVT610V1, UVT610V2, UVT610V3, UVT610V4, UVT610V5, UVT610V6, UVT610V7,
UVT610V8 See Red Spot.

UVT820: See Red Spot.

Coating Manufacturer in Alphabetical Order



FUJIKURA KASEI

Information on FUJIHARD HH2540U, FUJIHARD HH3372U, and FUJIHARD HH3401U coatings may be obtained by writing to the following address:

Fujikura Kasei Co., Ltd.
6-15 Shibakoen 2-Chome
Minato-Ku, Tokyo 105-0011
Japan
www.fkkasei.co.jp

Note: FUJIHARD HH2540U, FUJIHARD HH3372U, and FUJIHARD HH3401U were tested on HL6157 clear only
Note: FUJIHARD HH3401U is only acceptable in 1.6, 2.3 and 3.2 mm thicknesses

(Coating information continued on the next page)



Information on UVHC3000, UVHC5000, UVHC5000K, UVHC5000K1 hard coat may be obtained by writing to the following address:

Momentive Performance Materials GmbH
Building V7
51368 Leverkusen
Germany

Momentive Performance Materials Inc.
260 Hudson River Road
Waterford, NY 12118
www.momentive.com



Information on UVT610V1, UVT610V2, UVT610V3, UVT610V4, UVT610V5, UVT610V6, UVT610V7, UVT610V8 and UVT820 coatings may be obtained by writing to the following address:

PAINT & VARNISH COMPANY, INC.

Red Spot Paint & Varnish Co., Inc.
P.O. Box 418
Evansville, IN 47703-0418
www.redspot.com

Note: Red Spot UVT610V1, UVT610V2, UVT610V3, UVT610V4, UVT610V5, UVT610V6, UVT610V7, UVT610V8, UVT820V2, UVT820V3, UVT820V4, UVT820V5, UVT820V6, UVT820V7 and UVT820V8 was tested on clear HL6157.

INDEX OF COMPANIES AND MATERIALS

A

ACRIGEL, 199
 Acrigel®, 199
 Acryking, 15, 16, 18, 19, 20, 21, 24, 27, 43, 45, 48, 74, 76,
 78, 80, 83, 85, 87, 89, 100, 103, 105, 108, 110, 113,
 115, 118, 120, 123, 125, 127, 130, 133, 135, 138, 158,
 159, 167, 170, 173, 175, 177, 179, 181, 183, 185, 187,
 189, 191, 199, 200
 Acrylonitrile, 30
 Acrylonitrile Copolymer, 13
 ACRYPET, 31, 32, 33, 60, 64, 65, 66, 67, 68, 70, 71, 72
 ACRYPLAS® HD01, 202
 ACRYPLAS® HD03, 202
 Altuglas, 193
 Altuglas S.r.l. (Italy),. Altuglas Division, 193
 Apec, 20, 21, 22, 34
 Appendix A
 AMECA Accredited Laboratory Information, 208
 Appendix B: Federal Standard for Plastics, 209
 Appendix C: DOT Interpretation Files and Supplemental
 Lab Information, 211
 Arizona Desert Testing, 208
 Asahi Kasei Corporation, 11
 Atlas Weathering Services Group, 37, 208
 AZ test Special Information Section, 92

B

BASF Coatings GmbH, 25, 26, 101, 102, 106, 107, 111,
 112, 116, 117, 121, 122, 126, 131, 136
 BASF RayGloss 402, 107, 112, 117, 122, 126, 131, 136

C

CALIBRE, 198
 CD-3M12, 24, 27, 174, 180, 186
 Cevian, 30
 Chimei Corporation, 14
 Chimei Corporation Zhenjiang China, 17
 Chugoku Marine Paints, Ltd., 28, 75, 79, 84, 87, 88, 101,
 102, 106, 107, 111, 112, 116, 117, 121, 122, 126, 131,
 132, 136, 137, 173, 174, 179, 180, 185, 186, 190
 CLEARLAC, 69
 Covestro (Hong Kong) Limited (Asia Pacific), 20
 Covestro Deutschland AG, 20, 23, 24
 Covestro LLC (America), 20, 23, 24

D

Daicel Miraizu, 30
 Delmore, 11
 Delpet, 11, 12, 13
 DIAKON, 61, 62
 Diapolyacrylate Co., Ltd., 31, 32, 33, 34
 DUROLON, 199

E

ENA8520MH(LV), 49

F

F-328, 20, 21, 24, 27, 43, 45, 74, 76, 78, 80, 83, 85, 87, 89,
 100, 103, 105, 108, 110, 113, 115, 118, 120, 123, 125,
 127, 130, 133, 135, 138, 158, 159, 170, 173, 175, 177,
 179, 181, 183, 185, 187, 189, 191
 Formosa Idemitsu Petrochemical Corp, 43
 FUJIHARD, 15, 18, 20, 21, 24, 25, 26, 34, 53, 68, 69, 72,
 74, 75, 76, 78, 79, 83, 85, 87, 88, 100, 101, 102, 105,
 106, 107, 110, 111, 112, 115, 116, 117, 120, 121, 122,
 125, 127, 130, 132, 135, 136, 137, 166, 173, 174, 179,
 180, 185, 186, 189, 190, 191
 FUJIHARD HH2540U, 24, 26, 74, 76, 78, 79, 83, 85, 88,
 100, 102, 105, 107, 110, 112, 115, 117, 121, 122, 125,
 127, 130, 132, 135, 137, 173, 174, 179, 180, 185, 186,
 189, 191, 202
 FUJIHARD HH2540U-1, 78, 102, 107, 112, 117, 122, 127,
 132, 137
 FUJIHARD HH2540U-2, 24, 26, 74, 76, 78, 79, 83, 85, 88,
 100, 102, 105, 107, 110, 112, 115, 117, 121, 122, 125,
 127, 130, 132, 135, 137, 173, 174, 179, 180, 185, 186,
 189, 191
 FUJIHARD HH2570U, 25, 26, 75, 76, 78, 79, 83, 85, 87,
 88, 101, 102, 106, 107, 111, 112, 116, 117, 121, 122,
 125, 127, 130, 132, 135, 137, 173, 179, 180, 185, 186,
 190, 191
 FUJIHARD HH2570U-1, 76, 78, 79, 85, 101, 102, 106, 107,
 111, 112, 116, 117, 121, 122, 125, 127, 130, 132, 135,
 137, 180, 186, 191
 FUJIHARD HH2570U-2, 25, 75, 76, 78, 79, 83, 85, 87, 101,
 102, 106, 107, 111, 112, 116, 117, 121, 122, 125, 127,
 130, 132, 135, 137, 173, 179, 180, 185, 186, 190, 191
 FUJIHARD HH3012U-5, 34, 69
 FUJIHARD HH3012U-6, 34, 68, 69, 72
 FUJIHARD HH3012U-7, 34, 68, 69, 72
 FUJIHARD HH3012U-8, 34, 68, 69, 72
 FUJIHARD HH3012U-9, 34, 68, 69, 72
 FUJIHARD HH3035U, 15, 18, 34, 53, 68, 69, 72, 166

FUJIHARD HH3035U-1, 15, 18, 34, 68, 69, 72
FUJIHARD HH3035U-2, 15, 18, 34, 68, 69, 72
FUJIHARD HH3372U, 25, 26, 75, 76, 78, 79, 84, 85, 87,
88, 101, 102, 106, 107, 111, 112, 116, 117, 121, 122,
125, 127, 130, 132, 135, 137, 173, 179, 180, 190, 191
FUJIHARD HH3401U, 25, 26, 75, 76, 78, 79, 84, 85, 87,
88, 101, 102, 106, 107, 111, 112, 116, 117, 121, 122,
125, 127, 130, 132, 135, 137, 173, 174, 190, 191
Fujikura Kasei Co., Ltd., 15, 18, 21, 24, 25, 26, 34, 53, 69,
72, 76, 79, 85, 88, 102, 107, 112, 117, 122, 127, 132,
137, 166, 174, 180, 186, 191, 202
FUJISOFT, 101, 102, 106, 107, 111, 112, 116, 117, 121,
122, 125, 127, 131, 132, 136, 137

H

HH3035U-3, 15, 18, 34, 68, 69, 72
HIRPO Polymer Materials (Jiangsu) Co., Ltd., 27, 173, 174,
179, 180, 185, 186
HL6157, 202, 203
HL6227, 202, 203

I

Idemitsu Kosan Co., Ltd., 45, 48, 199, 200
IUPILON, 74, 75, 76, 78, 80, 83, 84, 85, 87, 89, 189, 190,
191, 192

K

K-101, 15, 18, 20, 21, 24, 27, 48, 74, 76, 78, 80, 83, 85, 87,
89, 100, 103, 105, 108, 110, 113, 115, 118, 120, 123,
125, 127, 130, 133, 135, 138, 158, 159, 189, 191, 199,
200
K-103, 24, 27
KCC Corporation, 25, 26, 57, 59, 76, 85, 101, 103, 106,
108, 111, 113, 116, 118, 121, 123, 125, 127, 131, 132,
136, 137, 158, 173, 175
KCC Silicone Corp, 49
Kuraray, 50, 51, 52
KUV-1000, 25, 26, 76, 85, 101, 103, 106, 108, 111, 113,
116, 118, 121, 123, 125, 127, 131, 132, 136, 137
KUV-2000, 59, 76, 85, 101, 103, 106, 108, 111, 113, 116,
118, 121, 123, 125, 127, 131, 132, 136, 137
KUV-3000, 25, 26, 59, 76, 85, 101, 103, 106, 108, 111,
113, 116, 118, 121, 123, 125, 127, 131, 132, 136, 137,
158
KUV-4000, 25, 26, 76, 85, 101, 103, 106, 108, 111, 113,
116, 118, 121, 123, 125, 127, 131, 132, 136, 137, 158
KUV-5000, 25, 26, 57, 59, 76, 85, 101, 103, 106, 108, 111,
113, 116, 118, 121, 123, 125, 127, 131, 132, 136, 137,
158
KUV-6000, 25, 26, 76, 85, 101, 103, 106, 108, 111, 113,
116, 118, 121, 123, 125, 127, 131, 132, 136, 137, 173,
175
KUV-9100, 25, 26, 101, 103, 106, 108, 111, 113, 116, 118,
121, 123, 125, 127, 131, 132, 136, 137, 158

L

LEXAN, 100, 105, 107, 110, 112, 115, 117, 120, 122, 125,
126, 130, 131, 135, 136
LG Chem, Ltd., 53
LHP100/AS4000, 101, 103, 106, 108, 111, 113, 116, 118,
121, 123, 125, 128, 131, 133, 136, 138, 158, 159
LHP100/LHC100, 25, 28, 101, 103, 106, 108, 111, 113,
116, 118, 121, 123, 125, 128, 131, 133, 136, 138, 158,
159
Lotte Chemical Corp., 57
Lotte MCC Corporation, 60
Lucite International, 61, 62
Luminit, 63
LUPOY, 53
LX MMA CORP., 55

M

Mitsubishi Chemical Corporation, 15, 16, 18, 19, 20, 21, 24,
25, 27, 43, 45, 48, 64, 68, 74, 76, 78, 80, 83, 85, 87, 89,
100, 103, 105, 108, 110, 113, 115, 118, 120, 123, 125,
127, 130, 133, 135, 138, 158, 159, 167, 170, 175, 177,
181, 183, 187, 189, 191, 199, 200
Mitsubishi Chemical Polymer Nantong, 70
Mitsubishi Engineering Plastics Corp., 74, 75, 76, 78, 80,
84, 85, 87, 89, 190, 191
Mitsubishi Gas Chemical Engineering Plastics (Shanghai),
83, 87
MODIHARD, 20, 22, 75, 77, 78, 80, 86, 87, 89, 101, 104,
109, 111, 114, 116, 119, 121, 124, 126, 128, 131, 133,
136, 138, 173, 176, 179, 181, 185, 187, 190, 192
Momentive Performance Materials, 15, 18, 20, 21, 25, 28,
43, 45, 53, 57, 59, 75, 77, 79, 80, 84, 86, 88, 89, 99,
101, 103, 106, 108, 111, 113, 116, 118, 121, 123, 125,
126, 128, 131, 133, 136, 138, 140, 158, 159, 173, 175,
179, 181, 185, 187, 190, 192, 198, 200, 202, 203
MS983, 96

N

Nippon Shokubai Co., Ltd., 91
NOF Corporation, 20, 22, 77, 80, 86, 87, 89, 101, 104, 109,
111, 114, 119, 124, 128, 133, 138, 173, 176, 181, 185,
187, 192

P

Panlite L-1225Z, 171, 172, 174, 175, 177, 178, 180, 181,
183, 184, 186, 187
PARAPET, 50, 51, 52
PH-328, 20, 21, 24, 27, 43, 45, 74, 76, 78, 80, 83, 85, 87,
89, 100, 103, 105, 108, 110, 113, 115, 118, 120, 123,
125, 127, 130, 133, 135, 138, 167, 170, 173, 175, 177,
179, 181, 183, 185, 187, 189, 191
PH-350, 100, 103, 105, 108, 110, 113, 115, 118, 120, 123,
125, 127, 130, 133, 135, 138

PH-503, 24, 27, 74, 76, 83, 85, 100, 103, 105, 108, 110, 113, 115, 118, 120, 123, 125, 127, 130, 133, 135, 138, 158, 159, 189, 191
 PH-511, 24, 25, 27, 74, 76, 100, 103, 105, 108, 110, 113, 115, 118, 120, 123, 125, 127, 130, 133, 135, 138, 173, 175, 179, 181, 185, 187
 PH-700, 24, 27, 74, 76, 78, 80, 83, 85, 87, 89, 100, 103, 105, 108, 110, 113, 115, 118, 120, 123, 125, 127, 130, 133, 135, 138, 170, 173, 175, 177, 179, 181, 183, 185, 187, 189, 191
 PH-710, 24, 27, 74, 76, 78, 80, 83, 85, 87, 89, 100, 103, 105, 108, 110, 113, 115, 118, 120, 123, 125, 127, 130, 133, 135, 138, 173, 175, 179, 181, 185, 187, 189, 191
 PH-720, 16, 19, 24, 27, 74, 76, 78, 80, 83, 85, 87, 89, 100, 103, 105, 108, 110, 113, 115, 118, 120, 123, 125, 127, 130, 133, 135, 138, 170, 173, 175, 177, 179, 181, 183, 185, 187, 189, 191
 PH-730, 20, 21, 24, 25, 27
 PH-740, 20, 21, 24, 25, 27
 PH-750, 20, 21, 24, 25, 27, 74, 76, 78, 80, 83, 85, 87, 89, 173, 175, 179, 181, 185, 187, 189, 191
 PH-800, 16, 19, 24, 27, 74, 76, 78, 80, 83, 85, 87, 89, 100, 103, 105, 108, 110, 113, 115, 118, 120, 123, 125, 127, 130, 133, 135, 138, 173, 175, 179, 181, 185, 187, 189, 191
 PH-800N5A, 24, 27, 74, 76, 78, 80, 83, 85, 87, 89, 100, 103, 105, 108, 110, 113, 115, 118, 120, 123, 125, 127, 130, 133, 135, 138, 173, 175, 179, 181, 185, 187, 189, 191
 PHC587, 25, 28, 43, 45, 101, 103, 106, 108, 111, 113, 116, 118, 121, 123, 126, 128, 131, 133, 136, 138
 PHC587C, 53, 75, 77, 84, 86, 101, 103, 106, 108, 111, 113, 116, 118, 121, 123, 126, 128, 131, 133, 136, 138, 190, 192
 PHC587C2, 45, 53, 75, 77, 84, 86, 101, 103, 106, 108, 111, 113, 116, 118, 121, 123, 126, 128, 131, 133, 136, 138, 190, 192
 PHOLUCID, 25, 28, 75, 79, 84, 87, 88, 101, 102, 106, 107, 111, 112, 116, 117, 121, 122, 126, 131, 132, 136, 137, 173, 174, 179, 180, 185, 186, 190
 PL-30, 96
 Plaskolite, Inc, 96
 Plexiglas, 193
 POLYARYLATE, 201
 POLYCASA ACRYL, 97
 Polycasa GmbH, 97
 Polymethacrylic Anhydride Acrylic, 11
 PRO10676, 63

Q

Q-Lab Test Services, 208

R

RayGloss 400, 25, 26
 RayGloss 401, 25, 26
 RayGloss 402, 25, 26, 101, 102, 106, 107, 111, 112, 116, 117, 121, 122, 126, 131, 136

Red Spot Paint & Varnish Co., Inc, 22, 29, 44, 46, 58, 59, 77, 81, 86, 90, 104, 109, 114, 119, 124, 128, 134, 139, 140, 159, 176, 182, 188, 192, 200, 203

S

Sabic Brazil, 105
 Sabic Europe, 120
 Sabic India, 125
 Sabic Japan, 130
 Sabic Korea, 135
 Sabic Nansha, China, 110
 Sabic Shanghai, China, 115
 Sabic USA, 100
 SABIC® PC ALS01, 140
 SABIC® PC ALS02, 140
 SABIC® PMMA 20HR, 141
 SABIC® PMMA 23SP, 141
 Samyang Corporation, 158
 Saudi Kayan Petrochemical Co., 140
 Saudi Methacrylates Company (SAMAC), 141
 SD POLYCA™ 303, 166
 SD POLYCA™ SD2143V, 167
 SD POLYCA™ TR0601, 168
 SH-41, 20, 22, 25, 29, 34, 43, 44, 45, 46, 53, 54, 57, 58, 73, 75, 77, 78, 81, 84, 86, 101, 104, 106, 109, 111, 114, 116, 119, 121, 124, 126, 129, 131, 134, 136, 139, 173, 176, 179, 182, 185, 188, 190, 192
 SH-50, 25, 29, 43, 44, 45, 46, 53, 54, 57, 58, 75, 77, 78, 81, 84, 86, 101, 104, 106, 109, 111, 114, 116, 119, 121, 124, 126, 129, 131, 134, 136, 139, 170, 171, 173, 176, 177, 179, 182, 183, 185, 188, 190, 192
 SH-51, 25, 29, 58, 75, 77, 78, 81, 84, 86, 101, 104, 106, 109, 111, 114, 116, 119, 121, 124, 126, 129, 131, 134, 136, 139, 173, 176, 179, 182, 185, 188, 190, 192
 Shin-Etsu Chemical Co., Ltd., 25, 29, 101, 104, 106, 109, 111, 114, 116, 119, 122, 124, 129, 131, 134, 136
 SHINKOLITE, 31, 32, 33, 64, 65, 66, 67, 68, 70, 71, 72
 SHP300, 25, 28, 101, 103, 106, 108, 111, 113, 116, 118, 121, 123, 126, 128, 131, 133, 136, 138
 SHP401/AS4000, 25, 28, 53, 101, 103, 106, 108, 111, 113, 116, 118, 121, 123, 126, 128, 131, 133, 136, 138, 158, 159, 198
 SHP401/SHC4002, 25, 28, 101, 103, 106, 108, 111, 113, 116, 118, 121, 123, 126, 128, 131, 133, 136, 138, 158, 159
 SHP470/AS4700, 25, 28
 SHP470FT2050/AS4700, 25, 28
 SILASTIC, 36
 SM115, 173, 176, 179, 182, 185, 188
 SM710, 173, 176, 179, 182, 185, 188
 Stanley Electric Co., Ltd., 22, 29, 34, 44, 46, 54, 58, 73, 77, 81, 86, 101, 104, 106, 109, 111, 114, 116, 119, 121, 124, 126, 129, 131, 134, 136, 139, 170, 171, 176, 177, 182, 183, 188, 192
 Styrene, 13, 30
 Sumika Polycarbonate Limited, 166, 168
 SUMIPEX, 160, 161, 162, 163, 164, 165
 Sumitomo Chemical Co., Ltd., 160
 Suzhou Double Elephant Optical Material Co., Ltd., 169

T

TARFLON, 43, 48
 Tarfloncoat, 48, 199, 200
 Teijin Limited, 170, 171, 172, 176, 182, 188
 Teijin Polycarbonate China, 177, 178, 179
 Teijin Polycarbonate Singapore PTE, 183, 185
 Thai Polycarbonate Co., Ltd., 189
 Trinseo Korea Ltd., Altuglas Division, 193
 Trinseo Netherlands b.v., 198
 Trinseo USA, Altuglas Division, 193
 Trinseo, Altuglas Division, 193
 TRIREX, 158

U

Unigel Plastics, 199
 Unitika Ltd., 201
 U-POLYMER, 201
 UVHC, 75, 199
 UVHC3000, 15, 18, 20, 21, 23, 25, 28, 43, 45, 53, 57, 59,
 75, 77, 84, 86, 101, 103, 106, 108, 111, 113, 116, 118,
 121, 123, 126, 128, 131, 133, 136, 138, 140, 158, 159,
 173, 175, 179, 181, 185, 187, 190, 192, 198, 200, 202,
 203
 UVHC3000K, 20, 21, 25, 28, 43, 45, 53, 75, 77, 84, 86,
 101, 103, 106, 108, 111, 113, 116, 118, 121, 123, 126,
 128, 131, 133, 136, 138, 140, 158, 159, 173, 175, 179,
 181, 185, 187, 190, 192

UVHC5000, 20, 21, 23, 25, 28, 59, 75, 77, 79, 80, 84, 86,
 88, 89, 101, 103, 106, 108, 111, 113, 116, 118, 121,
 123, 126, 128, 131, 133, 136, 138, 140, 158, 159, 173,
 175, 179, 181, 185, 187, 190, 192, 202, 203
 UVHC5000K, 202, 203
 UVHC5000K1, 202, 203
 UVHC8100, 20, 21, 25, 28, 75, 77, 79, 84, 86, 88, 89, 173,
 175, 179, 181, 185, 187, 190, 192
 UVT, 22, 29
 UVT200V1, 20, 22, 25, 29, 43, 44, 45, 46, 75, 77, 79, 81,
 84, 86, 88, 90, 101, 104, 106, 109, 111, 114, 116, 119,
 121, 124, 126, 128, 131, 134, 136, 139, 173, 176, 179,
 182, 185, 188, 190, 192, 200, 202, 203
 UVT610V1, 20, 22, 25, 29, 43, 44, 45, 46, 75, 77, 79, 81,
 84, 86, 88, 90, 101, 104, 106, 109, 111, 114, 116, 119,
 121, 124, 126, 128, 131, 134, 136, 139, 158, 159, 173,
 176, 179, 182, 185, 188, 190, 192
 UVT820V1, 25, 29, 57, 58, 75, 77, 79, 81, 84, 86, 88, 90,
 101, 104, 106, 109, 111, 114, 116, 119, 121, 124, 126,
 128, 131, 134, 136, 139, 140, 173, 176, 190, 192

W

Wanhua Chemical Group Co., Ltd., 202

X

X-48-5500-A18, 25, 29, 101, 104, 106, 109, 111, 114, 116,
 119, 122, 124, 126, 129, 131, 134, 136

Appendix A: AMECA Accredited Laboratory Information

Arizona Desert Testing
21212 West Patton Road
Wittman, Arizona 85361
Tel: (623) 388-9500
FAX: (623) 388-9007
Website: www.aztest.com

Atlas Weathering Services Group
DSET Laboratories
45601 N. 47th Avenue
Phoenix, Arizona 85027-7042
Tel: (623) 465-7356; (800) 255-DSET
FAX: (623) 465-9409
Website: www.atlas-mts.com

Q-Lab Arizona Test Services
24742 West Durango Street
Buckeye, Arizona 85326
Tel: (623) 386-5140
FAX: (623) 386-5143
Website: www.q-lab.com

Atlas Weathering Services Group
South Florida Test Services Everglades Division
16100 S.W. 216th Street
Miami, Florida 33170
Tel: (305) 245-3659
FAX: (305) 245-9122
Website: www.atlas-mts.com

Q-Lab Florida Test Services and
1005 S.W. 18th Avenue, P.O.
Box 349490
Homestead, Florida 33034
Tel: (305) 245-5600
FAX: (305) 245-5656
Website: www.q-lab.com

Excerpts from Section 14 from FMVSS 108

S14.1.2 Plastic optical materials. All plastic materials used for optical parts such as lenses and reflectors on lamps or reflective devices required or allowed by this standard must conform to the material test requirements of S14.4.2.

S14.1.3 All coatings used on optical materials must have added to their formulations an optical brightener, whose presence is detectable by ultraviolet light, to aid in testing for their presence. Other equivalent industry accepted methods may be used as an alternative.

S14.4.2 *Plastic optical materials tests.* Accelerated weathering procedures are not permitted.

S14.4.2.1 *Samples.*

S14.4.2.1.1 Samples of materials shall be injection molded into polished metal molds to produce test specimens with two flat and parallel faces. Alternative techniques may be used to produce equivalent specimens.

S14.4.2.1.2 Test specimens shape may vary, but each exposed surface must contain a minimum uninterrupted area of 32 sq cm.

S14.4.2.1.3 Samples must be furnished in thicknesses of 1.6 +/- 0.25 mm, 2.3 +/- 0.25 mm, 3.2 +/- 0.25 mm, and 6.4 +/- 0.25 mm. S14.4.2.1.4 All samples must conform to the applicable color test requirement of this standard prior to testing.

S14.4.2.1.5 A control sample, kept properly protected from influences which may change its appearance and properties of each thickness, must be retained.

S14.4.2.2 *Outdoor exposure test.*

S14.4.2.2.1 Outdoor exposure tests of 3 years in duration must be made on samples of all materials, including coated and uncoated versions, used for optical parts of devices covered by this standard. Tests are to be conducted in Florida and Arizona.

S14.4.2.2.2 Concentrations of polymer components and additives used in plastic materials may be changed without outdoor exposure testing provided the changes are within the limits of composition represented by higher and lower concentrations of

these polymer components and additives previously tested to this section and found to meet its requirements.

S14.4.2.2.3 Procedure. S14.4.2.2.3.1 One sample of each thickness of each material must be mounted at each exposure site so that at least a minimum uninterrupted area of 32 sq cm of the exposed upper surface of the sample is at an angle of 45 degrees to the horizontal facing south. The sample must be mounted in the open no closer than 30 cm (11.8 in) to its background.

S14.4.2.2.3.2 During the exposure time the samples must be cleaned once every three months by washing with mild soap or detergent and water, and then rinsing with distilled water. Rubbing must be avoided.

S14.4.2.2.4 *Performance requirements.* Plastic lenses, other than those incorporating reflex reflectors, used for inner lenses or those covered by another material and not exposed directly to sunlight must meet the optical material test requirements when covered by the outer lens or other material.

S14.4.2.2.4.1 After completion of the outdoor exposure test the haze and loss of surface luster as measured by ASTM D1003-92 (incorporated by reference, see § 571.5) must not be greater than: (a) 30% for materials used for outer lenses, other than those incorporating reflex reflectors; (b) 7% for materials used for reflex reflectors and lenses used in front of reflex reflectors.

S14.4.2.2.4.2 After completion of the outdoor exposure test materials used for headlamp lenses must show no deterioration.

S14.4.2.2.4.3 After completion of the outdoor exposure test all materials, when compared with the unexposed control samples, must not show physical changes affecting performance such as color bleeding, delamination, crazing, or cracking. Additionally materials used for reflex reflectors and lenses used in front of reflex reflectors must not show surface deterioration or dimensional changes.

S14.4.2.2.4.4 After completion of the outdoor exposure test all materials, when compared with the unexposed control samples, must not have their luminous transmittance changed by more than 25% when tested in accordance with ASTM E308–66 (incorporated by reference, see § 571.5) using CIE Illuminant A (2856K). S14.4.2.2.4.5 After completion of the outdoor exposure test all materials must conform to the color test of this standard in the range of thickness stated by the material manufacturer.

S14.4.2.3 *Heat test.*

S14.4.2.3.1 *Procedure.* Two samples of each thickness of each material must be supported at the bottom, with at least 51 mm of the sample above the support, in the vertical position in such a manner that, on each side, the minimum uninterrupted area of exposed surface is not less than 3225 sq mm. The samples are placed in a circulating air oven at 79 Degrees +/- 3 Degrees for Two hours.

S14.4.2.3.2 *Performance requirements.*

After completion of the heat exposure and cooling to room ambient temperature, a test specimen must show no change in shape and general appearance discernable to the naked eye when compared with an unexposed specimen and continue to conform to the applicable color test requirement of this standard.

Appendix C: DOT Interpretation Files and Supplemental Lab Information



US 20160161642A1

(19) **United States**

(12) **Patent Application Publication**
Dellock et al.

(10) **Pub. No.: US 2016/0161642 A1**
(43) **Pub. Date: Jun. 9, 2016**

(54) **HARD-COAT INFUSED POLYCARBONATE HEADLAMP LENS AND RELATED METHOD**

Publication Classification

(71) Applicant: **FORD GLOBAL TECHNOLOGIES, LLC**, Dearborn, MI (US)

(51) **Int. Cl.**
G02B 1/14 (2006.01)
F21S 8/10 (2006.01)
B29D 11/00 (2006.01)

(72) Inventors: **Paul Kenneth Dellock**, Northville, MI (US); **Talat Karmo**, Waterford, MI (US); **Stuart C. Salter**, White Lake, MI (US); **Arsen Terjimanian**, Troy, MI (US); **Joseph Myszka**, Livonia, MI (US)

(52) **U.S. Cl.**
CPC **G02B 1/14** (2015.01); **B29D 11/00009** (2013.01); **B29D 11/00865** (2013.01); **F21S 48/1225** (2013.01); **B29K 2069/00** (2013.01)

(21) Appl. No.: **14/832,454**

(57) **ABSTRACT**

(22) Filed: **Aug. 21, 2015**

Related U.S. Application Data

(60) Provisional application No. 62/086,965, filed on Dec. 3, 2014.

A headlamp lens includes a polycarbonate substrate and an infused protective skin covering on at least one surface of the polycarbonate substrate.

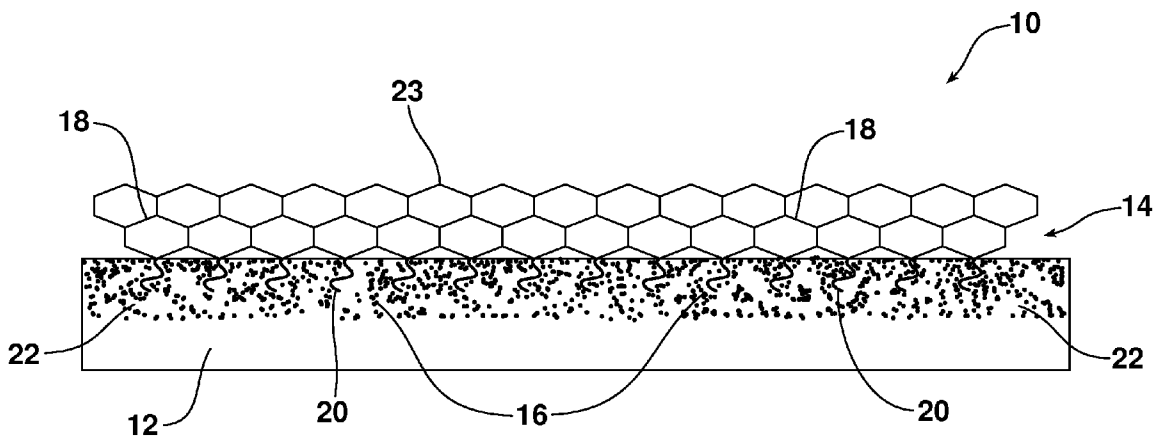
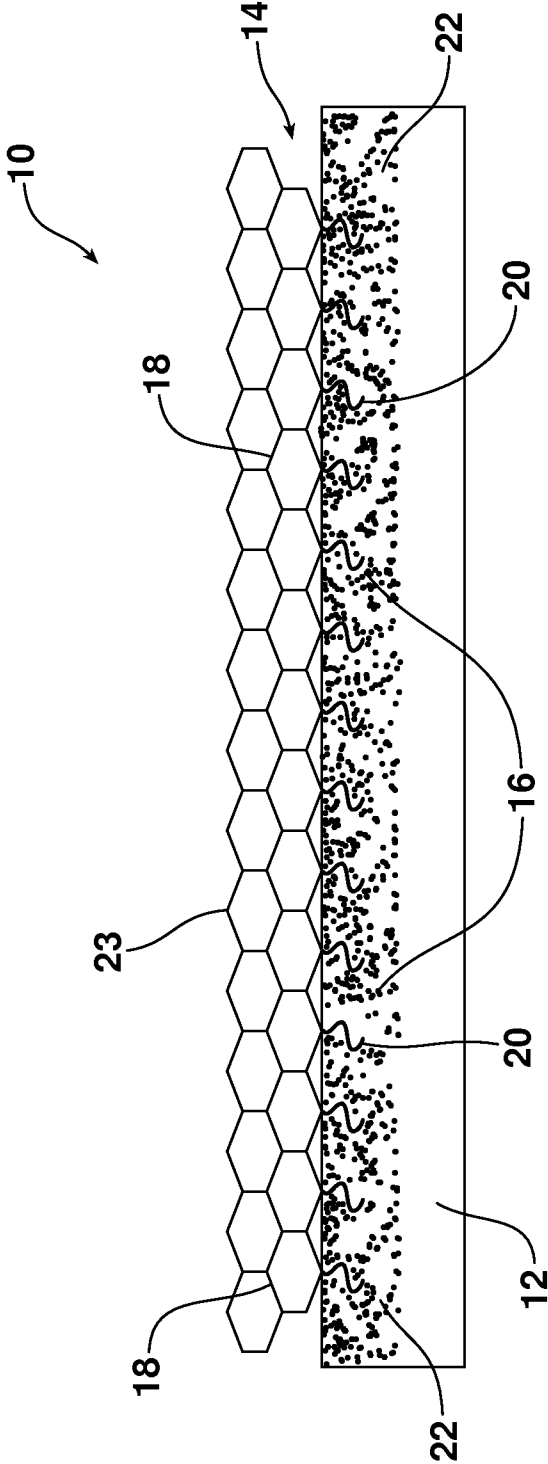


FIG. 1



HARD-COAT INFUSED POLYCARBONATE HEADLAMP LENS AND RELATED METHOD

[0001] This application claims the benefit of U.S. provisional patent application Ser. No. 62/086,965 filed on 3 Dec. 2014, the full disclosure of which is incorporated herein by reference.

TECHNICAL FIELD

[0002] This document relates generally to the vehicle equipment field and, more particularly, to a hard-coat infused polycarbonate lens that is less expensive to produce and provides better performance including, particularly, better resistance to UV degradation over time so as to remain clear for the free passage of light for the life of the vehicle.

BACKGROUND

[0003] Currently, headlamp lenses are molded from optically clear polycarbonate. In order to protect the headlamp lenses from both abrasion and ultraviolet (UV) weathering degradation, a clear silica hard-coat and anti-UV additives are applied to the forward surface of the headlamp. Silica hard-coated polycarbonate headlamp lenses provide excellent resistance to scratches and excellent impact performance. However, silica hard-coated polycarbonate headlamp lenses suffer a number of drawbacks.

[0004] More specifically, the silica hard-coating process is very expensive and typically requires large facility expense in order to implement. Further, exposure to UV radiation from the rays of the sun attacks both the coating and the lens base polycarbonate substrate. Current state-of-the-art UV protection lasts up to 3000 hours of accelerated weathering. However, it should be appreciated that many vehicles including, for example, those in the Sun Belt areas of the United States are exposed to substantial UV radiation that, over time, breaks down the substrate leading to yellowing and clouding which reduces headlamp performance. Further, as the UV rays of the sun degrade the substrate, the silica hard-coat may delaminate from the polycarbonate substrate accelerating the substrate degradation. This also leads to degradation of the impact performance of the lens. Still further, the hard-coat process relies upon volatile organic compounds (VOCs) which are an environmental concern.

[0005] This document relates to a new and improved method that provides similar or improved scratch resistance and significantly better UV performance than found in current polycarbonate headlamp lenses. As a result, impact resistance and clarity may be better maintained for the life of the vehicle. Further, the method utilized to provide this increased performance is more affordable than and does not release VOCs into the atmosphere like the prior art process.

SUMMARY

[0006] In accordance with the purposes and benefits described herein, a headlamp lens is provided. That headlamp lens comprises a polycarbonate substrate and an infused protective skin covering at least one surface of the polycarbonate substrate.

[0007] In one possible embodiment, the infused protective skin includes a scratch-resistant agent and a UV inhibitor. In one possible embodiment, the scratch-resistant agent is silicone-based. In one possible embodiment, the scratch-resistant agent is selected from a group of materials consisting of

vinyl (mono-, di- and tri-alkoxysilanes), phenyl (mono-, di- and tri-alkoxysilanes), diphenyldialkoxysilanes, vinyltri-alkoxysilanes, and other silicone-based molecules and mixtures thereof.

[0008] In one possible embodiment, the UV inhibitor is selected from a group of materials consisting of benzophenone, a benzotriazole and mixtures thereof. Still further, in one possible embodiment, the infused protective skin further includes a UV stabilizer. In one possible embodiment, that UV stabilizer may be a hindered amine light stabilizer.

[0009] Still further, the polycarbonate substrate in any embodiment may include a plurality of pores. Further, the scratch-resistant agent may comprise silicon-based molecules having relatively large heads and relatively narrow tails wherein the heads rest on a surface of the substrate overlying the pores and the tails penetrate the pores and act as an anchor for the heads.

[0010] In accordance with an additional aspect, a method is provided of manufacturing a polycarbonate headlamp lens with an infused skin providing scratch resistance and UV protection. That method may be described as comprising the steps of molding the headlamp lens substrate from polycarbonate material, cleaning the polycarbonate substrate following molding and infusing a surface of the polycarbonate substrate with a protective skin to produce polycarbonate infused headlamp lenses. This is then followed by rinsing and drying the lenses.

[0011] In one possible embodiment, the method further includes increasing the thickness of the protective skin following infusing. In one possible embodiment, this is done by chemically enhanced physical vapor deposition.

[0012] In one possible embodiment, the method includes incorporating a scratch resistant agent and a UV inhibitor in the protective skin. That scratch resistant agent may be selected from a group of materials consisting of vinyl (mono-, di- and tri-alkoxysilanes), phenyl (mono-, di- and tri-alkoxysilanes), diphenyldialkoxysilanes, vinyltrimethoxysilanes, other silicone-based molecules and mixtures thereof. Further, the method may include selecting the UV inhibitors from a group of materials consisting of benzophenone, a benzotriazole, other UV inhibitor compounds and mixtures thereof. Further, the method may include incorporating one or more UV stabilizers in the protective skin.

[0013] In one possible embodiment, the method includes cooling the headlamp lens substrate after molding and prior to cleaning to a temperature between 65° C. and room temperature. Further, the method includes infusing by dipping the substrate into an infusion tank including an infusion solution bath for a period of time between 10 to 60 seconds at a temperature between 65-90° C. so as to open pores in the substrate to allow superficial infusion of the protective skin to the substrate. In one possible embodiment, the scratch resistant agent and the UV inhibitor are infused in a single step. In another possible embodiment, the scratch resistant agent and the UV inhibitor are infused in multiple steps for the purposes of building up the desired thickness of the hard coating. In addition, the method may include the step of performing a scratch resistance test to select infused lenses and adjusting the concentration of additives in the infusion solution bath as required until the desired results are achieved.

[0014] In the following description there are shown and described several preferred embodiments of the headlamp lens. As should be realized, the headlamp lens is capable of other, different embodiments and its several details are

capable of modification in various, obvious aspects, all without departing from the headlamp lens as described in the following claims.

[0015] Accordingly, the drawings and descriptions should be regarded as illustrative in nature and not as restrictive.

BRIEF DESCRIPTION OF THE DRAWING FIGURE

[0016] The accompanying drawing figure incorporated herein and forming a part of the specification, illustrates several aspects of the infused headlamp lens and together with the description serves to explain certain principles thereof.

[0017] FIG. 1 is a schematic representation of the polycarbonate lens with an infused protective coating.

[0018] Reference will now be made in detail to the present preferred embodiments of the headlamp lens, an example of which is illustrated in the accompanying drawing figure.

DETAILED DESCRIPTION

[0019] Reference is now made to FIG. 1 illustrating the headlamp lens 10. That headlamp lens 10 comprises a polycarbonate substrate 12 and an infused protective skin 14 covering at least one surface (i.e. the forward surface) of the polycarbonate substrate and an optional PECVD (Plasma Enhanced Chemical Vapor Deposition) build-up.

[0020] In one embodiment, the infused protective skin 14 includes a scratch resistance agent and a UV inhibitor. In one possible embodiment, the scratch resistance agent is silicone-based. Such a scratch resistance agent may be selected from a group of materials consisting of vinyl (mono-, di- and tri-alkoxysilanes), phenyl (mono-, di- and tri-alkoxysilanes), diphenyldialkoxysilanes, vinyltrimethoxysilanes, and other silicone-based molecules and mixtures thereof.

[0021] In one embodiment the UV inhibitor is selected from a group of materials consisting of a benzophenone, a benzotriazole, or other compounds like hydroxyphenyltriazines and mixtures thereof. Further, in one possible embodiment the infused protective skin further includes one or more UV stabilizers. The UV stabilizer may take the form of a hindered amine light stabilizer.

[0022] As illustrated in FIG. 1, in any of the embodiments the polycarbonate substrate 12 includes a plurality of pores 16. In one possible embodiment, the scratch resistance agent comprises silicone-based molecules having relatively large heads 18 and relatively narrow tails 20 wherein the heads rest on a surface of the substrate 12 overlying the pores 16 so as to provide a hard, impact resistant protective coating while the tails 20 penetrate the pores and act as an anchor for the heads. Advantageously, this structure provides a chemical bond between the infused protective skin 14 and the polycarbonate substrate 12 that is (a) far superior to and (b) resists the delamination characteristic of mechanically bonded hard-coats provided on headlamp lenses made in accordance with methods known in the art. It also serves to seal in the UV inhibitor 22 that has penetrated and been deposited deep in other pores 16.

[0023] In accordance with an additional aspect, a method is provided for manufacturing a polycarbonate headlamp lens 10 having a polycarbonate substrate 12 and an infused skin 14 providing scratch resistance and UV protection. That method may be broadly described as comprising the steps of molding the headlamp lens substrate 12 from the polycarbonate mate-

rial, cleaning the polycarbonate substrate following molding, infusing a surface of the polycarbonate substrate with a protective skin 14 and adding an optional PECVD layer 23 to produce an infused headlamp lens 10, rinsing the lens and drying the lens. The method may also include incorporating a scratch resistance agent and a UV inhibitor in the protective skin 14. Further, the method may include selecting a scratch resistance agent from a group of materials consisting of vinyl (mono-, di- and tri-alkoxysilanes), phenyl (mono-, di- and tri-alkoxysilanes), diphenyldialkoxysilanes, vinyltrimethoxysilanes, and other silicone-based molecules and mixtures thereof.

[0024] In addition the method may include the selecting of the UV inhibitor from a group of materials consisting of a benzophenone, a benzotriazole, other compounds like hydroxyphenyltriazines and mixtures thereof. Further the method may include incorporating a UV stabilizer in the protective skin 14.

[0025] Still more specifically, the method may include cooling the headlamp lens substrate 12 after molding and prior to cleaning to a temperature of between 65° C. and room temperature. Further the infusing step may include dipping the substrate 12 into an infusion tank including an infusion solution bath for a period of time of between 10 to 60 seconds at a temperature between 65-90° C. so as to open the pores 16 in the substrate to allow superficial infusion of the protective skin 14 into the substrate. In one possible embodiment, the scratch resistance agent and the UV inhibitor are infused in a single step. In another possible embodiment, the scratch resistance agent and the UV inhibitor are infused in multiple steps. In another embodiment, the method includes performing a scratch resistance test to selected infused lenses and adjusting the concentrations of additives in the infusion solution bath as required until the desired results are achieved.

[0026] Another embodiment is to increase the depth of the silica layer by using an additional deposition process such as PECVD or other deposition process.

[0027] In yet another embodiment, the thickness of the infused skin may be further increased by appropriate physical or chemical conditioning or both. A potential way of achieving this is by chemically enhanced physical vapor deposition (CEPVD). In this technique, the infused polycarbonate is placed inside a chamber where silica and related silicon-based compounds (precursors) are ionized and vaporized under partial vacuum at moderate or near ambient temperatures and the vapors are allowed to deposit and condense onto the infused polycarbonate. Final hard coating thicknesses are controlled by the selection of the type of precursor and the chamber time/temperature/vacuum pressure to which the polycarbonate is exposed. In one possible embodiment, the thickness of the infused protection skin is between 1 and 10 microns. In another possible embodiment the protective skin has a thickness of about 7 microns. Where CEPVD is used to increase the thickness of the protective skin, the infused silica surface is receptive to chemical bonding and physical binding with the vaporized silica and related silicon-based compounds to provide a hard, scratch resistant layer.

[0028] In one possible embodiment, the polycarbonate headlamp lens substrate may be removed from the molding tool using an overhead conveyor transport. The molded lens may then be cooled to a temperature between 65° C. and room temperature by air circulation or other means prior to cleaning. Cleaning may be completed by dipping the lens 10 into a

tank filled with distilled, deionized water for 10 to 30 seconds. That water is maintained at anywhere from room temperature to 65° C.

[0029] After cleaning, the lens is dipped into an infusion tank holding an infusion solution bath for from 10 to 60 seconds wherein the bath is held at 65 the 90° C. The bath opens the pores **16** in the surface of the substrate **12** to allow superficial infusion of the additives in the infusion solution to a depth of 0.1-10 μ or more as desired.

[0030] If the scratch resistance agent and the UV inhibitor are infused in a single step, the infusion solution bath includes an aqueous mixture of surface active agents including ionic and nonionic surfactants (emulsifiers). These surfactants hold two or more immiscible liquids, solids and mixtures in suspension. Proper emulsification is essential to the satisfactory performance of the carrier. Emulsifiers can be ionic (anionic, cationic, and amphoteric) and non-ionic.

[0031] Sodium stearate (a soap)—is an example of an anionic surfactant;

[0032] Trimethylhexadecyl ammonium bromide—is an example of a cationic surfactant;

[0033] Cocoamidopropylbetaine—is an example of an amphoteric surfactant; and

[0034] Polyethylene ethoxylate—is an example of a non-ionic surfactant.

[0035] Additional chemicals in the infusion solution bath may further include ethanol, other solvents, dispersants, plasticizers and leveling agents. If the scratch resistance agent and the UV inhibitor are infused in a single step, the infusion solution bath may further include hard coating materials based on the hard coating formula and the UV protection formula described below. In the event the scratch resistance agent and the UV inhibitor are to be infused in multiple steps, the first infusion path would include either the hard coating formula or the UV protection formula and a second infusion coating bath would include the other of the hard coating formula or UV protection formula.

[0036] For purposes of this document the hard coating formula may be described as comprising a number of silicone-based molecules that are suitable for the hard coating infusion of the polycarbonate lens **12**. As previously noted, these may include vinyl (mono-, di- and tri-alkoxysilanes), phenyl (mono-, di- and tri-alkoxysilanes), diphenyldialkoxysilanes, vinyltrimethoxysilane, other silicone-based molecules and mixtures thereof. Such molecules have long chain organic tails **20** that are able to penetrate the polycarbonate pores **16** and act as chemical anchor sites.

[0037] For purposes of this document the UV protection formula may be described as including UV absorbers based on conjugated compounds (containing double bonds) that absorb the UV radiation and re-emit it in the lower energy infrared range. These include benzophenones and benzotriazoles. Additionally, the UV protection, may include UV stabilizers. One of the most effective and important stabilizers are the hindered amine light stabilizers (HALS). Rather than simply absorbing the light energy, these stabilizers work by interrupting the photo degradation process before it can get destructively underway. The mechanisms used include “free radical scavenging”, “peroxide decomposition” as well as energy absorption.

[0038] With the exception for water and alcohol, concentrations of the various chemicals may range from 0.01% to 10% each by weight or by volume. Concentrations of water and alcohol can range from 10 to 90% by volume.

[0039] Rinsing of the lens following infusion may comprise dipping the lens **10** in a second rinse tank of distilled ionized water for 10 to 30 seconds that has a temperature anywhere from room temperature to 65° C. The lens **10** is then removed from the tank and air dried such as by means of a drying fan. After performing any necessary scratch resistance testing on a selected test sample specimen, the remaining lenses **10** in the group of lenses being manufactured together are packaged for shipment. As should be appreciated all the steps may be performed by utilizing a robotic system with precise timing and sequencing protocol. Further, it should be appreciated that the headlamp lenses **10** may be infused at the molding site or at a remote facility any time after molding.

[0040] The foregoing has been presented for purposes of illustration and description. It is not intended to be exhaustive or to limit the embodiments to the precise form disclosed. Obvious modifications and variations are possible in light of the above teachings. All such modifications and variations are within the scope of the appended claims when interpreted in accordance with the breadth to which they are fairly, legally and equitably entitled.

What is claimed:

1. A headlamp lens, comprising:
a polycarbonate substrate; and
an infused protective skin covering at least one surface of said polycarbonate substrate.
2. The lens of claim 1, wherein said infused protective skin includes a scratch resistance agent and a UV inhibitor.
3. The lens of claim 2, wherein said scratch resistance agent is silicone based.
4. The lens of claim 3, wherein said scratch resistance agent is selected from a group of materials consisting of vinyl (mono-, di- and tri-alkoxysilanes), phenyl (mono-, di- and tri-alkoxysilanes), diphenyldialkoxysilanes, vinyltrimethoxysilane, other silicone-based molecules and mixtures thereof.
5. The lens of claim 4, wherein said UV inhibitor is selected from a group of materials consisting of a benzophenone, a benzotriazole, a hydroxyphenyltriazine, and mixtures thereof.
6. The lens of claim 5, wherein said infused protective skin further includes a UV stabilizer.
7. The lens of claim 6, wherein said UV stabilizer is a hindered amine light stabilizer.
8. The lens of claim 3, wherein said polycarbonate substrate includes a plurality of pores.
9. The lens of claim 8, wherein said scratch resistance agent comprises silicone based molecules having relatively large heads and relatively narrow tails wherein said heads rest on a surface of said substrate overlying said pores and said tails penetrate said pores and act as an anchor for said heads.
10. A method of manufacturing a polycarbonate headlamp lens with an infused skin providing scratch resistance and UV protection, comprising:
molding said headlamp lens substrate from polycarbonate material;
cleaning said polycarbonate substrate following molding;
infusing a surface of polycarbonate substrate with a protective skin to produce polycarbonate infused headlamp lens;
rinsing said lens; and
drying said lens.
11. The method of claim 10, further including increasing thickness of said protective skin following infusing.

12. The method of claim **11**, including increasing thickness of said protective skin by chemically enhanced physical vapor deposition.

13. The method of claim **11**, including incorporating a scratch resistance agent and a UV inhibitor in said protective skin.

14. The method of claim **13**, including selecting said scratch resistance agent from a group of materials consisting of vinyl (mono-, di- and tri-alkoxysilanes), phenyl (mono-, di- and tri-alkoxysilanes), diphenyldialkoxysilanes, vinyltrimethoxysilanes, and other silicone-based molecules and mixtures thereof.

15. The method of claim **14**, including selecting said UV inhibitors from a group of materials consisting of a benzophenone, a benzotriazole, a hydroxyphenyltriazine, and other UV inhibitor compounds and mixtures thereof.

16. The method of claim **15**, including incorporating a UV stabilizer in said protective skin.

17. The method of claim **11**, further including cooling said headlamp lens substrate after molding and prior to cleaning to a temperature between 65° C. and room temperature.

18. The method of claim **13**, wherein infusing includes dipping said substrate into an infusion tank including an infusion solution bath for a period of time of between 10-60 seconds at a temperature of between 65-90° C. so as to open pores in said substrate to allow superficial infusion of said protective skin into said substrate.

19. The method of claim **18**, wherein said scratch resistance agent and said UV inhibitor are infused in (a) a single step or (b) in multiple steps for the purposes of building up the desired thickness of the hard coating.

20. The method of claim **18**, including performing a scratch resistance test to selected infused lenses and adjusting concentration of additives in said infusion solution bath as required until desired results are achieved.

* * * * *

modifications for nitrogen oxides as precursors to ozone under § 52.21.

* * * * *

[FR Doc. 2011-19897 Filed 8-5-11; 8:45 am]

BILLING CODE 6560-50-P

DEPARTMENT OF TRANSPORTATION

National Highway Traffic Safety Administration

49 CFR Part 571

[Docket No. NHTSA-2007-28322]

RIN 2127-AL00

Federal Motor Vehicle Safety Standards; Lamps, Reflective Devices, and Associated Equipment

AGENCY: National Highway Traffic Safety Administration (NHTSA), Department of Transportation (DOT).

ACTION: Final rule; response to petitions for reconsideration.

SUMMARY: On December 4, 2007, NHTSA published a final rule that amended the Federal motor vehicle safety standard for lamps, reflective devices, and associated equipment with an effective date of September 1, 2008. In response, the agency received thirteen petitions for reconsideration. The effective date of the final rule was delayed in subsequent notices to December 1, 2012. This document corrects several technical errors in the final rule and completes the agency's response to the issues raised in the submitted petitions for reconsideration.

DATES: *Effective Date:* The final rule is effective December 1, 2012. The incorporation by reference of certain publications listed in the rule is approved by the Director of the Federal Register as of December 1, 2012.

Compliance Date: Voluntary early compliance is permitted beginning August 8, 2011.

Petitions for Reconsideration: Petitions for reconsideration of this final rule must be received not later than September 22, 2011.

ADDRESSES: Any petitions for reconsideration should refer to the docket number of this document and be submitted to: Administrator, National Highway Traffic Safety Administration, 1200 New Jersey Avenue, SE., West Building, Ground Floor, Docket Room W12-140, Washington, DC 20590.

FOR FURTHER INFORMATION CONTACT:

For technical issues: Mr. Mark Price, Office of Crash Avoidance Standards (NVS-121), NHTSA, 1200 New Jersey Avenue, SE., West Building,

Washington, DC 20590 (Telephone: (202) 366-0098) (Fax: (202) 366-7002).

For legal issues: Mr. Thomas Healy, Office of the Chief Counsel (NCC-112), NHTSA, 1200 New Jersey Avenue, SE., West Building, Washington, DC 20590 (Telephone: (202) 366-2992) (Fax: (202) 366-3820).

SUPPLEMENTARY INFORMATION:

Table of Contents

- I. Executive Summary
- II. Background
- III. Petitions for Reconsideration
 - A. Definitions
 - B. Technical Amendments
 - C. Claims of Substantive Amendment
 - D. Amendments To Improve Clarity
- IV. Agency Analysis and Response
 - A. Definitions
 - B. Technical Amendments
 - C. Claims of Substantive Amendment
 - D. Amendments To Improve Clarity
 - E. Preemptive Effect of FMVSS No. 108
- V. Rulemaking Analyses and Notices

I. Executive Summary

On December 4, 2007 NHTSA published a final rule¹ that amended Federal Motor Vehicle Safety Standard (FMVSS) No. 108, *Lamps, reflective devices, and associated equipment*. That final rule reorganized the regulatory text and explicitly added to the text existing requirements from third-party standards that had previously been incorporated by reference. In rewriting the standard NHTSA sought not to make any substantive changes or impose new requirements on regulated parties. The objectives of the rewrite were to: (1) Make requirements easier to find and comprehend; (2) present performance requirements and test procedures together in one place, instead of obliging the user to locate the relevant provisions of third-party documents previously incorporated by reference; and (3) update FMVSS No. 108 to reflect significant letters of interpretation. The rewrite of FMVSS No. 108 was considered administrative in nature because the standard's existing requirements and obligations were not increased, decreased, or substantively modified.

The agency received several petitions for reconsideration which stated some aspects of the final rule failed to adhere to the agency's stated goal of not substantively modifying the standard's existing requirements. Also, the agency received petitions for reconsideration that identified formatting and grammatical errors. In addition to the petitions addressing the technical aspects of the standard, the agency also received a submission questioning the

discussion of the preemptive effect of FMVSS No. 108 included in the preamble of the final rule. After careful review and consideration of the petitions for reconsideration, the agency is amending FMVSS No. 108 in order to correct technical errors within the final rule and is providing a partial response to petitions for reconsideration including the submission addressing the preemptive effect of the rule. The remaining items in the petitions for reconsideration, which include substantive issues and are not addressed within this partial response, will be addressed in a separate notice. We expect to publish that notice before the final rule effective date of December 1, 2012.

II. Background

NHTSA published a Notice of Proposed Rulemaking (NPRM) on December 30, 2005² proposing to reorganize FMVSS No. 108 and improve the clarity of the standard's requirements, thereby increasing its utility for regulated parties. The proposed administrative rewrite attempted to make the standard more understandable by adopting a simplified numbering scheme to improve organization; by grouping related materials in a more logical and consistent sequence; and by reducing the certification burden of regulated parties who previously needed to review a few dozen third-party documents.

From a regulatory perspective, it was the agency's intention, as expressed in the NPRM, that the administrative rewrite of FMVSS No. 108 would neither result in any current obligations being diminished, nor any new obligations being imposed. In other words, the substantive requirements of the standard would be identical to those of the currently-applicable version of FMVSS No. 108 and underlying documents incorporated by reference. Therefore, we stated that regulated parties would not need to make any changes to their respective products or production processes if our proposal were made final.

The agency considered comments received on the NPRM and published a final rule on December 4, 2007. The final rule incorporated some of the comments received in response to the NPRM by further consolidating test procedures and performance requirements from multiple tables to single paragraphs, incorporating additional Society of Automotive Engineers (SAE) documents directly

¹ 72 FR 68234, (Dec. 4, 2007).

² 70 FR 77454, (Dec. 30, 2005).

into the regulatory text, and further consolidating marking requirements. The final rule also added additional tables and figures and changed the structure of the standard to present the requirements in a more standardized and user-friendly manner. The final rule amended FMVSS No. 108 by: (1) Reorganizing the regulatory text so that it provides a more straightforward and logical presentation of the applicable regulatory requirements; (2) incorporating important agency interpretations of the existing requirements; and (3) reducing reliance on third-party documents incorporated by reference. The preamble of the final rule again stated that it was not the agency's intention to create any substantive changes to the standard through the administrative rewrite.

III. Petitions for Reconsideration

NHTSA received thirteen timely petitions for reconsideration from automotive manufacturers, lighting suppliers, motorcycle manufacturers, material manufacturers, a testing laboratory, and a trial bar association.³ The Alliance of Automobile Manufacturers (AAM), Ford Motor Company (Ford), Nissan North America (Nissan), Toyota Motor North America (Toyota), Koito Manufacturing Co. LTD (Koito), Valeo Lighting Systems (Valeo), Grote Industries LLC (Grote), Harley-Davidson Motor Company (Harley-Davidson), GE Consumer & Industrial—Lighting (GE), SABIC Innovative Plastics (SABIC), Calcoast, and American Association for Justice (AAJ) submitted petitions for reconsideration of the final rule. The Motor and Equipment Manufacturers Association (MEMA), the Transportation Safety Equipment Institute (TSEI), and the Motor Vehicle Lighting Council (MVLIC), collectively the Associations, submitted a joint petition for reconsideration. Several of the petitions claimed that the final rule imposed new substantive requirements that were not previously included in the old standard. Many of the petitions pointed out grammatical and formatting issues contained in the final rule. The petitions also requested that the agency make additional technical changes and amend the format of some areas of the final rule to further advance the goals of the rewrite. Other petitions claimed that the final rule failed to accurately transpose previously referenced documents or interpretation letters into the regulation text. The petition

submitted by AAJ challenged the preemptive language of the final rule preamble. The remaining petitions requested substantive changes to the rule.

The matters raised in the petitions fall generally into four categories and will be answered as follows: (1) Requests that additional definitions be added to the final rule; (2) requests for technical amendments to the final rule to correct grammar, formatting, and technical issues; (3) claims that the agency added new substantive requirements to the standard during the rewrite; and (4) requests for amendments to the standard to improve readability or clarify certain language. The petitions requesting substantive amendments to the rule will be addressed in another notice.

A. Definitions

Several petitioners requested that the agency add new definitions to clarify terms used in the text of the final rule. AAM and Nissan requested that the definition of a clearance lamp be modified to remove the language containing the mounting and spacing requirements for the lamp. AAM and Nissan claimed that the mounting and spacing requirements are contained elsewhere in FMVSS No. 108, therefore, it was not necessary that these requirements be included in the definition. Nissan claimed that removing the mounting and spacing requirements would make the definition more consistent with the definitions of other lamps regulated by the standard. Similarly, both petitioners requested that language regarding mounting and spacing requirements be removed from the definitions of identification and side marker lamps. AAM and Nissan suggested a definition that would eliminate the mounting location description and spacing requirements from each of these three lamp definitions.

The Associations, Grote, and Valeo suggested creating a definition for the term "headlamp system." Each of these petitioners suggested the following definition: "A vehicle-based headlighting system which is composed of headlamps mounted on opposite sides of and symmetrical to the centerline of the vehicle."

Nissan suggested a definition for the term "multiple compartment lamp." Nissan suggested the following definition: "Multiple compartment lamp means a device which gives its indication by two or more areas, illuminated by separate light sources, which are joined by one or more common parts, such as a housing or lens." Nissan pointed out that this

definition was similar to the definition used in an interpretation letter to Al Cunningham on November 3, 1988⁴ that responded to his request for clarification as to the meaning of the term "multiple compartment lamp."

The Associations pointed out that the agency placed the definitions for all of the various headlamp types, except "combination headlamp," in the definition section of the final rule. They suggested the following definition be added to the definitions section:

"Combination headlamp system: For a two lamp system, a combination of two different headlamps chosen from: Type F, an integral beam headlamp, or a replaceable bulb headlamp and for a four lamp system, any combination of four different headlamps chosen from: Type F, an integral beam headlamp, or a replaceable bulb headlamp." The Associations and Grote recommended replacing the terms "lamps section" or "compartments" with a universal term "lighted sections."

B. Technical Amendments

The petitions requested various technical amendments to the standard to amend formatting and grammatical issues. Nissan stated that the agency referenced an American Society for Testing and Materials (ASTM) specification in the final rule in paragraph S14.5.3.2 yet this specification was not listed in paragraph S5.

Nissan pointed out a grammatical error in paragraph S6.4.4. Nissan suggested changing the phrase " * * * overall width, that are * * * " to " * * * overall width, that is * * * "

AAM requested that the "DOT marking" requirement for headlamps located in paragraph S6.5.1 be moved to paragraph S6.5.3 so that it would be located with the other headlamp markings.

The Associations and AAM noted that paragraph S6.5.3 occurs twice, once marked *Headlamp markings* and once marked *Trademark*. They requested that the Trademark paragraph numbering change to S6.5.3.1.

AAM requested that the format of "SEALED BEAM," as shown in paragraph S6.5.3.3.1, be standardized with the format as it appears in Table III, which is not fully capitalized. AAM requested that the phrase be modified to "Sealed Beam" in paragraph S6.5.3.3.1.

AAM stated that in paragraph S7.1.1.11, FMVSS No. 108's revised text uses the term "compartments" even though the preamble to that rule stated

³NHTSA also received several petitions for reconsideration after the January 18, 2008 deadline specified in the final rule. It is the agency's policy to treat untimely petitions for reconsideration as petitions for rulemaking. See 49 CFR 553.35.

⁴ <http://isearch.nhtsa.gov/files/31350.html>.

that this term would be used in the singular form.

AAM recommended adding a qualifying statement “provided that the requirements of S6.1.3.2 are met” to paragraphs S7.1.1.11.1, similar to the statements used in paragraphs S7.1.2.11.1, S7.2.11.1, and S7.3.11.1, in order to clarify the requirements for multiple compartment lamps.

Nissan requested that the phrase “generated by a 1.0 radius around * * *” be changed to “generated by a 1.0 degree radius around * * *” in paragraph S7.1.1.12.4.

AAM recommended a modification to paragraph S7.2.9, which deals with taillamp markings. AAM requested that the agency change the pointing statement in that paragraph to point to the specific subparagraph S6.5.1.2 rather than paragraph S6.5. AAM also requested that a more specific pointer be added for paragraphs S7.3.9, S7.4.9, S7.5.9, S7.6.9, S7.7.9, S7.8.9, S7.9.9, S7.10.9, S7.11.9, and S8.1.9.

AAM requested that S7.7.4 be changed from pointing to Tables I (a–c) that state “No requirement.” to simply state within that text “No Requirement.” AAM pointed out that this is consistent with other areas of the regulatory text such as in paragraphs S7.7.7 and S7.7.8.

The Associations requested that the paragraph numeration be corrected in the subparagraphs of S7.9.14. They stated that the paragraph structure contains S7.9.14.1.1 and S7.9.14.1.2, however, it does not contain a paragraph S7.9.14.1.

Nissan noted a grammatical error in paragraph S14.2.1.5.2. It requested that the wording be modified from “* * * of multiple compartment lamp or * * *” to “* * * of multiple compartment lamps or * * *”.

Toyota requested that paragraph S14.3.1 be modified to use the abbreviation “in.” for the unit inch instead of the abbreviation “in” without a period.

GE and the Associations requested a modification to paragraph S14.6.9.1.1, which they pointed out incorrectly converts 176 degrees Fahrenheit to 60 degrees Celsius. They requested the Celsius number be changed to 80 degrees.

Nissan and AAM stated that within Table I–a, the subtitle *Additional Lamps, Required on All Multipurpose Passenger Vehicles (MPV), Trucks, and Buses, 2032 MM or More in Overall Width* appears twice. AAM and Nissan also requested that the activation criteria text be moved to the *Device Activation* column from the *Mounting Height* column for the lower beam headlamp, which is currently blank. In

addition, Nissan requested that the activation specifications for the upper beam headlamp read: “Steady burning, except may be flashed for signaling purposes.” Nissan also requested that English units of measurement be added to the *Mounting Height* column of Table I–a for the lower and upper beam headlamps. AAM requested that all measurements in Tables I–a, I–b, and I–c be displayed in both English and metric units. AAM requested that a horizontal line be placed above the DRL subtitle. Both Nissan and AAM requested that the mounting location and color information be moved to the appropriate column for reflex reflectors in Table I–a. Nissan asked that the subtitle for additional lamps required for wide vehicles change the word “truck” to “trucks.” AAM and Nissan requested that the turn signal truck tractor exception be moved to a new line.

AAM noted that a billing code is inappropriately located after Table I–c. AAM requested that, within the mounting location column for the upper beam headlamp, a note be added that states: “See additional requirements in S10.14.1, S10.17.1.2, and S10.17.1.3,” to reference additional mounting requirements for motorcycle headlamps. AAM also noted that the same column for the lower beam headlamp points to paragraph S6.1.4.2.1.3, however, this paragraph does not exist. The Associations and AAM requested that the word “between” be added to the turn signal minimum edge to edge distance.

AAM claimed that the term “Motorcycle Headlamp” in Table III should read “Motorcycle Replaceable Bulb Headlamp” so that it agrees with paragraph S10.17.2. AAM also suggested adding the word “Optional” in the markings of the Table III column for *Lamps (Other Than Headlamps), Reflective Devices, and Associated Equipment*. AAM also stated it found an incorrect pointing statement to S6.5.4.3 for the replaceable bulb headlamp in the *Requirement* column of Table III. AAM believed that the pointer should instead point to paragraph S6.5.3.4.1. AAM also pointed out that Table III does not contain the marking requirements for a replaceable lens headlamp called out in paragraph 5.8.11 of the existing FMVSS No. 108. Finally, AAM requested that the phrase “See requirements” be added to the sealed beam headlamp type designation in the *Marking Location* column.

For Table V–a, Nissan requested that the measurements for the required visibility for the backup lamp should be in both metric and English units.

The Associations, Nissan, and AAM pointed out that the alignment of lighting device functions to their corner points is incorrect in Table V–b. AAM requested the elimination of the billing code from the bottom of that table.

Nissan requested that the word “zone” be replaced with the word “group” in footnote 2 in Table VIII. Nissan also requested that the word “group” replace the word “zone” in footnote 4 of Table XII. Nissan made the same request of footnote 2 of Tables XIV and XV. Nissan requested that the agency amend footnote 2 of Table XVI to replace the word “zone” with the word “group.”

AAM requested that the agency amend footnote 6 of Table IX so that the photometric intensity requirements for stop lamps combined with taillamps correspond with SAE J1398 (MAY 1985), *Stop Lamps for Use on Motor Vehicles 2032 mm or More in Overall Width*, incorporated by reference in the currently applicable version of FMVSS No. 108. AAM stated that footnote 6 of Table IX should be changed to “values followed by a slash * * *” (in contrast to the current “Values preceded by a slash”) for the H–5L test point so that the standard required the correct photometric multiplier for wide vehicles.

In Table XV, Nissan noted that the test points columns should be listed as horizontal first and vertical second.

The Associations claimed that the final rule had an error in Figure 8, “Replaceable Light Source Detection Test Setup,” and requested that dimension “A” be replaced with the term “Light Center Length.” The Associations also requested that Figure 14 be changed. They stated that the material specification for the “Disc. arm Brace & Clamp” should appear as “SAE–AA–6061 T6 or equiv,” and the “Coil Spring and Level Clip” should appear as “Spring Steel SAE 1858 –Cadmium Plate.” Also, they stated that in Figure 14, “5.00 Bubble movement” should be replaced by “5.88 Bubble movement” and the screw “Typ. #18” should be “Typ. #10.” Finally, in Figure 14, the Associations suggested that the dimension of “100.33” should instead be “188.33.”

C. Claims of Substantive Amendment

Several of the petitions claimed that during the rewrite process the agency created new substantive requirements of FMVSS No. 108 when the agency incorporated SAE standards that petitioners claim were not fully incorporated or failed to accurately transpose the requirements of third party standards.

Valeo stated that paragraph S6.1.1.4 “would prohibit daytime running lights (DRLs) in combination with parking lights.” Valeo maintained that the existing regulatory text allowed DRLs to be incorporated with parking lamps and urged the agency to retain the existing provision. Valeo referenced paragraph S5.5.11(a) of the current standard, which states that any pair of lamps other than parking lamps or fog lamps may be wired as DRLs. Valeo claimed that the fact that parking lights cannot be used as DRLs is evident because parking lamps would not meet the photometric requirements of DRLs. Valeo claimed that there is no way to reconcile Table 1 of SAE J222 (DEC 1970), *Parking Lamps*, with the minimum requirement of 500 candela at point Horizontal-Vertical of the beam pattern required in the regulation text. Valeo pointed out that many vehicles currently use front turn signals that are optically combined with parking lamps as DRLs. Valeo requested that the agency clarify the wording of paragraph S6.1.1.4 to disallow a DRL consisting of the parking lamp alone, while allowing a DRL that is optically combined with the parking lamp.

Calcoast requested a modification to paragraph S6.1.3.2 to clarify the performance requirements for multiple lighted section lamps. This paragraph states that “when multiple lamp arrangements or multiple compartment rear turn signal lamps, stop lamps, or taillamps are used, with only a portion of the compartments or lamps installed on a rigid part of the vehicle, that portion must meet at least the photometric requirements for the applicable single compartment lamp.” Calcoast stated that it is concerned that this language could be interpreted as allowing a multiple lighted section lamp that is part of a multiple lamp arrangement, such as a light-emitting diode (LED) lamp, that is mounted on the fixed portion of the vehicle to comply only with the single lighted section rules and not the multiple lighted section rules. Calcoast asserted that this statement implies that when a multiple lamp arrangement is used, there is no need to confirm that the multiple lamp arrangement meets all requirements for multiple compartment lamps. Calcoast suggested that the text state that the lighting system must comply with all the relevant rules no matter what position the moveable parts have been placed in.

Koito requested that paragraph S6.1.3.2 replace the phrase “rigid part of the vehicle” with the term “fixed body panel.” Koito noted that the term “rigid part of the vehicle” was correctly used

in paragraph S6.1.3.1, however, it stated that it appears the term “fixed body panel” reflects the intent of the July 7, 2000 letter of interpretation to Gary King⁵ which states “body mounted lamps (rear turn signal, stop, or tail lamps) are the ones that must be designed to comply with FMVSS [No.] 108.”

Harley-Davidson requested that paragraph S6.2.3 be revised to clarify that the headlamp ornamentation prohibition in paragraph S6.2.3.1 does not apply to motorcycles. Harley-Davidson noted that the provision of FMVSS No. 108 prohibiting headlamp ornamentation is contained in paragraph S7.8.5 of the current standard, a paragraph Harley-Davidson claimed does not apply to motorcycles. Harley-Davidson referenced a December 6, 1999 interpretation letter to Piaggio & C.S.p.A.⁶ and a September 29, 2000 letter to Carter Engineering⁷ to support its view on these issues.

AAM requested that the markings requirements of a sealed beam headlamp remove the term “molded” in paragraph S6.5.3.3.1. AAM argued that the text of the currently applicable version of FMVSS No. 108 did not require the marking to be molded into the lens.

Ford and AAM requested that the hazard warning pilot indicator requirement be deleted from paragraph S6.6.2. They claimed that the current version of FMVSS No. 108 does not require a hazard pilot indicator light. They maintained that although SAE J910 (JAN 1966), *Hazard Warning Signal Switch*, incorporated by reference in the existing standard, recommends a pilot indicator, this provision was not directly incorporated into the currently applicable version of FMVSS No. 108. They argued that their view is supported by the explicit requirement in the existing regulation for a turn signal indicator lamp. They claimed that since a turn signal pilot indicator was specifically identified in the regulatory text of FMVSS No. 108, not all the requirements of the referenced SAE standard were included in FMVSS No. 108. They maintained that the requirement for a hazard warning pilot indicator was one of the excluded requirements.

Both the Associations and Ford requested changes to paragraph S6.6.3, which specifies the orientation of the license plate holder. Ford requested that the paragraph be deleted, claiming that the rear license plate holder is not a

lamp, reflective device, or piece of associated equipment and is not separately listed as an item in the Table I or Table III of the current rule, and therefore, is not regulated by FMVSS No. 108. Harley-Davidson suggested that this requirement does not apply to motorcycles. Harley-Davidson stated that paragraph S6.1.3.3 of the referenced SAE document SAE J587 (OCT 81), *License Plate Illumination Devices*, excludes motorcycles from that provision. Harley-Davidson also stated that the existing incorporation by reference only applied to the lamps, and not to the license plate holder.

The Associations and Ford requested a change to requirements for turn signal photometric multipliers contained in paragraphs S7.1.1.10.1 through S7.1.1.10.4. The Associations asserted that the currently applicable version of FMVSS No. 108 does not make any distinction between reflector-based, and non-reflector-based optics when calculating the turn signal spacing to other lamps. They requested that paragraphs S7.1.1.10.1 through S7.1.1.10.3 be replaced by the paragraph S5.3.1.7 of the current standard, which contains the currently applicable requirements for turn signal photometric multipliers. Ford referenced the preamble to a previous agency NPRM⁸ incorporating an SAE standard on turn signals to support its claim that the graduated turn signal intensity requirements for turn signals located near auxiliary lamps in paragraph S7.1.1.10.4 were not included in the text of the currently applicable version of FMVSS No. 108. Ford requested that paragraphs S7.1.1.10.2, S7.1.1.10.3, S7.1.1.10.4 (b), (c), and (d) be deleted.

AAM requested that paragraph S9.3.4, which deals with turn signal pilot indicator size and color, be removed from the standard because AAM believed that the paragraph imposed new substantive requirements that were not contained in the currently applicable version of the standard. Although AAM noted that the initial requirements published on December 16, 1967⁹ did require a turn signal indicator, and specified its size and color based on requirements in SAE J588d (JUN 1966), *Turn Signal Lamps*, AAM claimed that a subsequent revision to the standard on October 31, 1970¹⁰ removed the size and color requirements. AAM claimed that the currently applicable version of FMVSS No. 108 only requires that the turn

⁵ <http://isearch.nhtsa.gov/files/21605.ztv.html>.

⁶ <http://isearch.nhtsa.gov/files/20867.ztv.html>.

⁷ <http://isearch.nhtsa.gov/files/21971.ztv.html>.

⁸ 53 FR 35097, (Sep. 1, 1988).

⁹ 32 FR 18032, (Dec. 16, 1967).

¹⁰ 35 FR 16840, (Oct. 31, 1970).

signal pilot indicator indicate a turn signal outage in accordance with SAE J588d (JUN 1966) and does not specify size and color requirements for the indicator.

Harley-Davidson requested clarification and confirmation that the headlamp aimability requirements of paragraph S10.18 do not apply to motorcycles. Harley-Davidson claimed that paragraph S7.8 of the currently applicable version of the standard did not require aimability for motorcycle headlamps. Harley-Davidson referenced a letter of interpretation to Piaggio & C.S.p.A dated December 6, 1999 and also a letter to Carter Engineering dated September 29, 2000 to support its argument.

The Associations, Koito, and Calcoast requested that the agency amend paragraph S10.18.9.1.5.1, which specifies the distance at which the cutoff parameter must be measured, to allow measurement from distances greater than 10 m. Paragraph S10.18.9.1.5.1 requires that the cut off parameter be measured at a distance of 10 m with a 10 mm diameter photosensor. The Associations recommended deleting the last sentence of paragraph S10.18.9.1.5.1, or stating that 10 m is the minimum distance allowable for measuring the cutoff parameter. Koito recommended allowing a measuring distance of 18.3 m or more for measuring the cutoff parameter. Calcoast requested that the agency permit cutoff measurements at both 10 m and 25 m. All petitioners agreed that the diameter of the photosensor should appropriately correspond to the measuring distance.

Nissan requested that the inward force test specified in paragraph S14.6.12 be excluded for vehicle headlamp aiming device (VHAD) and visually-optically aimable (VOA) lamps. Nissan stated that the text of the currently applicable version of FMVSS No. 108 does not require VHAD and VOA lamps to conform to this test. Nissan also stated that the test requires an aiming plane, typically found only on externally aimed systems. Finally, Nissan claimed that the test itself is intended to assure that an externally aimable headlamp system can withstand the normal force applied to seat the suction cup onto the lens when affixing the mechanical aiming device.

The Associations and Grote petitioned the agency to add language to allow stop and turn signal lamps designed for use on vehicles 2032 mm or more in overall width, that meet the one lighted section photometric values, to be used on narrow vehicles. They claimed that SAE J1395 (APR 1985), *Front and Rear Turn*

Signals for Use of Motor Vehicles 2032 mm or More in Overall Width, and SAE J1398 (MAY 1985) expressly allow this. To support this position the Associations cited an August 22, 1990 interpretation letter from the agency to Hella¹¹ which stated:

Beginning December 1, 1990, Standard No. 108 will specify two different standards for turn signal lamps. If the lamp is intended for use on multipurpose passenger vehicles, trucks, buses, and trailers whose overall width is 80 inches or more, it must be designed to conform to the SAE Standard J1395 * * *, "Turn Signal Lamps for Use on Motor Vehicles 2032 mm or More in Overall Width," [(APR 1985)]. SAE J1395 also provides that these lamps may be used on vehicles less than this width, except for passenger cars. If a motor vehicle is not equipped with a turn signal lamp designed to conform to SAE J1395, it must be equipped with a turn signal lamp designed to conform to SAE standard J588 * * *, "Turn Signal Lamps for Use on Motor Vehicles Less Than 2032 mm in Overall Width," [(NOV 1984)].

Finally, the Associations stated that a denial of this petition will have a significant cost to the market segment.

Harley-Davidson requested that the minimum Effective Luminous Lens Area requirement for multiple compartment motorcycle stop lamps be added to Table IV-a. Harley-Davidson suggested this value should be 2,200 square mm. Harley-Davidson maintained that the current version of FMVSS No. 108 permits multiple compartment lamps or multiple lamps on motorcycles if the effective projected luminous lens area of each compartment is 2,200 square mm. Harley-Davidson states that the agency confirmed this position in a April 21, 1997 letter of interpretation to Stanley Electric.¹²

Nissan asked that the legacy visibility wording be changed for the turn, stop, and tail lamps in Table V-d. Nissan claimed that Table V-d uses different language than the SAE sub-referenced standard for these lamps on both narrow and wide vehicles. AAM requested that footnote 1 and footnote 4 be removed from Table VIII, *Stop Lamp Photometry Requirements*. AAM maintained that both of these footnotes contain requirements not previously included in FMVSS No. 108.

Nissan requested that the agency reconsider its decision not to amend the footnotes to the photometric tables for required signal lamps in response to comments received by the agency on the NPRM. Nissan stated that the footnotes to the photometric tables could be amended to provide greater clarity to the requirements of the standard

without creating any substantive changes.

In Table XIX, the Associations requested that the lower beam zone defined by the corner point 10U, 90U, 90L, 90R be modified to 10U, 90U, 45L, 45R. Valeo suggested modifying Table XIX(a)(b), and (c) by modifying the first row range from 10U to 90U, 90L to 90R to only state 10U to 90U, eliminating the horizontal angles. Both Valeo and the Associations claimed that the horizontal range was not defined in the currently applicable standard.

D. Amendments to Improve Clarity

Commenters requested the following changes to clarify certain provisions of the standard and to further improve readability. Nissan requested that paragraph S6.1.3.4.2 be revised to read: "Accessibility. Each high mounted stop lamp must provide access for convenient replacement of the bulb without a tool specifically designed for that purpose." Nissan stated that this wording would incorporate a February 12, 1998 interpretation letter to Ford Motor Company¹³ to clarify the meaning of "special tool."

Harley-Davidson requested that the agency clarify that dual motorcycle head lamps may be horizontally-mounted. Harley-Davidson stated that paragraph S6.1.3.5.1.3 of the rewrite seems to prohibit horizontally-mounted dual motorcycle headlamps. Harley-Davidson claimed that paragraph S7.9.6.2(c) of the current standard permits dual horizontal mounting. Harley-Davidson further claimed that paragraph S10.17.1.3.1 of the rewrite of FMVSS No. 108 continues to permit dual horizontally-mounted motorcycle headlamps.

Koito requested that the agency clarify paragraph S7.3.12.1, which deals with the ratio requirements between stop and tail lamp intensities. Koito requested that this paragraph be modified to say: "When a taillamp on a multipurpose passenger vehicle, truck, trailer, or bus of 2,032 mm or more in overall width, is combined with a stop lamp, the luminous intensity of the stop lamps at each identified test point must be * * *" Koito claimed that this will clarify that the ratio requirement is always applied between stop and tail lamp intensities on wide vehicles and that wide vehicles do not have the 560 mm and 410 mm classification used for narrow vehicles.

Nissan recommended adding a subject to the sentence in paragraph S8.2.1.5 so that the text reads: "Application location. Conspicuity systems need not

¹¹ <http://isearch.nhtsa.gov/aiaam/aiaam4773.html>.

¹² <http://isearch.nhtsa.gov/files/14307.ztv.html>.

¹³ <http://isearch.nhtsa.gov/files/16788.ztv.html>.

be * * *” Nissan stated that this is consistent with the other paragraphs of that section.

Nissan requested that paragraph S10.1.2 be modified to eliminate the duplicate requirements for motorcycle headlamp systems. Nissan recommended modifying that paragraph to read: “Each motorcycle must be equipped with a headlighting system conforming to S10.17.” This modification would eliminate the allowance of a one half headlighting system within paragraph S10.1.2, because that allowance is set forth within paragraph S10.17, thereby removing redundant requirements.

Koito recommended clarifying the requirements for four headlamp systems by modifying paragraph S10.15.1 to read as follows: “A replaceable bulb headlighting system must consist of either two lamps, each containing either one or two replaceable light sources, or four lamps, each containing a single replaceable light source as specified for the application system in Table II–d. A system must provide in total no more than two upper beams and two lower beams and must incorporate not more than two replaceable light sources in each headlamp.” Koito claimed that its recommended text will limit the number of light sources in each headlamp of a four headlamp system. Koito claimed, that as currently worded, the final rule will allow two replaceable light sources in each headlamp of a four headlamp system, which it further claimed is not consistent with the intent of the original requirement.

Toyota and Koito both requested a modification to paragraph S10.15.5 which deals with additional light sources in a replaceable bulb headlighting system. They requested the term “replaceable light sources” be replaced with the term “light sources” in this paragraph. They claimed that this expression should be the same as is used in paragraph S10.14.5 for integral beam headlighting systems. Toyota also recommended including the phrase “and are replaceable” to the end of that paragraph. Toyota also noted that this change was discussed in the preamble to the final rule, but was not properly included in the final rule text.

Nissan requested that paragraph S10.18.9.5, which deals with visual/optical aiming headlamp photometry, be removed. Nissan claimed that this entire paragraph is redundant with paragraphs S10.13.3, S10.14.6, S10.15.6, S10.16.2, and Table II. Nissan stated that the requirements should only be stated once in the standard.

Nissan requested that paragraph S13.3, which deals with replaceable

headlamp lens markings, be relocated within paragraph S6.5. Nissan stated that the DOT marking requirement in that paragraph is redundant with paragraph S6.5.1. Nissan stated the remaining marking requirements of paragraph S13.3 should be added to a new paragraph enumerated as paragraph S6.5.3.6.

The Associations and SABIC requested a modification to paragraph S14.1.2, which deals with plastic optical materials. The Associations requested that the paragraph be modified to state: “Plastic optical materials. All plastic material used for optical parts such as lenses and reflex reflectors on lamps, or reflective devices required or allowed by this standard must conform to the material test requirements of S14.4.2, unless they are conspicuity treatments that are in accordance with S8.2.1 or S8.2.2.” SABIC requested that the paragraph be modified as follows: “Plastic optical material. All plastic materials used for transparent optical parts such as lenses and reflex reflectors on lamps or reflective devices required or allowed by this standard must conform to the material test requirements of S14.4.2.” Both petitioners pointed out the distinction between reflex reflectors and reflectors. The Associations further stated that conspicuity treatments were not part of the standard when this original language was placed in the standard.

Nissan requested a modification to paragraph S14.2.4.3, which specifies bulb requirements for DRL photometry testing. Nissan requested that this paragraph be revised to read: “Bulb requirements of paragraph S14.2.1.6 apply to DRL photometry, except for the need to operate at the rated mean spherical candela.” Nissan claimed that the text of the final rule, which states that bulbs are to be operated at their rated mean spherical candela, creates a conflict with the requirement in paragraph S14.2.4.1, which requires a fixed 12.8V input be applied to the modules or electrical control units during testing. Nissan stated that it may not be possible to achieve a bulb’s mean rated spherical candela at 12.8V.

Koito asked for a clarification of the requirement in paragraph S14.4.2.1.3, which specifies testing for plastic optical materials. Koito noted that test sample thicknesses are stated to be 1.6 mm, 2.3 mm, 3.2 mm, and 6.4 mm. Koito also noted that the color requirement in paragraph S14.4.2.2.4.5 specifies that after completion of the outdoor exposure test, all materials must conform to the standard’s color test in the range of thickness stated by the manufacturer. Koito asked if a

material thickness of 7 mm can be certified if it was once tested in the four thicknesses stated above, and found satisfactory.

Nissan requested that some information contained in the text of the standard be incorporated into a new table. Nissan requested that the tabulated text in paragraph S14.9.3.11.2.3.1, *Operating Limits*, be titled “Table XXI” and relocated with the other tables instead of being located in its current position.

AAM further requested that Table I–a be broken into two tables that separate the requirements of narrow vehicles from those for wide vehicles.

AAM stated that the requirements for DRLs should not be located in Table I–a because the title of the table *Required Lamps and Reflective Devices* may confuse users trying to locate the requirements. AAM stated that Table I–a should contain a pointing statement to allow the user of the standard to locate the requirements for DRLs elsewhere.

Koito requested that the activation specifications for a high mounted stop lamp in Table I–a be changed to “Steady burning. Must only be activated upon application of the service brakes or may be activated by a device designed to retard the motion of the vehicle.” Koito claimed this change is necessary because, in its view, “a high mounted stop lamp is optional on the activation of a device designed to retard the motion of the vehicle.”

AAM requested that the titles of Tables I–a, I–b, and I–c be amended to include the vehicles to which the tables apply. AAM stated that all of the tables having the same title, *Required Lamps and Reflective Devices*, does not improve the clarity of the standard.

The Associations, Grote, and Valeo requested that the maximum allowable photometric intensity in Table XII for backup lamps on vehicles equipped with a single back up lamp be changed from 300 to 300/600. They further requested the addition of a footnote that states; “the value before the slash (300 cd) applies to each lamp in a multiple lamp system; the value after the slash (600 cd) applies to a single lamp system.” The petitioners stated that FMVSS No. 108 requires backup lamps on vehicles equipped with a single backup lamp to be tested at twice the candela requirements. Industry believes this applies to maximum as well as minimum values.

Nissan suggested removing the term “test points” in footnote 1 of Table XIX, to clarify that all points with the specified boundary must meet the photometric requirements listed in the table. Finally, Nissan requested that all

the tables be presented in a complete manner without splitting a table across multiple pages.

IV. Agency Analysis and Response

A. Definitions

The agency has considered the requests from Nissan and AAM to modify the definition of clearance, identification, and side marker lamps. For each of these lamps, the agency has verified that the definitions were successfully translated from the applicable SAE document referenced in the currently applicable version of the standard. While the agency believes that the modifications requested by Nissan have the potential to further simplify the definitions of these lamps, modifying the definitions may change the meaning of these terms. The agency believes that it would be better to retain sporadic redundancies in the standard than to risk a substantive modification by changing the definitions of these lamps. Further, such a modification would be outside the scope of the administrative rewrite of the standard. Therefore, the agency is denying these requests.

The agency is denying the request by the Associations, Grote, and Valeo to add a definition for the term "headlamp system." Since this definition did not exist in the existing regulation text, nor in the documents incorporated by reference, the agency considers this addition to be a substantive change not within the scope of the administrative rewrite of the standard.

Nissan requested that the agency incorporate a November 3, 1988 interpretation letter to Al Cunningham in order to clarify the definition of a "multiple compartment lamp." The final rule definition of a multiple compartment lamp is a direct carry-over from text in paragraph S4 of the currently applicable version of FMVSS No. 108. In the NPRM, the agency invited input from interested parties regarding additional interpretations that should be considered for inclusion in the final rule, beyond those proposed by the agency. Nissan's petition was not submitted at that time. It is the agency's intention to take caution not to create a substantive change within this technical correction and partial response to petitions for reconsideration, therefore, we are denying this request by Nissan.

The agency is granting the Associations' request to add a definition of a "combination headlamp." They noted that other lamp types regulated within this standard are defined in the definition section, however, a combination headlamp is not defined

except in Table II-b. The Associations suggested adding a definition that uses the system composition column descriptions from Table II-b in order to construct the following definition: "Combination Headlamp System: For a two lamp system, a combination of two different headlamps chosen from: Type F, an integral beam headlamp, or a replaceable bulb headlamp and for a four lamp system, any combination of four different headlamps chosen from: Type F, an integral beam headlamp, or a replaceable bulb headlamp." This description is consistent with the existing text of the standard found in paragraphs S7.6.2, and S7.6.3 of the final rule. In order to maintain consistency within the standard, the agency will define a combination headlamp as opposed to a combination headlamp system. The definition is as follows: "Combination headlamp means a headlamp that is a combination of two different headlamp types chosen from a type F sealed beam headlamp, an integral beam headlamp, or a replaceable bulb headlamp." The currently applicable standard does not include a stated definition for the term "combination headlamp," however, the agency agrees that such a definition—limited to a combination headlamp rather than to such a system—does not impose any substantive change to the standard, and provides a more straightforward presentation of the requirements.

The Association's request to define "combination headlamp" differs from the request in the petitions from Grote and Valeo to create a definition of "headlamp system." The definition proposed by the Associations does not create new wording within the standard, it uses a description already contained in the standard, and places that description into the definition section. The definition of a "combination headlamp" is therefore added within paragraph S4 as requested by the Associations.

The agency is denying Grote and the Associations' request to use the term "lighted sections" when referring to lamp sections or compartments. It has been the agency's intent during the rewrite of FMVSS No. 108 not to change the language of the current standard or incorporated documents so as to avoid making unintended changes to the standard. Adopting the term "lighted sections" in place of "lamp sections" or "compartments" would alter the standard in a manner that is inconsistent with the goals of the rewrite.

B. Technical Amendments

The agency has considered and incorporated corrections in response to the requests to remedy typographical errors, or formatting errors found in the final rule. The agency has declined to make several technical corrections that will be discussed in greater detail in this section.

The agency agrees with Nissan that the ASTM C 150-56 specification is missing from paragraph S5. This specification has been added.

The agency has corrected the grammatical error identified by Nissan in paragraph S6.4.4. Paragraph S6.4.4 has been modified to read as published in this final rule.

The agency is denying the request by AAM to move paragraph S6.5.1, which contains the DOT marking requirements for headlamps. While we do note that other headlamp marking requirements are located in paragraphs S6.5.3, priority within organization will be maintained by keeping the three paragraphs, S6.5.1 DOT markings for headlamps, S6.5.1.1 which deals with DOT conspicuity markings, and S6.5.1.2 which describes the general allowance of placing the DOT marking on lamps other than headlamps, together. We believe it would be inappropriate to place the contents of paragraph S6.5.1.1 and paragraph S6.5.1.2 within the paragraphs of S6.5.3, because these paragraphs are not headlamp specific. Therefore, we are maintaining the current paragraph structure.

The paragraph that was mistakenly numbered S6.5.3, *Trademark*, has been corrected to S6.5.3.1, *Trademark*. Paragraph S6.5.3 no longer appears twice.

The agency is granting the AAM request that the format of the text "SEALED BEAM," located in paragraph S6.5.3.3.1, be modified to lowercase letters that match the same text located in Table III. The text for paragraph S6.5.3.3.1 was derived from paragraph 2.1.1 in SAE 1383 APR 1985, *Performance Requirements for Replacement Bulb Motor Vehicle Headlamps*. In the SAE document the text is all lower case, appearing as "sealed beam." The agency agrees that the letter case of the word "sealed beam" should be the same in Table III as in paragraph S6.5.3.3.1, therefore, both instances have been changed to the lowercase presentation "sealed beam." The agency does note that in this particular case, we do not feel the actual presentation of lower case or upper case notation of the words "sealed beam" is vital to the public's use of the standard,

or to the agency's ability to enforce the existence of the marking.

In response to AAM's request to change the plural term "compartments" to the singular term "compartment," the agency has modified paragraph S7.1.1.11. The agency agrees that the singular form of the term is more appropriate. It now states "S7.1.1.11 Multiple compartment lamps and multiple lamps."

Based on AAM's request, paragraph S7.1.1.11.1 has been modified to read: "A multiple compartment lamp or multiple lamps may be used to meet the photometric requirements of a front turn signal lamp *provided the requirements of S6.1.3.2 are met.*" The agency believes the additional reference to paragraph S6.1.3.2 makes the standard more usable.

As Nissan requested, paragraph S7.1.1.12.4 has been corrected to state: "* * * the clearance lamp is located below the horizontal and within an area generated by a 1.0 degree radius around * * *" This modification corrects the missing word "degree."

As AAM requested, the agency has changed the marking requirements for lamps other than headlamps to point to the specific subparagraph within paragraph 6.5. The agency has changed the pointing statement in the following paragraphs to provide the specificity requested by AAM: S7.1.1.9, S7.1.2.9, S7.2.9, S7.3.9, S7.4.9, S7.5.9, S7.6.9, S7.7.9, S7.8.9, S7.9.9, S7.11.9 and S8.1.9. The pointing statement for these paragraphs now points to paragraph S6.5.1.2 instead of paragraph S6.5. The agency has not changed the pointing statement in paragraph S7.10.9, which deals with DRL markings, because more than one subparagraph within S6.5 may apply to DRL markings. We believe these modified references will allow the users of the standard to find the paragraph of interest more efficiently.

As AAM requested, the agency has removed the references to Tables I-a, I-b, and I-c from paragraph S7.7.4 which now reads "No requirement." The agency agrees that this construction is more usable, compared to referencing Tables I-a, I-b, and I-c which all state "No requirement."

The agency has granted the Associations' request that the paragraph numeration be corrected under paragraph S7.9.14. The structure has been corrected to S7.9.14.1 and S7.9.14.2.

The agency has granted Nissan's request to change paragraph S14.2.1.5.2 to read "Luminous intensity measurements of multiple compartment lamps or multiple lamp arrangements are made either by:" in order to

maintain consistent language throughout the sentence.

We have modified Paragraph S14.3.1, as requested by Toyota, in order to correctly abbreviate the unit "inch." The abbreviation now includes a period after the letters in.

We have granted GE and the Associations' request to modify paragraph S14.6.9.1.1 in order to correct a temperature conversion error. Paragraph S14.6.9.1.1 now lists 80° C as the metric equivalent of 176° F.

The agency has revised all tables to place requirements in the correct column, remove extraneous billing codes, correct the format of table headings and subheadings, and correct pointing statements as requested by petitioners.

Nissan requested that the agency add English units of measurement to the *Mounting Height* column for lower and upper beam headlamps in Table I-a. AAM also requested that the agency add English units of measurement to Tables I-a, I-b, and I-c. The agency notes that the mounting height requirements for upper and lower beam head lamps are listed in both metric and English units in the currently applicable version of FMVSS No. 108, therefore, adding the English units of measurement does not create a substantive change to the standard. The agency grants Nissan's request and has added the English units of measurement to the *Mounting Height* column of Table I-a for both upper and lower beam headlamps. The agency is also adding English units of measurement to the *Mounting Height* column of Table I-c for both upper and lower beams. The agency is denying AAM's request to list all measurements in Tables I-a, I-b, and I-c in both English and metric units as the measurements are not listed in this manner in the currently applicable version of FMVSS No. 108. As stated in both the NPRM and the preamble to the final rule, the agency is attempting to refrain from making any substantive change to the requirements of the standard during the rewrite process. The agency believes that in the process of converting measurements from metric to English or vice versa it is possible to create a substantive change to the requirements of the standard.

We decline to adopt AAM's proposal to add the word "Optional" to the *Markings* column of Table III for *Lamps (Other Than Headlamps), Reflective Devices, and Associated Equipment* because paragraph S6.5.1.2 referenced in that table adequately conveys the installation requirement without redundant wording inside the table. This request is therefore denied.

AAM noted that Table III contained an incorrect reference paragraph for the marking requirements for replaceable bulb headlamps. The agency has changed the reference for replaceable bulb headlamp marking requirements to point to paragraph S6.5.3.4.

We decline to incorporate AAM's request to add marking requirements for replacement lens headlamps to Table III because paragraph S5.8.11 of the existing standard contains requirements for instructions and a replacement seal, neither of which the agency considers appropriate to list among the marking requirements in Table III.

The agency is granting Nissan's request to provide the required visibility measurements in both English and metric units for Table V-a. We have also corrected the alignment of lighting device functions to their corner points in Table V-b.

The agency is granting Nissan's request to replace the word "zone" with the word "group" in footnote 2 of Tables VIII, XIV, and XV and footnote 4 of Table XII. Nissan also requested that the agency amend footnote 2 of Table XVI to replace the word "zone" with the word "group." As neither Tables XVI-a, XVI-b, or XVI-c have a footnote 2, the agency is not in a position to grant this request.

AAM requested that the agency amend footnote 6 of Table IX to clarify that the minimum photometric intensity ratio for stop lamps combined with taillamps on wide vehicles for the H-5L test point was 3:1 not 5:1. The agency agrees that the photometric ratio for the H-5L test point for wide vehicles is 3:1. The agency is granting AAM's request by amending footnote 6 of Table IX to read: "Values followed by a slash (/) apply only to lamps installed on multipurpose passenger vehicles, trucks, trailers, and buses of 2032 mm or more in overall width."

The agency has revised Table XV so that the test points are listed as horizontal first and vertical second as requested by Nissan.

The Associations requested that Figure 8 measurement "A" be replaced with the term "Light Center Length." This measurement and label "A" were directly translated from the text of Figure 8 in the currently applicable version of Standard No. 108. In the currently applicable version of Standard No. 108, the label "A" was used, furthermore, this distance is referenced in paragraphs S14.7.1.1.1, S14.7.1.1.2, and S14.7.1.1.3 as distance "A". Therefore, the agency is denying this request in order to avoid a potentially substantive change by introducing a new term into Figure 8.

The Associations also requested changes to Figure 14 that include changing the “Disc. Arm and Brace Clamp” material from SAE-AA-6961 to SAE-AA-6061. The agency agrees that this was listed incorrectly and has modified Figure 14 accordingly. They also requested that the “Coil Spring and Level clip” material be changed to “Spring Steel SAE 1858—Cadmium Plate.” The agency does not agree as “Spring Steel SAE 1050” is called out in the currently applicable version of this standard. Therefore, we are denying this request. Also, the agency has corrected the value of the bubble movement to 5.08 and changed the screw number to “TYP #10” in Figure 14 because these changes are consistent with the currently applicable version of the standard. The dimension of 100.33 was correctly translated from the currently applicable version of the standard so the agency is denying the Associations’ request to amend that value to 188.33.

GE noted several corrections in the sealed beam drawings that were moved into the part 564 docket. Corrections to these drawings will be made, and the docket will be updated.

C. Claims of Substantive Amendment

Several of the petitioners claimed that the agency made substantive changes to the requirements of the standard during the rewrite process or requested that the agency clarify portions of the text to ensure that the rewrite did not impose any new requirements. The agency has made all efforts not to impose any new burdens on regulated parties or change the requirements of the standard in any way through the rewrite process. It is the agency’s position that the requirements of FMVSS No. 108 have not changed as a result of the rewrite.

In consideration of Valeo’s request to change the wording of paragraph S6.1.1.4 in order to make it clear that a DRL may be optically combined with a parking lamp in the final rule, the agency attempted to translate the text of the currently applicable version of FMVSS No. 108 without creating substantive changes. Paragraph S6.1.1.4 is derived from paragraph S5.5.11(a) of the existing standard.

The final rule split paragraph S5.5.11(a) into various parts without changing the activation requirements of DRLs. Some of the text was included in paragraph S6.1.1.4 of the final rule.

Table I-a contains the remaining translation of the text of the currently applicable version of FMVSS No. 108 which states that the activation should be “Steady burning. Automatically activated as determined by the vehicle

manufacturer and automatically deactivated when the headlamp control is in any on position.”

In order to avoid a substantive change to the requirements of FMVSS No. 108, the agency does not believe it is appropriate to incorporate any additional letters of interpretation at this time regarding the permissibility of optically combining parking lamps or fog lamps with DRLs. The agency, however, does understand that the final rule text may provide less clarity than the existing standard. Therefore, in order to more strictly adhere to the language in the existing standard, we are modifying paragraph S6.1.1.4 to retain the language allowing any pair of lamps except parking lamps or fog lamps to be wired as DRLs at the option of the manufacturer.

This modification does create a limited amount of redundant text contained in both paragraph S6.1.1.4 and Table I-a, however, the agency considers this small level of redundancy manageable and preferable, in this situation, in order to avoid unintended confusion due to a change in the language in the final rule.

The agency has considered Calcoast’s request to modify paragraph S6.1.3.2, to clarify the requirements of multiple lamp arrangements and multiple compartment rear turns signal, stop lamp, and taillamp combinations. Calcoast stated that this paragraph could be interpreted such as to allow a multiple lighted section lamp that is part of a multiple lamp arrangement and mounted on the fixed portion of the vehicle to meet only the single compartment lamp requirements. Calcoast indicated this situation might occur particularly in a lamp utilizing LED’s as the sources. The section of this paragraph under consideration is the phrase “that portion must meet at least the photometric requirements for the applicable single compartment lamp.”

In developing the NPRM, and ultimately the final rule, the agency relied on a July 12, 2000 interpretation letter to Gary King. The interpretation letter, however, does not specify that a multiple compartment lamp need only meet the single compartment requirements in the multiple lamp arrangement described in that interpretation. Accordingly, the agency believes that paragraph S6.1.3.2 of the final rule could be misinterpreted. Therefore, in response to Calcoast’s request, the paragraph has thus been modified to state: “S6.1.3.2 When multiple lamp arrangements for rear turn signal lamps, stop lamps, or taillamps are used, with only a portion of the lamps installed on a *fixed* part of

the vehicle, the lamp or lamps that are installed to the *non-fixed* part of the vehicle will be considered auxiliary lamps.” The agency believes this modified paragraph adheres to the guidance provided in the King interpretation letter and provides less opportunity for misinterpretation. The revised paragraph S6.1.3.2 also includes the request from Koito to replace the term “rigid” with the term “fixed” as the agency agrees the term “fixed” more appropriately describes the situation discussed in the interpretation letter to Mr. King.

The agency agrees with Harley-Davidson’s claim that paragraph S6.2.3.1, which prohibits any styling, ornament or other feature on the front of the headlamp lens when the lamp is activated, does not apply to motorcycles. This paragraph was derived from the existing regulatory text in paragraph S7.8.5, which contains both the prohibition on styling and ornamentation on headlamp lenses and the requirement the headlamps have aiming devices. As Harley-Davidson pointed out, two letters of interpretation, a December 6, 1999 letter to Piaggio & C.S.p.A, and a September 29, 2000 letter to Carter Engineering, confirm that FMVSS No. 108 does not require motorcycle headlamps to have aiming mechanisms. Within the letter to Carter Engineering, NHTSA stated: “The aiming mechanism requirements of Standard No. 108 are imposed by S7.8, and as indicated previously, we do not intend S7.8.2 to apply to motorcycle headlamps. We intend that the paragraphs of S7.9 Motorcycles and their referenced materials cover motorcycle headlamps.” This ornament prohibition was first added to the standard in 1989¹⁴ and at that time was within the same paragraph as aimability requirements. Therefore, we have modified paragraph S6.2.3.1 as follows: “When activated in the steady burning state, headlamps (*excluding headlamps mounted on motorcycles*) must not have any styling ornament or other feature, such as a translucent cover or grill, in front of the lens.”

AAM requested a change to paragraph S6.5.3.3.1 so that the marking requirements for sealed beam headlamps need not be molded into the lens. We believe that AAM is incorrect in its assertion that the current standard does not require that marking be molded into the lens of sealed beam headlamps. The marking requirements from paragraph S6.5.3.3.1 were derived from current FMVSS No. 108 paragraph S7.3.1 which references SAE J1383

¹⁴ 54 FR 20079, (May 9, 1989).

(APR 1985), *Performance Requirements for Motor Vehicle Headlamps*. SAE J1383 (APR 1985) states, in paragraph S5.4.4, "Headlamp lenses shall be marked with a three letter code. The marking shall be molded in the lens * * *." Thus, the requirement that the marking of a sealed beam headlamp be molded into the lens is clearly part of the existing standard. Accordingly, the agency is maintaining the requirements contained in paragraph S6.5.3.3.1 and is denying AAM's request.

Ford and AAM requested that the hazard warning pilot indicator requirements be deleted from paragraph S6.6.2. They stated that the requirement for a hazard warning signal pilot indicator has never been contained in any previous version of FMVSS No. 108. They contended that the presence of paragraph S3.4.7 in the original version of FMVSS No. 108 published in 1967,¹⁵ (paragraph S5.5.6 in the current version of the standard) which contained the requirements for a turn signal pilot indicator, indicates other pilot indicators were not required under the original version of the standard. They asserted that since FMVSS No. 108 specifically references a turn signal pilot indicator in the text of the standard, requirements for other indicators in SAE standards were not intended to be incorporated by reference into FMVSS No. 108.

NHTSA does not agree with AAM's and Ford's argument, a hazard warning signal pilot indicator is required by the current version of FMVSS No. 108 and SAE standards incorporated by reference. Paragraph S5.1.1 of the current standard requires that vehicles shall be equipped with the lamps, reflective devices, and associated equipment specified in Table I and Table III, and that those devices shall be designed to conform to the SAE standards or recommended practices referenced in those tables. Table I lists a vehicle hazard warning signal unit and a vehicle hazard warning signal flasher as required equipment for all vehicles wider than 80 inches, except trailers, and references SAE J910 (JAN 1966), *Hazard Warning Signal Switch*, and SAE J945 (FEB 1966), *Vehicular Hazard Warning Signal Flasher*. Table III lists a vehicle hazard warning signal operating unit and a vehicle hazard warning signal flasher as required equipment for all vehicles narrower than 80 inches, except trailers and motorcycles, and references SAE J910 (JAN 1966) and SAE J945 (FEB 1966). SAE J910 (JAN 1966) states:

Pilot Indicator Lamps—In vehicles equipped with right- and left-hand turn signal pilot indicators, both pilots and/or a separate pilot shall flash simultaneously while the vehicle hazard operating unit is turned on. In vehicles equipped with a single turn signal pilot indicator, a separate vehicular hazard pilot indicator shall flash and the turn signal pilot may flash while the vehicular hazard operating unit is turned on. If a separate vehicular hazard pilot indicator is used, it shall emit a red color and have a minimum area equivalent to a 0.5 in. diameter circle.

Therefore, Tables I and III, in conjunction with paragraph S5.1.1 of the current standard, require that vehicles equipped with hazard warning signal switches be equipped with a hazard warning signal pilot indicator. We do not agree with the assertion by AAM and Ford that the SAE requirements incorporated by reference for hazard warning lamps do not apply because they were not restated directly in the standard, as was the case with turn signal pilot indicators. Therefore, we are denying this request and retaining the language of paragraph S6.6.2 in its entirety.

The Associations, Ford, and Harley-Davidson requested changes to paragraph S6.6.3, which specifies the orientation of the license plate holder. The agency will address the issue of the applicability of license plate holder requirements in a separate notice.

Ford requested the deletion of paragraphs S7.1.1.10.2, S7.1.1.10.3, S7.1.1.10.4(b), S7.1.1.10.4(c), and S7.1.1.10.4(d) which all deal with the measurement of, and requirements for, front turn signal lamp intensity based on the spatial relationship to any auxiliary lower beam or fog lamp. Ford stated that these requirements, which were derived from the existing standard by way of reference to SAE J588 (NOV 1984) and SAE J1395 (APR 1985), were not previously incorporated fully into the standard by reference. Ford stated that the denial of an SAE petition for rulemaking,¹⁶ which stated, "NHTSA reference to SAE standards is not always absolute, in that parts of standards are referenced or exceptions are made to specific requirements in SAE standards where different or more stringent performance is necessary for safety purposes," demonstrates that it is well and widely understood that not all requirements referenced in SAE standards are intended by the agency to be incorporated into the standard. Ford also cited the final rule preamble that incorporated SAE J588 (NOV 1984) and SAE J1395 (NOV 1984) into FMVSS No.

108. Ford quoted that discussion as stating:

An additional difference between the new SAE turn signal specification and the ones currently contained in FMVSS No. 108 concerns intensity. If a turn signal lamp is closer than 4 inches (100 mm) to a lower beam headlamp, it must have 2.5 times the intensity otherwise required. The SAE applies the factor of 2.5 only if the turn signal is closer than 60 mm to the lower beam headlamp. NHTSA proposed retention of the current requirement. The SAE specification applies the photometric multiplier in three steps, from 60 mm to 100 mm.¹⁷

The final statement in that discussion concluded, "[g]iven the advent and usage of higher intensity headlamps, there appears to be an even greater need than before to preserve the intensity ratio. NHTSA has done so by retaining the existing requirement."

We do not agree with Ford's position. Ford's argument that NHTSA's incorporation of SAE standards is not always absolute is in reference to cases in which FMVSS No. 108 explicitly states requirements that are different than the SAE documents. In cases where NHTSA does not specifically exclude parts of SAE standards, the entire standard is incorporated by reference. In the rulemaking cited by Ford, neither within the preamble of that final rule, nor in the NPRM was there any discussion of exempting, or applying any intensity multipliers other than those appearing in the SAE document for auxiliary lamps. The key argument for the agency not to adopt the multipliers in the 1984 SAE standards deals with higher intensity headlamps and the spatial relationship of turn signals to those lamps and, thus, is inapplicable to intensity multipliers for turn signals located near auxiliary lamps. As stated in the preamble of the final rule, SAE J588 (NOV 1984) and SAE J1395 (APR 1985) contain additional photometric multiplier requirements beyond those required in paragraph S5.3.1.7 for turn signals located near auxiliary lamps.¹⁸ It is the agency's position that the requirements in paragraph S5.3.1.7 work in conjunction with the requirements in SAE J588 (NOV 1984) and SAE J1395 (APR 1985) and do not preempt them. Therefore, the agency has not removed the paragraphs and denies Ford's requests.

The Associations claimed the text of the currently applicable version of FMVSS No. 108 did not distinguish between non-reflector light sources and reflector light sources for the purposes

¹⁵ 32 FR 18037, (Dec. 16, 1967).

¹⁶ 61 FR 14044, (Mar. 29, 1996).

¹⁷ 55 FR 20158, (May 15, 1990).

¹⁸ 72 FR 68243, (Dec. 4, 2007).

of measuring the distance between a turn signal to a headlamp, or auxiliary lamp. They claimed that paragraph S5.3.1.7 in the existing FMVSS No. 108, which states, “on a motor vehicle on which the front turn signal lamp is less than 100 mm from the lighted edge of a lower beam headlamp, as measured from the optical center of the turn signal lamps, the multiplier applied to obtain the required minimum luminous intensities shall be 2.5” supersedes section 5.1.5.4 of SAE J588 (NOV 1984). Therefore, the Associations requested that paragraphs S7.1.1.10.1 through S7.1.1.10.3 of the final rule be replaced with paragraph S5.3.1.7 of the currently applicable version of FMVSS No. 108.

The agency agrees that the distance between a turn signal lamp and a lower beam headlamp should be measured from the optical center as specified in the text of the currently applicable version of FMVSS No. 108. However, the measurements between a turn signal lamp and an auxiliary lamp are incorporated from SAE J588 (NOV 1984), which included different measurement methods for turn signal lamps that incorporate reflector optics and turn signal lamps that primarily use lens optics. Considering this, paragraph S7.1.1.10.4(a) has been changed to state “where the spacing measurement as measured from the optical center of the turn signal lamp, to the lighted edge of a lower beam headlamp is less than 100 mm, the photometric multiplier must be 2.5.” As stated previously, SAE J588 (NOV 1984) contains requirements that are additional to those contained in paragraph S5.3.1.7 of the current standard. Therefore, we refrain from changing the method for measuring the distance between the turn signal and auxiliary lamps for determining the required photometric multiplier.

AAM claimed that the text of the currently applicable version of FMVSS No. 108 does not specify the size and color of turn signal pilot indicators and requested that paragraph S9.3.4 be removed. AAM asserted the two sentences contained within paragraph S5.5.6 of the currently applicable version of FMVSS No. 108 should be considered separately. AAM stated that the first sentence requires a vehicle equipped with a turn signal operating unit to also have an illuminated pilot indicator. Through the second sentence, the paragraph separately requires that the failure of one or more turn signal lamps to operate should be indicated according to the SAE Standard. Therefore, AAM claimed that the SAE standard recommendations for turn signal pilot indicator size and color are not requirements in FMVSS No. 108.

NHTSA finds that paragraph S5.5.6 of the current standard requires that the turn signal pilot indicator comply with all requirements for turn signal pilot indicators specified in SAE J588 (SEP 1970). Paragraph S9.3.4 of the final rule, which states, “[i]f an indicator is located inside the vehicle it must emit a green colored light and have a minimum area equivalent to a $\frac{3}{16}$ in diameter circle,” was derived from the currently applicable version of the FMVSS No. 108 paragraph S5.5.6, which states that, “[e]ach vehicle equipped with a turn signal operating unit shall also have an illuminated pilot indicator. Failure of one or more turn signal lamps to operate shall be indicated in accordance with SAE J588 (SEP 1970) * * *”. Furthermore, paragraph 4.5.2 of SAE J588 (SEP 1970) states that, “if the illuminated indicator is located inside the vehicle, for example in the instrument cluster, it should emit a green colored light and have a minimum area equivalent to a $\frac{3}{16}$ in. diameter circle.”

It is the view of the agency that the phrase “[f]ailure of one or more turn signal lamps to operate shall be indicated in accordance with SAE J588 (SEP 1970),” requires that the turn signal pilot indicator comply in all respects with SAE J588 (SEP 1970). SAE J588 (SEP 1970) contains requirements for pilot indicators to indicate that the turn signal system is off, size and color requirements for the indicator, and visibility requirements for the indicator based on driver eye position. An indicator of a size and color other than the indicator required in SAE J588 (SEP 1970) would not indicate failure of a turn signal lamp to operate in accordance with SAE J588 (1970) because the indicator would not meet the requirements laid out in that standard for size and color. It is the agency’s position that this sentence requires the pilot indicator to indicate that the turn signal is out via an indicator of the size and color and at the eye location specified in the standard. Therefore, no substantive change was imposed by the final rule compared with the existing standard. Accordingly, the agency is denying this request from AAM.

Harley-Davidson requested clarification and confirmation that the headlamp aimability requirements of S10.18 do not apply to motorcycles. As discussed in Harley-Davidson’s request to clarify the applicability of the headlamp ornamentation prohibition to motorcycles, two letters of interpretation, a December, 6, 1999 letter to Piaggio & C.S.p.A, and a September 9, 2000 letter to Carter

Engineering, confirm that this standard does not require motorcycle headlamps to have aiming mechanisms. Within the letter to Mr. Carter, NHTSA stated, “The aiming mechanism requirements of Standard No. 108 are imposed by S7.8, and as I indicated previously, we do not intend S7.8.2 to apply to motorcycle headlamps. We intend the paragraphs of S7.9 *Motorcycles* and their referenced materials to cover motorcycle headlamps.” Accordingly, paragraph S10.18 has been modified to state: “Headlamp aimability performance requirements (*except for motorcycles*).” Paragraph S10.2 is modified to state “Reserved.” The agency does note that in paragraph S14.2.5.5, *Headlamp photometry measurements*, the procedure does require that the headlamp be aimed during testing. Therefore, although the performance requirements of paragraph S10.18 do not apply to motorcycles, they must have the ability to meet the applicable photometric requirements using the testing procedure described in paragraph S14.2.5.

The Associations, Koito and Calcoast requested that the agency amend paragraph S10.18.9.1.5.1, which required that the cutoff parameter for headlamps be measured from a distance of 10 m from a photosensor with a 10 mm diameter because these requirements were not contained in the current version of the standard. The agency provided the measurement distance of 10 m from the photosensor having a diameter of 10 mm for measuring the cutoff parameter as guidance in a letter of interpretation to Tilman Spingler on April 6, 2000.¹⁹ In the agency guidance letter to Mr. Spingler, the agency stated that it intended to incorporate the guidance provided in the letter into FMVSS No. 108 during the next rulemaking involving the standard. The NPRM to this final rule stated that the agency intended to incorporate the April 6, 2000 letter to Mr. Spingler into the revised version of FMVSS No. 108.²⁰ We believe it is important to identify how the agency will conduct compliance testing and we did this in the NPRM and again discussed the issue in the final rule. Therefore, paragraph S10.18.9.1.5 has not been modified and the petitions from the Associations, Koito, and Calcoast are denied. However, we do note that regulated parties are able to test at different distances if they choose, although NHTSA compliance tests will be done at 10 m. We note the petitioners may

¹⁹ <http://isearch.nhtsa.gov/files/21406.ztv.html>.

²⁰ 70 FR 77457, (Dec. 30, 2005).

submit data to support a change in the specified distance in a separate petition.

Nissan requested that the inward force test specified in paragraph S14.6.12 be excluded for VHAD and VOA lamps. Nissan stated that the text of the currently applicable version of FMVSS No. 108 did not require VHAD and VOA lamps to conform to this test. Further supporting Nissan's claim, the preamble to a final rule²¹ published May 9, 1989 stated:

The deletion of inward force and torque deflection is appropriate for headlighting systems which do not use externally applied aimers, since these tests are intended to show resistance to the effects of the weight and application of external aimers * * * NHTSA believes that vehicle manufacturers will be cautious enough to design vehicles to withstand the likelihood of misaim in [the] event [the vehicle is pushed by hand], and, considering the deletion appropriate only for headlamps which do not have aiming pads for external mechanical aimers, has adopted the proposed modification of applicability of inward force and torque deflection tests.

Koito also pointed to the preamble of the May 9, 1989, final rule in arguing that the inward force only applies to headlamps that are capable of being externally aimed.

The agency agrees that the inward force test was only required for headlamps with external aimers in the text of the currently applicable version of FMVSS No. 108, therefore we have made the following modifications to the standard: "S10.13.4.1 Each sealed beam headlamp must be designed to conform to the performance requirements of the corrosion test, vibration test, inward force test (*for lamps which are externally aimed only*), torque deflection test (*for lamps which are externally aimed only*), headlamp connector test, headlamp wattage test, and aiming adjustment tests of S14.6." "S10.14.7.1 Each integral beam headlamp must be designed to conform to the performance requirements of the corrosion test, temperature cycle test, vibration test, inward force test (*for lamps which are externally aimed only*), headlamp connector test, and aiming adjustment tests of S14.6." "S10.15.7.1 Each replaceable bulb headlamp must be designed to conform to the performance requirements of the corrosion test, corrosion-connector test, dust test, temperature cycle test, humidity test, vibration test, inward force test (*for lamps which are externally aimed only*), headlamp connector test, and aiming adjustment tests of S14.6."

The Associations and Grote requested that language be added to the standard to allow the use of turn signal and stop lamps designed for use on vehicles 2032 mm or more in overall width, which meet the one lighted section photometric values, on narrow vehicles other than passenger cars. The Associations noted that SAE J1395 (APR 1985), the standard applicable to turn signal lamps on wide vehicles, states that a lamp built to this standard may also be used on a narrow vehicle. The Associations pointed to an August 22, 1990 agency interpretation letter to Hella,²² that stated "SAE J1395 also provides that these lamps [turn signal lamps designed for use on vehicles 2032 mm or more in overall width] may be used on vehicles less than this width, except passenger cars," to support its position.

We disagree with the interpretation of FMVSS No. 108 put forward by the Associations and Grote. We stated in the preamble of the final rule that there are no provisions in the existing standard that allow the installation of wide vehicle stop and turn signal lamps on narrow vehicles in lieu of the clearly stated requirements for narrow vehicles in Table III of the existing standard. We consider the requirements for stop lamps and turn signal lamps used on narrow vehicles in the currently applicable version of FMVSS No. 108 to be clearly stated. There is no agency guidance stating that manufacturers of narrow vehicles may choose an alternative other than Table III for requirements for stop and turn signal lamps for use on narrow vehicles. Neither Table III, SAE J588 (NOV 84), or SAE J586 (FEB 84), *Stop Lamps for Use on Motor Vehicles Less than 2032 mm in Overall Width*, state that lighting from wide vehicles can also be used on narrow vehicles. For narrow vehicles, a lamp must meet the requirements for narrow vehicles as specified in Table III of the currently applicable version of the standard. Further, the agency stated in a May 22, 2003 letter of interpretation to Panor Corporation²³ that turn signal and stop lamps designed for use on both narrow and wide vehicles must meet the requirements of SAE standards applicable to both narrow and wide vehicles. The letter to Panor stated that stop lamps to be used on both narrow and wide vehicles must meet both SAE J1398 (MAY 1985) and SAE J586 (MAY 1984) and turn signal lamps to be used on both narrow and wide vehicles must meet both SAE J1395 (APR 1985) and SAE J588 (NOV 1984). It is the agency's

position that the letter to Panor, not the letter to Hella, states the correct interpretation regarding the use of turn signal and stop lamps designed for wide vehicles on narrow vehicles. Considering these factors, the petitions from the Associations and Grote are denied.

Harley-Davidson requested that the agency amend Table IV-a which contains the requirements for projected luminous lens area to allow a projected luminous lens area of 2200 square mm for multiple compartment stop lamps used on motorcycles. Harley-Davidson stated that an effective projected luminous lens area of 2200 square mm for multiple compartment stop lamps is permitted under the currently applicable version of FMVSS No. 108. The agency agrees that FMVSS No. 108 permits an effective projected luminous lens area of 2200 square mm for multiple compartment stop lamps used on motorcycles. Accordingly, the agency has amended Table IV-a to include a projected luminous lens area of 2200 square mm for multiple compartment stop lamps used on motorcycles.

We are denying Nissan's request to modify the legacy visibility wording for turn, stop, and taillamps within Table V-d because the language suggested by Nissan does not fully correspond with the requirements in the SAE standard referenced by the existing standard. For example, the wording suggested by Nissan might allow for a situation in which visibility, as defined by area, may be compromised within a position less than the required 45 degrees while the area requirement is met at 45 degrees. This situation is currently not permitted.

AAM stated that footnotes 1 and 4 of Table VIII, regarding the photometric intensity values between test points and the maximum intensity of taillamps respectively, were not previously incorporated into the current standard. AAM maintained that footnote 1 is not referenced in current version of FMVSS No. 108 or in SAE J585 (AUG 1977), *Tail Lamps (Rear Position Lamps)*, and that footnote 4 was preempted by figures contained in the current version of FMVSS No. 108.

We are denying AAM's request to remove footnote 1 and footnote 4 from Table VIII. As stated in the preamble of the final rule, Footnote 1 was added to Table VIII of the rewrite unchanged from the text of SAE J575 (AUG 1970), *Test for Motor Vehicle Lighting Devices and Components*, which was previously incorporated by reference in FMVSS No. 108.²⁴ The agency, however, is revising

²¹ 54 FR 20067, (May 9, 1989).

²² <http://isearch.nhtsa.gov/aiam/aiam4773.html>.

²³ <http://isearch.nhtsa.gov/files/00473.ztv.html>.

²⁴ 72 FR 68261, (Dec. 4, 2007).

footnote 4 such that it matches the text in paragraph S5.1.1.6 of the existing standard so as not to make substantive changes to the standard during the rewrite process.

The agency is denying Nissan's request to amend the footnotes to photometric tables containing the requirements for signal lamps. In incorporating third-party documents into the text of the rewrite of the standard, the agency sought not to make any changes to the requirements contained in the third-party documents. We believe that this goal is best accomplished by directly incorporating the text from the third-party documents with minimal changes. While further changes to the standard may improve clarity, the agency believes that these changes are outside the scope of the rewrite.

In the preamble of the final rule the agency explained its views on the subject of grouped compliance.²⁵ The footnotes to the photometric tables allow the failure of a test point in the group to be offset if other points in the group exceed their minimum by the required margin. The agency does not believe that the footnotes contradict the requirements in the photometric tables and declines to amend the footnotes for the reasons stated in the preamble of the final rule.

Valeo and the Associations requested that the agency reconsider its decision to specify a 90L to 90R horizontal range defined in the area of 10U to 90U in the first row of Table XIX. The agency is denying the petitioner's request. In the NPRM the agency stated that it planned to incorporate a July 2, 1999 letter of interpretation to Tilman Spingler²⁶ which specified a horizontal range of 90L to 90R in the 10U to 90U area.²⁷ In this letter the agency stated that:

Each of the Figures you reference specify a maximum of 125 candela for test points 10U–90U. The Figures do not state where in space from left to right to locate the vertical line, and thus, they do not specify that a line is to be measured. It follows that the only description of a set of test points is that of the entire area from 90L to 90R and 10U to 90U, i.e., an area from the extreme left of the test point grid to the extreme right of the test point grid, with an elevation of from 10U to 90U.

The agency believes that a horizontal zone of 90L to 90R for the 10U to 90U area flows logically from the requirements of Figures 15–1, 15–2, 17–1, 17–2, 28–1, and 28–2 in the current version of FMVSS No. 108. Therefore,

the agency is retaining the horizontal range specified in the final rule.

D. Amendments To Improve Clarity

The agency has considered the requests to amend the standard to provide greater clarity or reorganize portions of the standard to improve readability. The agency has made every effort during the rewrite of FMVSS No. 108 to improve usability of the standard. The agency has granted requests to further improve the standard by moving certain language or removing redundant requirements where we felt that the requested changes could be made without substantively altering the requirements of the standard.

We are denying Nissan's request to modify paragraph S6.1.3.4.2 to include language from a February 12, 1998 interpretation letter to Ford Motor Company to clarify the meaning of the phrase "special tools." In response to petitions for reconsideration, we are not adding new interpretation letters beyond those addressed in the NPRM and final rule.

Harley-Davidson requested that the agency clarify that it is permissible to mount dual motorcycle headlamps horizontally. We agree that paragraph S6.1.3.5.1.3 introduces ambiguity to the requirements for when motorcycle headlamps must be mounted vertically. Paragraph S6.1.3.5.1.3 of the rewrite is derived from paragraph S7.9.1(b) of the currently applicable version of FMVSS No. 108. Paragraph S7.9.1(b) states that a motorcycle headlamp system consisting of half of certain automobile headlamp systems must be mounted vertically. The requirement that a motorcycle headlamp system consisting of half an automobile headlamp system be mounted vertically is also contained in paragraph S10.17(a) of the rewrite of FMVSS No. 108. Because the requirements of S6.1.3.5.1.3 are more clearly stated elsewhere in the rewrite, the agency considers paragraph S6.1.3.5.1.3 to be duplicative. Therefore, we are removing paragraph S6.1.3.5.1.3 from the rewrite of FMVSS No. 108.

Koito requested that paragraph S7.3.12.1, which specifies the requirements for the ratio of intensities between a stop lamp and a taillamp, be modified to clarify that SAE J1398 (MAY 1998), applicable to wide vehicles, does not have a 560 mm or 410 mm classification and always applies the ratio requirement when determining the appropriate photometric multiplier. We agree that there was no 560 mm or 410 mm classification for wide vehicles in the text of the currently applicable version of FMVSS No. 108. However, the agency believes that the paragraphs

of S7.3.12 are clear as written in the final rule. Because no class restrictions are placed within paragraph S7.3.12.1, the requirements apply to all vehicles regardless of width. While we do not believe that we need to modify this paragraph, we do note that Koito's stated understanding of the issue is correct.

As Nissan requested, paragraph S8.2.1.5 has been modified to add a subject to the sentence. It now reads: "Application Location. *Conspicuity systems* need not be * * *"

Nissan requested that paragraph S10.1.2 be modified to eliminate the duplicate requirements for motorcycle headlamp systems. Paragraph S10.1.2 states: "Each motorcycle must be equipped with a headlighting system conforming to S10.17 of this standard or one half of any headlighting system of Table II which provides both a full upper beam and a full lower beam." Paragraph S10.17 states: "* * * a motorcycle headlighting system may consist of: (a) one half of any headlighting system of Table II which provides both a full upper beam and full lower beam, and is designed to conform to the * * *" The agency agrees that this language is needlessly redundant, and has modified paragraph S10.1.2 by removing the reference to headlighting systems comprising half of Table II headlighting systems. Paragraph S10.1.2 now states: "Each motorcycle must be equipped with a headlighting system conforming to S10.17 of this standard."

Koito recommended modifying paragraph S10.15.1, dealing with replaceable bulb headlamp systems, which states: "Installation * * * A system must provide in total not more than two upper beams and two lower beams and must incorporate not more than two replaceable light sources in each headlamp." Koito claimed this text will allow for a four lamp system to contain two replaceable bulbs within each of the four lamps which is not the intention of the original requirement.

The agency believes this paragraph clearly and accurately expresses the text of the currently applicable version of FMVSS No. 108. The text of the paragraph is substantially similar to that of paragraph S7.5(a) of the existing standard. NHTSA does not believe that a change to this paragraph is necessary and is denying this request by Koito.

Koito and Toyota both requested a modification to paragraph S10.15.5 which states: "Additional light sources. A replaceable bulb headlamp may incorporate replaceable light sources that are used for purposes other than headlighting." Both Koito and Toyota requested that the second use of the

²⁵ 72 FR 68282, (Dec. 4, 2007).

²⁶ <http://isearch.nhtsa.gov/files/19548.ztv.html>.

²⁷ 70 FR 77457, (Dec. 30, 2005).

word “replaceable” be deleted from this requirement because they believed that the language implied that light sourced used for purposes other than headlighting incorporated into a replaceable bulb headlamp must always be replaceable. The agency believes that the language used in the final rule is consistent with the current standard and clearly describes the requirements of replaceable bulb headlamps that incorporate other light sources. Therefore, the agency is denying this request. Nissan requested that paragraph S10.18.9.5, which contains photometry requirements for visually/optically aimed headlamps, be deleted. Nissan claimed that this paragraph is redundant with paragraphs S10.13.3, S10.14.6, S10.15.6, S10.16.2, and Table II which contain the photometry requirements for all permissible headlamps. Nissan suggested that these requirements should be stated only once in FMVSS No. 108. The agency agrees that the paragraphs are redundant and we believe that a user of this standard could locate the necessary information without this paragraph with the assistance of Table II. However, the redundancy of paragraph S10.18.9.5 may significantly increase the usability of the standard for a particular user interested primarily in finding the requirements of a visually/optically aimed headlamp. Accordingly, we have not modified paragraph S10.18.9.5 and we are denying Nissan’s request.

Nissan requested that the agency reorganize paragraph S13.3 containing the marking requirements for replacement lenses. Nissan noted that marking requirements for replacement lenses are already included in paragraph S6.5.1, along with the other headlamp DOT marking requirements. Nissan also requested that the remaining requirements in paragraph S13.3 be moved with a new paragraph number under paragraph S6.5.3.6 in order to consolidate all the requirements in one place. The agency agrees that keeping the marking requirements together is an important factor in meeting the stated goal of making the standard more user-friendly. Therefore, S13.3 has been deleted, and a new paragraph S6.5.3.6 has been added to read as published in this final rule.

The Associations and SABIC requested a modification to paragraph S14.1.2, which contains the testing specifications for all plastic materials used for optical parts on lamps or reflective devices. SABIC requested that the word “transparent” be added before “optical” and the word “reflex” before the word “reflectors” to clarify that the requirements of this paragraph do not

apply to opaque materials used in light components. The Associations also requested that the word “reflex” be added before the word reflector. We note that paragraph S14.1.2 was transposed from paragraph S5.1.2 of the currently-applicable version of FMVSS No. 108 which states: “Plastic materials used for optical parts such as lenses and reflectors shall conform to SAE Recommended Practice J576 JUL 1991, except that:” The agency notes that neither the word “transparent,” nor the word “reflex” was in the text of the currently applicable version of FMVSS No. 108. We believe the word “transparent” could be interpreted such that the addition of this word would create a substantive modification to the requirement and that adding the term “reflex” would also stray from our intention to transpose existing language without making changes. Therefore, we are denying this request.

Nissan requested a modification to paragraph S14.2.4.3, dealing with DRL bulb photometric testing requirements. Nissan maintained that the requirements of this paragraph create conflict with paragraph S14.2.4.1. Paragraph S14.2.4.3 contains a pointing statement to paragraph S14.2.1.6 which states that bulbs are to be operated at their rated mean spherical candela during testing of DRL photometry requirements. Paragraph S14.2.4.1 requires that the bulbs be operated at a fixed 12.8 V input during DRL photometry testing. This creates a conflict within the regulatory text because a bulb’s mean spherical candela may not be achieved at 12.8V. In order to eliminate this apparent contradiction, Nissan suggested modifying S14.2.4.3 to state “Bulb requirements of S14.2.1.6 apply to DRL photometry, except for the need to operate at the rated mean spherical candela.”

The agency agrees that the last statement in paragraph S14.2.1.6 requiring that bulbs be operated at their mean spherical candela during photometry testing does not apply to DRLs because this requirement is excluded by the “unless otherwise specified” clause within SAE J575e (AUG 1970). The requirement that bulbs be operated at their mean spherical candela does not apply to DRLs because of specific voltage callout in paragraph S11 of the currently applicable version of the standard. Accordingly, paragraph S14.2.4.3 has been modified by removing the reference to paragraph S14.2.1.6 and now reads as follows: “S14.2.4.3 Except for a lamp having a sealed-in bulb, a lamp must meet the applicable requirements of this standard when tested with a bulb whose filament

is positioned within $\pm .010$ in. of the nominal design position specified in SAE J573d, *Lamp bulbs and Sealed Units*, December 1968, (incorporated by reference, see 571.108 S5.2 of this title) or specified by the bulb manufacturer.”

Koito requested a clarification of the requirement in S14.4.2.1.3 that specifies testing for plastic optical materials. Koito questioned if a material thickness of 7 mm can be certified if it was once tested in the four thicknesses required by this standard. The agency does not believe it is appropriate to address this interpretive question within this notice. However, we do note that the Koito request will be addressed in the follow-up notice.

Nissan requested that the table under paragraph S14.9.3.11.2.3.1 be given a title and relocated to the table section of the standard and referenced as Table XXI. We are denying this request. The table is part of paragraph S14.9.3.11.2.3.1, *Operating limits*. The agency feels that the requirements specified in the table are most appropriately located with the other requirements applicable to semiautomatic headlamp beam switching device tests.

AAM requested that Table I—a be separated to create two new tables based on overall vehicle width. AAM stated that splitting Table I—a to create separate tables for narrow and wide vehicles would simplify the standard and make it easier to use. The agency is denying AAM’s request. We believe that it is appropriate to group the requirements for both wide vehicles and narrow vehicles together based on the commonality of the requirements for both wide and narrow vehicles.

AAM stated that the requirements for DRLs should not be included in Table I—a because DRLs are optional equipment and Table I—a is entitled *Required Lamps and Reflective Devices*. AAM believed that locating the requirements for DRLs in Table I—a detracts from the ease of usability of the standard. We disagree with AAM’s argument. The agency believes that Table I—a is the most appropriate location for the requirements for DRLs. Unlike other optional lamps and lighting equipment installed on vehicles, DRLs, when installed, are regulated according to all the categories contained in Table I—a. We believe that final rule clearly indicates that DRLs are optional equipment. Therefore, AAM’s request is denied.

Koito requested that the agency amend the device activation requirements for high mounted stop lamps contained in Table I—a. Koito requested that the agency clarify that

activation of the high mounted stop lamp upon application of a device designed to retard the motion of the vehicle is optional. We agree that activation of the high mounted stop lamp is optional upon application of a device designed to retard the motion of the vehicle and have revised Table I-a to note this distinction.

AAM requested that the titles of Tables I-a, I-b, and I-c be changed to include the vehicles to which the tables apply. NHTSA is denying this request. We feel that the subheadings included in the tables clearly indicate the class of vehicles to which the tables apply.

Valeo, Grote, and the Associations requested that the agency modify Table XII to clarify that when a single backup lamp is used on a vehicle the maximum photometric intensity allowed is 600 candela. The agency agrees and has added the 600 candela value to Table XII and a footnote stating: "the value before the slash applies to each lamp in a multiple lamp system; the value after the slash applies to a single lamp system."

Nissan requested that the agency modify footnote 1 in Tables XIX-a, XIX-b, and XIX-c to clarify the photometry requirements for the test areas specified in the tables. The agency agrees and is modifying footnote 1 in each of the three tables to read: these test points are boundaries; intensity values within this boundary must meet the listed photometry requirement.

The agency has attempted to format the tables of FMVSS No. 108 in the most user friendly manner. Where the agency was able to avoid splitting tables across multiple pages, the agency has done so. We believe that for some of the larger tables contained in the standard, modifications necessary to fit the tables on to a signal page, such as shrinking the text in the table, would make the tables more difficult to use.

E. Preemptive Effect of FMVSS No. 108

AAJ requested that the agency remove any reference to preemption of state tort law from the preamble of the final rule. AAJ argued that *Geier v. American Honda Motor Co.*²⁸ is an unusual, fact-driven case and does not provide a basis for the agency to claim that all Federal motor vehicle safety standards preempt state tort law. AAJ maintained that FMVSS No. 108 is a minimum safety standard and, thus, is not intended to preempt state tort law. AAJ claimed that it was premature for the agency to speculate about the preemptive effect of a rule before the existence of an actual legal conflict on the record. AAJ further

argued that any claim of preemption by the agency is subject to the notice and comment provisions of the *Administrative Procedure Act*.²⁹

The agency does not consider AAJ's submission to be a petition for reconsideration, as NHTSA's preemption discussion contained in the preamble is not a rule. Accordingly, we are treating this petition as a simple request to disavow the preemption discussion in the final rule preamble.

We provided the general discussion of implied preemption and *Geier* in accordance with the directive of Executive Order 13132, Federalism, for agencies to analyze the federalism implications of their rulemakings. In that discussion, the agency explained that NHTSA's safety standards can preempt state laws in at least two ways: Either expressly, through the express preemption provision of the Vehicle Safety Act, or impliedly, if State requirements create a conflict and thus stand as an obstacle to the accomplishment and execution of a NHTSA safety standard. The agency would like to note that because most FMVSS are minimum standards, a State common law tort cause of action that seeks to impose a higher standard on motor vehicle manufacturers will generally not be preempted. However, if and when such a conflict does exist—for example, when the standard at issue is both a minimum and a maximum standard—the State common law tort cause of action is impliedly preempted. See *Geier v. American Honda Motor Co.*, 529 U.S. 861 (2000).

To this end, the agency has examined the nature (*e.g.*, the language and structure of the regulatory text) and objectives of the final rule, which like many NHTSA rules, prescribes only a minimum safety standard. As such, NHTSA does not intend that this rule preempt state tort law that would effectively impose a higher standard on motor vehicle manufacturers than FMVSS No. 108. Establishment of a higher standard by means of State tort law would not conflict with the minimum standard announced in FMVSS No. 108. Without any conflict, there could not be any implied preemption of a State common law tort cause of action. For the aforementioned reasons, the agency declines to remove the *Geier* language from its discussion of preemption law.

V. Rulemaking Analyses and Notices

A. Executive Order 12866, Executive Order 13563, and DOT Regulatory Policies and Procedures

NHTSA has considered the impact of this rulemaking action under Executive Order 12866, Executive Order 13563, and the Department of Transportation's regulatory policies and procedures. This rulemaking document was not reviewed by the Office of Management and Budget under E.O. 12866, "Regulatory Planning and Review." It is not considered to be significant under E.O. 12866 or the Department's regulatory policies and procedures. This final rule merely corrects technical and typographical errors in FMVSS No. 108. Today's rule will not have any measurable effect on costs or benefits since the rule merely reorganizes and clarifies existing requirements.

B. Privacy Act

Anyone is able to search the electronic form of all comments received into any of our dockets by the name of the individual submitting the comment (or signing the comment, if submitted on behalf of an association, business, labor union, etc.). You may review DOT's complete Privacy Act Statement in the **Federal Register** published on April 11, 2000 (Volume 65, Number 70; Pages 19477-78) or you may visit <http://docketsinfo.dot.gov/>.

C. Other Rulemaking Analyses and Notices

In the December 2007 final rule, the agency discussed relevant requirements related to the Regulatory Flexibility Act, the National Environmental Policy Act, Executive Order 13132 (Federalism), the Unfunded Mandates Reform Act, Civil Justice Reform, the National Technology Transfer and Advancement Act, the Paperwork Reduction Act, and Executive Order 13045 (Protection of Children from Environmental Health and Safety Risks). Since that final rule was an administrative rewrite of existing requirements and since today's action simply makes technical corrections to that final rule, today's rule does not affect the agency's analyses in those areas.

List of Subjects in 49 CFR Part 571

Imports, Incorporation by reference, Motor vehicle safety, Motor vehicles, and Tires.

In consideration of the foregoing, NHTSA is amending 49 CFR Part 571 as follows:

²⁸ 529 U.S. 861 (2000).

²⁹ 5 U.S.C. 553.

PART 571—FEDERAL MOTOR VEHICLE SAFETY STANDARDS

■ 1. The authority citation for Part 571 continues to read as follows:

Authority: 49 U.S.C. 322, 30111, 30115, 30117, 30166; delegation of authority at 49 CFR 1.50.

■ 2. Section 571.108 is amended as follows:

- a. By revising entry 17 in S5.2; paragraphs S6.1.1.4; S6.1.3.2; S6.2.3.1; S6.4.4; S6.5.3; S6.5.3.3.1; S6.5.3.6; S7.1.1.9; S7.1.1.10.4(a); S7.1.1.11; S7.1.1.11.1; S7.1.1.12.4; S7.1.2.9; S7.2.9; S7.3.9; S7.4.9; S7.5.9; S7.6.9; S7.7.4; S7.7.9; S7.8.9; S7.9.9; S7.9.14; S7.11.9; S8.1.9; S8.2.1.5; S10.1.2; S10.13.4.1; S10.14.7.1; S10.15.7.1; S10.18; S14.2.1.5.2; S14.2.4.3; S14.3.1; S14.6.9.1.1; Table I-a; Table I-b; Table I-c; Table III; Table IV-a; Table IV-b; Table IV-c; Table V-a; Table V-d; Table VIII; Table IX; Table XII; Table XIV; Table XV; Table XIX-a; Table XIX-b; Table XIX-c;
- b. By adding a definition of “Combination headlamp system” in S4; entry 18 in S5.2; paragraph S6.5.3.1;
- c. By removing paragraph S6.1.3.5.1.3, removing and reserving paragraph S10.2, and removing paragraph S13.3; and
- d. By removing paragraphs S7.9.14.1.1 and S7.9.14.1.2, and adding paragraphs S7.9.14.1 and S7.9.14.2 in their place.

The revisions and additions to § 571.108 read as follows:

§ 571.108 Standard No. 108; Lamps, reflective devices, and associated equipment.

* * * * *

S4 Definitions.

* * * * *

Combination Headlamp means a headlamp that is a combination of two different headlamp types chosen from a type F sealed beam headlamp, an integral beam headlamp, or a replaceable bulb headlamp.

* * * * *

*S5.2 * * **

17. American Society for Testing and Materials (ASTM) C150–56, published 1956, “Standard Specifications for Portland Cement.” ASTM International, 100 Barr Harbor Drive, PO Box C700, Conshohocken, PA 19428–2959.

18. Illuminating Engineering Society of North America (IES) LM 45, approved April 1980, “IES Approved Method for Electrical and Photometric Measurements of General Service Incandescent Filament Lamps.” Illuminating Engineering Society of North America, 345 East 47th St., New York, NY 10017.

* * * * *

S6.1.1.4 *Daytime running lamps.* Any pair of lamps on the front of a passenger car, multipurpose passenger vehicle, truck, or bus, whether or not required by this standard, other than parking lamps or fog lamps, may be wired to be automatically activated, as determined by the manufacturer of the vehicle, in a steady burning state as daytime running lamps (DRLs) in accordance with S7.10.5.

* * * * *

S6.1.3.2 When multiple lamp arrangements for rear turn signal lamps, stop lamps, or taillamps are used, with only a portion of the lamps installed on a fixed part of the vehicle, the lamp or lamps that are installed to the non-fixed part of the vehicle will be considered auxiliary lamps.

* * * * *

S6.2.3.1 When activated in the steady burning state, headlamps (excluding headlamps mounted on motorcycles) must not have any styling ornament or other feature, such as a translucent cover or grill, in front of the lens

* * * * *

S6.4.4 *Legacy visibility alternative.* As an alternative to S6.4.3, each passenger car and motorcycle, and each multipurpose passenger vehicle, truck, trailer, and bus that is of less than 2032 mm overall width, that is manufactured on or before September 1, 2011, and each multipurpose passenger vehicle, truck, trailer, and bus that is of 2032 mm or more overall width, that is manufactured on or before September 1, 2014, must have each lamp located so that it meets the visibility requirements specified in Table V-d.

* * * * *

S6.5.3 Headlamp markings.

S6.5.3.1 *Trademark.* The lens of each original and replacement equipment headlamp, and of each original and replacement equipment beam contributor must be marked with the name and/or trademark registered with the U.S. Patent and Trademark Office of the manufacturer of such headlamp or beam contributor, of its importer, or any manufacturer of a vehicle equipped with such headlamp or beam contributor. Nothing in this standard authorizes the marking of any such name and/or trademark by one who is not the owner, unless the owner has consented to it.

* * * * *

S6.5.3.3.1 Each sealed beam headlamp lens must be molded with “sealed beam” and the appropriate designation code as shown in Table II in characters no less than 6.35 mm in size.

* * * * *

S6.5.3.6 Each replacement headlamp lens must also be marked with the manufacturer and the part or trade number of the headlamp for which it is intended, and with the name and/or trademark of the lens manufacturer or importer that is registered with the U.S. Patent and Trademark Office. Nothing in this standard authorizes the marking of any such name and/or trademark by one who is not the owner, unless the owner has consented to it.

* * * * *

S7.1.1.9 *Markings.* See S6.5.1.2.

* * * * *

S7.1.1.10.4 Spacing based photometric multipliers.

(a) where the spacing measurement as measured from the optical center of the turn signal lamp, to the lighted edge of a lower beam headlamp is less than 100 mm the photometric multiplier must be 2.5.

* * * * *

S7.1.1.11 Multiple compartment lamps and multiple lamps.

S7.1.1.11.1 A multiple compartment lamp or multiple lamps may be used to meet the photometric requirements of a front turn signal lamp provided the requirements of S6.1.3.2 are met.

* * * * *

S7.1.1.12.4 Where the clearance lamp is combined with the turn signal lamp, and the maximum luminous intensity of the clearance lamp is located below horizontal and within an area generated by a 1.0 degree radius around a test point, the ratio for the test point may be computed using the lowest value of the clearance lamp luminous intensity within the generated area.

* * * * *

S7.1.2.9 *Markings.* See S6.5.1.2.

* * * * *

S7.2.9 *Markings.* See S6.5.1.2.

* * * * *

S7.3.9 *Markings.* See S6.5.1.2.

* * * * *

S7.4.9 *Markings.* See S6.5.1.2.

* * * * *

S7.5.9 *Markings.* See S6.5.1.2.

* * * * *

S7.6.9 *Markings.* See S6.5.1.2.

* * * * *

S7.7.4 *Mounting height.* No requirement.

* * * * *

S7.7.9 *Markings.* See S6.5.1.2.

* * * * *

S7.8.9 *Markings.* See S6.5.1.2.

* * * * *

S7.9.9 *Markings.* See S6.5.1.2.

* * * * *

S7.9.14 Physical tests.

S7.9.14.1 Each high-mounted stop lamp must be designed to conform to

the performance requirements of the vibration test of S14.5, and the color test and plastic optical material test of S14.4.

S7.9.14.2 Each high-mounted stop lamp that is not mounted inside the vehicle must be designed to conform to the performance requirements of the moisture test, dust test, and corrosion test of S14.5.

* * * * *

S7.11.9 *Markings.* See. S6.5.1.2.

* * * * *

S8.1.9 *Markings.* See. S6.5.1.2.

* * * * *

S8.2.1.5 *Application location.* Conspicuity systems need not be installed, as illustrated in Figure 12–2, on discontinuous surfaces such as outside ribs, stake post pickets on platform trailers, and external protruding beams, or to items of equipment such as door hinges and lamp bodies on trailers and body joints, stiffening beads, drip rails, and rolled surfaces on truck tractors.

* * * * *

S10.1.2 Each motorcycle must be equipped with a headlighting system conforming to S10.17 of this standard.

S10.2 [Reserved]

* * * * *

S10.13.4.1 Each sealed beam headlamp must be designed to conform to the performance requirements of the corrosion test, vibration test, inward force test (for lamps which are externally aimed only), torque deflection test (for lamps which are externally aimed only), headlamp

connector test, headlamp wattage test, and aiming adjustment tests of S14.6.

* * * * *

S10.14.7.1 Each integral beam headlamp must be designed to conform to the performance requirements of the corrosion test, temperature cycle test, vibration test, inward force test (for lamps which are externally aimed only), headlamp connector test, and aiming adjustment tests of S14.6.

* * * * *

S10.15.7.1 Each replaceable bulb headlamp must be designed to conform to the performance requirements of the corrosion test, corrosion-connector test, dust test, temperature cycle test, humidity test, vibration test, inward force test (for lamps which are externally aimed only), headlamp connector test, and aiming adjustment tests of S14.6.

* * * * *

S10.18 *Headlamp aimability performance requirements (except for motorcycles)*

* * * * *

S14.2.1.5.2 Luminous intensity measurements of multiple compartment lamps or multiple lamp arrangements are made either by:

(a) Measuring all compartments together, provided that a line from the optical axis of each compartment or lamp to the center of the photometer sensing device does not make an angle more than 0.6° with the H–V axis, or

(b) Measuring each compartment or lamp separately by aligning its optical

axis with the photometer and adding the value at each test point.

* * * * *

S14.2.4.3 Except for a lamp having a sealed-in bulb, a lamp must meet the applicable requirements of this standard when tested with a bulb whose filament is positioned within ± .010 in. of the nominal design position specified in SAE J573d, Lamp bulbs and Sealed Units, December 1968, (incorporated by reference, paragraph S5.2 of this section) or specified by the bulb manufacturer.

* * * * *

S14.3.1 *Procedure.* The sample device must be tested for photometry using bulbs having each of four out-of-focus filament positions. Where conventional bulbs with two pin bayonet bases are used, tests must be made with the light source 0.060 in. above, below, ahead, and behind the designated position. If prefocused bulbs are used, the limiting positions at which tests are made must be 0.020 in. above, below, ahead, and behind the designated position. The sample device may be reaimed for each of the out-of-focus positions of the light source.

* * * * *

S14.6.9.1.1 An unfixtured sample headlamp in its design mounting position is placed in water at a temperature of 176° ± 5° F (80° ± 3° C) for one hour. The headlamp is energized in its highest wattage mode, with the test voltage at 12.8 ± 0.1 V during immersion.

* * * * *

TABLE I–a—REQUIRED LAMPS AND REFLECTIVE DEVICES

Lighting device	Number and color	Mounting location	Mounting height	Device activation
All Passenger Cars, Multipurpose Passenger Vehicles (MPV), Trucks, and Buses				
Lower Beam Headlamps.	White, of a headlighting system listed in Table II.	On the front, at the same height, symmetrically about the vertical centerline, as far apart as practicable.	Not less than 22 inches (55.9 cm) nor more than 54 inches (137.2 cm).	The wiring harness or connector assembly of each headlighting system must be designed so that only those light sources intended for meeting lower beam photometrics are energized when the beam selector switch is in the lower beam position, and that only those light sources intended for meeting upper beam photometrics are energized when the beam selector switch is in the upper beam position, except for certain systems listed in Table II. Steady burning, except that may be flashed for signaling purposes.
Upper Beam Headlamps.	White, of a headlighting system listed in Table II.	On the front, at the same height, symmetrically about the vertical centerline, as far apart as practicable.	Not less than 22 inches (55.9 cm) nor more than 54 inches (137.2 cm).	

TABLE I-a—REQUIRED LAMPS AND REFLECTIVE DEVICES—Continued

Lighting device	Number and color	Mounting location	Mounting height	Device activation
Turn Signal Lamps ...	2 Amber 2 Amber or red Truck tractor exception, see S6.1.1.3.	At or near the front, at the same height, symmetrically about the vertical centerline, as far apart as practicable. On the rear, at the same height, symmetrically about the vertical centerline, as far apart as practicable.	Not less than 15 inches, nor more than 83 inches.	Flash when the turn signal flasher is actuated by the turn signal operating unit.
Taillamps	2 Red	On the rear, at the same height, symmetrically about the vertical centerline, as far apart as practicable.	Not less than 15 inches, nor more than 72 inches.	Steady burning. Must be activated when the headlamps are activated in a steady burning state or the parking lamps on passenger cars and MPVs, trucks, and buses less than 80 inches in overall width are activated. May be activated when the headlamps are activated at less than full intensity as Daytime Running Lamps (DRL).
Stop Lamps	2 Red	On the rear, at the same height, symmetrically about the vertical centerline, as far apart as practicable.	Not less than 15 inches, nor more than 72 inches.	Steady burning. Must be activated upon application of the service brakes. When optically combined with a turn signal lamp, the circuit must be such that the stop signal cannot be activated if the turn signal lamp is flashing. May also be activated by a device designed to retard the motion of the vehicle.
Side Marker Lamps ...	2 Amber	On each side as far to the front as practicable.	Not less than 15 inches.	Steady burning except may be flashed for signaling purposes. Must be activated when the headlamps are activated in a steady burning state or the parking lamps on passenger cars and MPVs, trucks, and buses less than 80 inches in overall width are activated.
Reflex Reflectors	2 Red (not required on truck tractor).	On each side as far to the rear as practicable.	Not less than 15 inches.	Not applicable.
	2 Amber	On each side as far to the front as practicable.	Not less than 15 inches, nor more than 60 inches.	
	2 Red (not required on truck tractor)..	On each side as far to the rear as practicable.		
	2 Red	On the rear, at the same height, symmetrically about the vertical centerline, as far apart as practicable. On a truck tractor may be mounted on the back of the cab not less than 4 inches above the height of the rear tires.		
Backup Lamp	1 White Additional lamps permitted to meet requirements.	On the rear	No requirement	Steady burning. Must be activated when the ignition switch is energized and reverse gear is engaged. Must not be energized when the vehicle is in forward motion.
License Plate Lamp ...	1 White Additional lamps permitted to meet requirements.	On the rear to illuminate license plate from top or sides.	No requirement	Steady burning. Must be activated when the headlamps are activated in a steady burning state or when the parking lamps on passenger cars and MPVs, trucks, and buses less than 80 inches in overall width are activated.

TABLE I-a—REQUIRED LAMPS AND REFLECTIVE DEVICES—Continued

Lighting device	Number and color	Mounting location	Mounting height	Device activation
Additional Lamps Required on All Passenger Cars, and on Multipurpose Passenger Vehicles (MPV), Trucks, and Buses, Less Than 2032 MM in Overall Width				
Parking lamps	2 Amber or white	On the front, at the same height, symmetrically about the vertical centerline, as far apart as practicable.	Not less than 15 inches, nor more than 72 inches.	Steady burning. Must be activated when the headlamps are activated in a steady burning state.
Additional Lamp(s) Required on All Passenger Cars, and on Multipurpose Passenger Vehicles (MPV), Trucks, and Buses, Less Than 2032 MM in Overall Width and With a GVWR of 10,000 Lbs or Less				
High mounted stop lamp.	1 Red, or 2 red where exceptions apply. See Section 6.1.1.2.	On the rear including glazing, with the lamp center on the vertical centerline as viewed from the rear.	Not less than 34 inches except for passenger cars. See Section 6.1.4.1.	Steady burning. Must only be activated upon application of the service brakes or may be activated by a device designed to retard the motion of the vehicle.
Additional Lamps and Reflective Devices Required on All Passenger Cars, Multipurpose Passenger Vehicles (MPV), Trucks, and Buses, 30 Feet or Longer				
Intermediate side marker lamps.	2 Amber	On each side located at or near the midpoint between the front and rear side marker lamps.	Not less than 15 inches.	Steady burning except may be flashed for signaling purposes. Must be activated when the headlamps are activated in a steady burning state or when the parking lamps on passenger cars and MPVs, trucks, and buses less than 80 inches in overall width are activated.
Intermediate side reflex reflectors.	2 Amber	On each side located at or near the midpoint between the front and rear side reflex reflectors.	Not less than 15 inches, nor more than 60 inches.	Not applicable.
Additional Lamps Required on All Multipurpose Passenger Vehicles (MPV), Trucks, and Buses, 2032 MM or More in Overall Width				
Clearance lamps	2 Amber	On the front to indicate the overall width of the vehicle, or width of cab on truck tractor, at the same height, symmetrically about the vertical centerline. May be located at a location other than the front if necessary to indicate the overall width of the vehicle, or for protection from damage during normal operation of the vehicle.	As near the top as practicable.	Steady burning.

TABLE I-a—REQUIRED LAMPS AND REFLECTIVE DEVICES—Continued

Lighting device	Number and color	Mounting location	Mounting height	Device activation
Identification lamps	2 Red (not required on truck tractor).	On the rear to indicate the overall width of the vehicle, at the same height, symmetrically about the vertical centerline. May be located at a location other than the rear if necessary to indicate the overall width of the vehicle, or for protection from damage during normal operation of the vehicle.	As near the top as practicable, except where the rear identification lamps are mounted at the extreme height of the vehicle.. Practicability of locating lamps on the vehicle header is presumed when the header extends at least 25 mm (1 inch) above the rear doors.	Steady burning.
	3 Amber	On the front, at the same height, as close as practicable to the vertical centerline, with lamp centers spaced not less than 6 inches or more than 12 inches apart.	As near the top of the vehicle or top of the cab as practicable.	Steady burning.
	3 Red (not required on truck tractor).	On the rear, at the same height, as close as practicable to the vertical centerline, with lamp centers spaced not less than 6 inches or more than 12 inches apart.	As near the top as practicable. Practicability of locating lamps on the vehicle header is presumed when the header extends at least 25 mm (1 inch) above the rear doors.	Steady burning.

Additional Lamps Required on All School Buses Except Multifunction School Activity Buses

Signal warning lamps	2 Red plus 2 amber optional.	On the front of the cab as far apart as practicable, but in no case shall the spacing between lamps be less than 40 inches. Amber lamps, when installed, at the same height as and just inboard of the red lamp.	As high as practicable but at least above the windshield.	Flashing alternately between 60 to 120 cycles per minute, with an activation period sufficient to allow the lamp to reach full brightness, when actuated by a manual switch. Amber lamps, when installed, may only be activated by manual or foot operation, and must be automatically deactivated and the red lamps must be automatically activated when the bus entrance door is opened.
	2 Red plus 2 amber optional.	On the rear cab as far apart as practicable, but in no case shall the spacing between lamps be less than 40 inches. Amber lamps, when installed, at the same height as and just inboard of the red lamp.	As high as practicable but at least above the top of any side window opening.	Flashing alternately between 60 to 120 cycles per minute, with an activation period sufficient to allow the lamp to reach full brightness, when actuated by a manual switch. Amber lamps, when installed, may only be activated by manual or foot operation, and must be automatically deactivated and the red lamps must be automatically activated when the bus entrance door is opened.

TABLE I-a—REQUIRED LAMPS AND REFLECTIVE DEVICES—Continued

Lighting device	Number and color	Mounting location	Mounting height	Device activation
Daytime Running Lamps Permitted But Not Required on Passenger Cars, Multipurpose Passenger Vehicles (MPV), Trucks, and Buses				
Daytime running lamp (DRL).	2 identically colored either white, white to yellow, white to selective yellow, selective yellow, or yellow.	On the front, symmetrically disposed about the vertical centerline if not a pair of lamps required by this standard or if not optically combined with a pair of lamps required by this standard.	Not more than 1.067 meters above the road surface if not a pair of lamps required by this standard or if not optically combined with a pair of lamps required by this standard. See S7.10.13(b) for additional height limitation.	Steady burning. Automatically activated as determined by the vehicle manufacturer and automatically deactivated when the headlamp control is in any "on" position. Each DRL optically combined with a turn signal lamp must be automatically deactivated as a DRL when the turn signal lamp or hazard warning lamp is activated, and automatically reactivated as a DRL when the turn signal lamp or hazard warning lamp is deactivated. See S7.10.10.1(c) for additional activation requirements when mounted close to, or combined with, a turn signal lamp.

TABLE I-b—REQUIRED LAMPS AND REFLECTIVE DEVICES

Lighting device	Number and color	Mounting location	Mounting height	Device activation
ALL TRAILERS				
Turn Signal Lamps	2 Red or amber	On the rear, at the same height, symmetrically about the vertical centerline, as far apart as practicable.	Not less than 15 inches, nor more than 83 inches.	Flash when the turn signal flasher is actuated by the turn signal operating unit.
Taillamps	2 Red or 1 red on trailers less than 30 inches wide.	On the rear, at the same height, symmetrically about the vertical centerline, as far apart as practicable. When a single lamp is installed it must be mounted at or near the vertical centerline.	Not less than 15 inches, nor more than 72 inches.	Steady burning.
Stop Lamps	2 Red, or 1 red on trailers less than 30 inches wide.	On the rear, at the same height, symmetrically about the vertical centerline, as far apart as practicable. When a single lamp is installed it must be mounted at or near the vertical centerline.	Not less than 15 inches, nor more than 72 inches.	Steady burning. Must be activated upon application of the service brakes. When optically combined with a turn signal lamp, the circuit must be such that the stop signal cannot be activated if the turn signal lamp is flashing. May also be activated by a device designed to retard the motion of the vehicle.
Side Marker Lamps ...	2 Amber None required on trailers less than 1829 mm [6 ft] in overall length including the trailer tongue.	On each side as far to the front as practicable exclusive of the trailer tongue.	Not less than 15 inches.	Steady burning except may be flashed for signaling purposes.
	2 Red	On each side as far to the rear as practicable.	Not less than 15 inches. Not more than 60 inches on trailers 2032 mm or more in overall width.	

TABLE I-b—REQUIRED LAMPS AND REFLECTIVE DEVICES—Continued

Lighting device	Number and color	Mounting location	Mounting height	Device activation
Reflex Reflectors. A trailer equipped with a conspicuity treatment in conformance with S8.2 of this standard need not be equipped with reflex reflectors if the conspicuity material is placed at the locations of the required reflex reflectors.	2 Amber	On each side as far to the front as practicable exclusive of the trailer tongue.	Not less than 15 inches, nor more than 60 inches.	Not applicable.
	None required on trailers less than 1829 mm [6 ft] in overall length including the trailer tongue.			
	2 Red	On each side as far to the rear as practicable.		
License Plate Lamp ...	2 Red or 1 red on trailers less than 30 inches wide.	On the rear, at the same height, symmetrically about the vertical centerline, as far apart as practicable. When a single reflector is installed it must be mounted at or near the vertical centerline..	No requirement	Steady burning.
	1 White Additional lamps permitted to meet requirements.	On the rear to illuminate license plate from top or sides.		

Additional Lamps and Reflective Devices Required on all Trailers 30 Feet or Longer

Intermediate side marker lamps.	2 Amber	On each side located at or near the midpoint between the front and rear side marker lamps.	Not less than 15 inches.	Steady burning except may be flashed for signaling purposes.
Intermediate side reflex reflectors. A trailer equipped with a conspicuity treatment in conformance with S8.2 of this standard need not be equipped with reflex reflectors if the conspicuity material is placed at the locations of the required reflex reflectors.	2 Amber	On each side located at or near the midpoint between the front and rear side reflex reflectors.	Not less than 15 inches, nor more than 60 inches.	Not applicable.

Additional Lamps Required on all Trailers 2032 MM or More in Overall Width

Clearance lamps	2 Amber	On the front to indicate the overall width of the vehicle, at the same height, symmetrically about the vertical centerline. May be located at a location other than the front if necessary to indicate the overall width of the vehicle, or for protection from damage during normal operation of the vehicle.	As near the top as practicable.	Steady burning.
	2 Red	On the rear to indicate the overall width of the vehicle, at the same height, symmetrically about the vertical centerline. May be located at a location other than the rear if necessary to indicate the overall width of the vehicle, or for protection from damage during normal operation of the vehicle.	As near the top as practicable, except where the rear identification lamps are mounted at the extreme height of the vehicle. Practicability of locating lamps on the vehicle header is presumed when the header extends at least 25 mm (1 inch) above the rear doors.	Steady burning.

TABLE I-b—REQUIRED LAMPS AND REFLECTIVE DEVICES—Continued

Lighting device	Number and color	Mounting location	Mounting height	Device activation
Identification lamps	2 Amber to front and red to rear.	On a boat trailer the requirement for front and rear clearance lamps may be met by installation at or near the midpoint on each side of a dual facing lamp so as to indicate the extreme width. May be located at a location other than the front and the rear if necessary to indicate the overall width of the vehicle, or for protection from damage during normal operation of the vehicle.	As near the top as practicable.	Steady burning.
	3 Red	On the rear, at the same height, as close as practicable to the vertical centerline, with lamp centers spaced not less than 6 inches or more than 12 inches apart.	As near the top as practicable. Practicability of locating lamps on the vehicle header is presumed when the header extends at least 25 mm (1 inch) above the rear doors.	Steady burning.

TABLE I-c—REQUIRED LAMPS AND REFLECTIVE DEVICES

Lighting device	Number and color	Mounting location	Mounting height	Device activation
All Motorcycles				
Lower Beam Headlamps.	White, of a headlighting system listed in S10.17.	On the front, at the same height, symmetrically about the vertical centerline, as far apart as practicable. See additional requirements in S10.17.1.1, S10.17.1.2, and S10.17.1.3.	Not less than 22 inches (55.9 cm) nor more than 54 inches (137.2 cm).	The wiring harness or connector assembly of each headlighting system must be designed so that only those light sources intended for meeting lower beam photometrics are energized when the beam selector switch is in the lower beam position, and that only those light sources intended for meeting upper beam photometrics are energized when the beam selector switch is in the upper beam position, except for certain systems listed in Table II.
Upper Beam Headlamps.	White, of a headlighting system listed in S10.17.	On the front, at the same height, symmetrically about the vertical centerline, as far apart as practicable. See additional requirements in S10.17.1.1, S10.17.1.2, and S10.17.1.3.	Not less than 22 inches (55.9 cm) nor more than 54 inches (137.2 cm).	Steady burning, except that may be flashed for signaling purposes.
Turn Signal Lamps	2 Amber. None required on a motor driven cycle whose speed attainable in 1 mile is 30 mph or less.	At or near the front, at the same height, symmetrically about the vertical centerline, and having a minimum horizontal separation distance (centerline of lamps) of 16 inches. Minimum edge to edge separation distance between a turn signal lamp and headlamp is 4 inches.	Not less than 15 inches, nor more than 83 inches.	The upper beam or the lower beam, but not both, may be wired to modulate from a higher intensity to a lower intensity in accordance with S10.17.5 Flash when the turn signal flasher is actuated by the turn signal operating unit.

TABLE I-C—REQUIRED LAMPS AND REFLECTIVE DEVICES—Continued

Lighting device	Number and color	Mounting location	Mounting height	Device activation
	2 Amber or red. None required on a motor driven cycle whose speed attainable in 1 mile is 30 mph or less.	At or near the rear, at the same height, symmetrically about the vertical centerline, and having a minimum horizontal separation distance (centerline to centerline of lamps) of 9 inches. Minimum edge to edge separation distance between the turn signal lamp and the taillamp or stop lamp is 4 inches, when a single stop and taillamp is installed on the vertical centerline and the turn signal lamps are red.		
Taillamps	1 Red	On the rear, on the vertical centerline except that if two are used, they must be symmetrically disposed about the vertical centerline.	Not less than 15 inches, nor more than 72 inches.	Steady burning.
Stop Lamps	1 Red	On the rear, on the vertical centerline except that if two are used, they must be symmetrically disposed about the vertical centerline.	Not less than 15 inches, nor more than 72 inches.	Must be activated when the headlamps are activated in a steady burning state. Steady burning.
Reflex Reflectors	2 Amber	On each side as far to the front as practicable.	Not less than 15 inches, nor more than 60 inches.	Must be activated upon application of the service brakes. When optically combined with a turn signal lamp, the circuit must be such that the stop signal cannot be activated if the turn signal lamp is flashing. May also be activated by a device designed to retard the motion of the vehicle.
	2 Red	On each side as far to the rear as practicable.		Not applicable.
	1 Red	On the rear, on the vertical centerline except that, if two are used on the rear, they must be symmetrically disposed about the vertical centerline.		
License Plate Lamp ...	1 White	On the rear to illuminate license plate.	No requirement	Steady burning.
	Additional lamps permitted to meet requirements.	Must be activated when the headlamps are activated in a steady burning state.

TABLE III—MARKING REQUIREMENTS LOCATION

Lamp, reflective device, or other component	Marking	Marking location	Requirement
HEADLAMPS, BEAM CONTRIBUTORS, OR HEADLAMP REPLACEABLE LENS.	“DOT”	Lens	S6.5.1
	Optical axis marking	See requirement	S10.18.5
	Manufacturer name and/or trademark	Lens	S6.5.3
	Voltage	See requirement	S6.5.3
	Part number or trade number	See requirement	S6.5.3
HEADLAMP REPLACEABLE LENS	Manufacturer identification	Lens	S6.5.3
REPLACEABLE BULB HEADLAMPS	Headlamp identification.		
	“U” or “L” (4 lamp system)	Lens	S10.15.4
SEALED BEAM HEADLAMPS	Replaceable bulb type	Lens	S6.5.3.4
	“sealed beam”	Lens	S6.5.3.3
INTEGRAL BEAM HEADLAMPS	Type designation	See requirements	S6.5.3.3
	“U” or “L” (4 lamp system)	Lens	S10.14.4
MOTORCYCLE REPLACEABLE BULB HEADLAMPS.	“motorcycle”	Lens	S10.17.2
VISUALLY/OPTICALLY AIMED HEADLAMPS.	“VOR” or “VOL” or “VO”	Lens	S10.18.9.6
EXTERNALLY AIMED HEADLAMPS	Aim pad location & “H” or “V”	Lens	S10.18.7.1
VEHICLE HEADLAMP AIMING DEVICES (VHAD).	Aiming scale(s)	See requirement	S10.18.8
(HEADLAMP) REPLACEABLE LIGHT SOURCES.	“DOT”	See requirement	S11.1
	Replaceable light source designation	See requirement.	
REPLACEABLE LIGHT SOURCE BAL- LASTS.	Manufacturer name and/or trademark	See requirement.	
	Manufacturer name or logo	See requirement	S11.2
	Part number.		
	Light source identification.		
	Rated laboratory life.		
LAMPS (OTHER THAN HEADLAMPS), REFLECTIVE DEVICES, AND ASSO- CIATED EQUIPMENT.	High voltage warning.		
	Output in watts and volts.		
DAYTIME RUNNING LAMPS (DRL)	“DOT”	See requirement	S6.5.1.2
	“DRL”	Lens	S6.5.2
CONSPICUITY REFLEX REFLECTORS	“DOT-C”	Exposed surface	S8.2.2.1
RETROREFLECTIVE SHEETING	“DOT-C2” or “DOT-C3” or “DOT-C4” ..	Exposed surface	S8.2.1.3

TABLE IV—a—EFFECTIVE PROJECTED LUMINOUS LENS AREA REQUIREMENTS

Lighting device	Passenger cars, multipurpose passenger vehi- cles, trucks, trailers, and buses of less than 2032 mm in overall width minimum effective projected luminous lens area (sq mm)			Multipurpose passenger vehi- cles, trucks, trailers, and buses 2032 mm or more in overall width minimum ef- fective pro- jected lumi- nous lens area each lamp (sq mm)	Motorcycles minimum effective projected lu- minous lens area (sq mm)	
	Single com- partment lamp	Multiple compartment lamp or multiple lamps			Each compart- ment or lamp	Single or com- bined compart- ments or lamps
		Each compart- ment or lamp	Combined compartments or lamps			
Front turn signal lamp	2200	2200	7500	2200	2258
Rear turn signal lamp	5000	2200	5000	7500	2200	2258
Stop lamp	5000	2200	5000	7500	2200	¹ 5000

¹ A motor driven cycle whose speed attainable in 1 mile is 30 mph or less may be equipped with a stop lamp whose minimum effective projected luminous lens area is not less than 2258 sq mm.

TABLE IV-b—EFFECTIVE PROJECTED LUMINOUS LENS AREA REQUIREMENTS

Lighting device	Passenger cars, multipurpose passenger vehicles, trucks, and buses of less than 2032 mm in overall width and with a GVWR of 10,000 lbs or less using a single lamp minimum effective projected luminous lens area (sq mm)	Multipurpose passenger vehicles, trucks, and buses of less than 2032 mm in overall width and with a GVWR of 10,000 lbs or less using dual lamps of identical size and shape minimum effective projected luminous lens area each lamp (sq mm)
High-mounted stop lamp	2903	1452

TABLE IV-c—EFFECTIVE PROJECTED LUMINOUS LENS AREA REQUIREMENTS

Lighting device	School bus minimum effective projected luminous lens area each lamp (sq mm)
School bus signal lamp	12,258

TABLE V-a—VISIBILITY REQUIREMENTS OF INSTALLED LIGHTING DEVICES

Lighting device	Required visibility
Backup lamp	Lamps must be mounted so that the optical center of at least one lamp is visible from any eye point elevation from at least 1828 mm (6 ft) to 610 mm (2 ft) above the horizontal plane on which the vehicle is standing; and from any position in the area, rearward of a vertical plane perpendicular to the longitudinal axis of the vehicle, 914 mm (3 ft), to the rear of the vehicle and extending 914 mm (3 ft) beyond each side of the vehicle.
High-mounted stop lamp	Signal must be visible to the rear through a horizontal angle from 45° to the left to 45° to the right of the longitudinal axis of the vehicle. (Single lamp or two lamps together where required by S6.1.1.2 of this standard).
School bus signal lamp	Signal of front lamps to the front and rear lamps to the rear must be unobstructed within area bounded by 5° up to 10° down and 30° left to 30° right.

* * * * *

TABLE V-d—VISIBILITY REQUIREMENTS OF INSTALLED LIGHTING DEVICES (LEGACY VISIBILITY ALTERNATIVE)

Lighting device	Required visibility ¹
Turn signal lamp	<p>All passenger cars, multipurpose passenger vehicles, trucks, buses, motorcycles, and trailers of less than 2032 mm overall width.</p> <p>All multipurpose passenger vehicles, trucks, buses, and trailers of 2032 mm or more overall width.</p> <p>Unobstructed minimum effective projected luminous lens area of 1250 sq mm through horizontal angle of H-V to H-45° OB.</p> <p>Unobstructed minimum effective projected luminous lens area of 1300 sq mm through horizontal angle of H-V to H-45° OB. Where more than one lamp or optical area is lighted on each side of the vehicle, only one such area on each side need comply.</p>
Stop lamp	Unobstructed minimum effective projected luminous lens area of 1250 sq mm through horizontal angle of H-45° IB to H-45° OB. Where more than one lamp or optical area is lighted on each side of the vehicle, only one such area on each side need comply.
Taillamp	Unobstructed minimum effective projected luminous lens area of 2 sq in through horizontal angle of H-45° IB to H-45° OB. Where more than one lamp or optical area is lighted on each side of the vehicle, only one such area on each side need comply.

¹ IB indicates an inboard direction (toward the vehicle's longitudinal centerline) and OB indicates an outboard direction.

* * * * *

TABLE VIII: TAILLAMP PHOTOMETRY REQUIREMENTS

GROUP NUMBER	TEST POINT (degrees)	PHOTOMETRIC INTENSITY ⁽¹⁾⁽²⁾⁽⁴⁾ (cd)									GROUP MINIMUM PHOTOMETRIC INTENSITY ⁽¹⁾⁽²⁾ (cd)							
		Lighted Sections									Lighted Sections							
		1			2			3			1	2	3					
		MINIMUM	MAXIMUM		MINIMUM	MAXIMUM		MINIMUM	MAXIMUM		MINIMUM	MAXIMUM						
1	20L	5U	0.3	18	0.5	20	0.7	25		0.7	25		1.4	2.4	3.5			
		5D	0.3	-	0.5	-	0.7	-	-		0.7	-						
	5L	10U	0.4	18	0.7	20	1.0	25		1.0	25							
		10D ⁽³⁾	0.4	-	0.7	-	1.0	-	-		1.0	-						
2	10L	5U	0.8	18	1.4	20	2.0	25		2.0	25		2.4	4.2	6.0			
		H	0.8	18	1.4	20	2.0	25		2.0	25							
		5D	0.8	-	1.4	-	2.0	-	-		2.0	-						
3	V	5U	1.8	18	3.1	20	4.5	25		4.5	25		9.6	16.8	24.0			
		5L	2.0	18	3.5	20	5.0	25		5.0	25							
	V	H	2.0	18	3.5	20	5.0	25		5.0	25							
		5R	2.0	18	3.5	20	5.0	25		5.0	25							
	V	5D	1.8	-	3.1	-	4.5	-	-		4.5	-						
		5U	0.8	18	1.4	20	2.0	25		2.0	25					2.4	4.2	6.0
10R	H	0.8	18	1.4	20	2.0	25		2.0	25								
	5D	0.8	-	1.4	-	2.0	-	-		2.0	-							
5	5R	10U	0.4	18	0.7	20	1.0	25		1.0	25		1.4	2.4	3.5			
		10D ⁽³⁾	0.4	-	0.7	-	1.0	-	-		1.0	-						
	20R	5U	0.3	18	0.5	20	0.7	25		0.7	25							
		5D	0.3	-	0.5	-	0.7	-	-		0.7	-						

(1) The photometric intensity values between test points must not be less than the lower specified minimum value of the two closest adjacent test points on a horizontal or vertical line.

(2) If the sum of intensity values for all points in the group is not less than the specified total value for the group, the measured intensity value for each individual test point is not required to meet the minimum value.

(3) Where taillamps are mounted with their axis of reference less than 750 mm above the road surface, photometry requirements below 5° down may be met at 5° down rather than at the specified required downward angle.

(4) A taillamp shall not exceed the maximum intensity at H or above.

TABLE IX: STOP LAMP PHOTOMETRY REQUIREMENTS									
GROUP NUMBER	TEST POINT (degrees)	MINIMUM PHOTOMETRIC INTENSITY RATIO WHERE COMBINED WITH A TAIL LAMP ⁽⁵⁾	MINIMUM PHOTOMETRIC INTENSITY ⁽¹⁾⁽²⁾ (cd)			GROUP MINIMUM PHOTOMETRIC INTENSITY (cd)			
			Lighted Sections			Lighted Sections			
			1	2	3	1	2	3	
1	20L	5U	3	10	12	15			
		5D	3	10	12	15			
	5L	10U	3	16	19	22	50	60	70
		10D ⁽⁴⁾	3	16	19	22			
2	10L	5U	3	30	35	40	100	115	135
		H	3	40	47	55			
	V	5D	3	30	35	40	380	445	520
		5U	5	70	82	95			
3	5L		3/5 ⁽⁶⁾	80	95	110	380	445	520
		V	5	80	95	110			
	5R		5	80	95	110	100	115	135
		V	3	70	82	95			
	4	10R	5U	3	30	35	40	100	115
H			3	40	47	55			
5D		3	30	35	40	50	60	70	
5R	10U	3	16	19	22				
	10D ⁽⁴⁾	3	16	19	22				
5	20R	5U	3	10	12	15	300	360	420
		5D	3	10	12	15			
MAXIMUM PHOTOMETRIC INTENSITY⁽³⁾				300	360	420			

(1) The measured values at each test point must not be less than 60% of the minimum value.
 (2) The photometric intensity values between test points must not be less than the lower specified minimum value of the two closest adjacent test points on a horizontal or vertical line.
 (3) The maximum photometric intensity must not occur over any area larger than that generated by a 0.5° radius within a solid angle defined by the test point range

- (4) Where stop lamps are mounted with their axis of reference less than 750 mm above the road surface, photometry requirements below 5° down may be met at 5° down rather than at the specified required downward angle.
- (5) When a taillamp is combined with a stop lamp and the maximum luminous intensity of the taillamp is located below horizontal and within an area generated by a 0.5° radius around a test point (1.0° radius on lamps installed on a vehicle 2032 mm or more in overall width), the ratio for the test point may be computed by using the lowest value of the taillamp luminous intensity within the generated area.
- (6) Values followed by a slash (/) apply only to lamps installed on multipurpose passenger vehicles, trucks, trailers, and buses of 2032 mm or more in overall width.

TABLE XII: BACKUP LAMP PHOTOMETRY REQUIREMENTS

GROUP NUMBER	TEST POINT (degrees)	MAXIMUM PHOTOMETRIC INTENSITY (cd) ANY SINGLE LAMP	TWO LAMP SYSTEMS – EACH LAMP		SINGLE LAMP SYSTEM	
			MINIMUM PHOTOMETRIC INTENSITY (cd) ⁽¹⁾⁽⁴⁾	GROUP MINIMUM PHOTOMETRIC INTENSITY (cd)	MINIMUM PHOTOMETRIC INTENSITY (cd) ⁽¹⁾⁽⁴⁾	GROUP MINIMUM PHOTOMETRIC INTENSITY (cd)
1 ⁽²⁾⁽³⁾	5U	300/600 ⁽⁵⁾	15		30	
	45L	300/600 ⁽⁵⁾	15	45	30	90
	5D	-	15		30	
2 ⁽²⁾⁽³⁾	30L	300/600 ⁽⁵⁾	25	50	50	100
	5D	-	25		50	
	10L	300/600 ⁽⁵⁾	10		20	
3	5U	300/600 ⁽⁵⁾	20		40	
	10U	300/600 ⁽⁵⁾	15		30	
	5U	300/600 ⁽⁵⁾	25	100	50	200
	10U	300/600 ⁽⁵⁾	10		20	
	5U	300/600 ⁽⁵⁾	20		40	
	10L	300/600 ⁽⁵⁾	50		100	
4	5D	-	50		100	
	H	300/600 ⁽⁵⁾	80		160	
	5D	-	80	360	160	720
	H	300/600 ⁽⁵⁾	50		100	
	5D	-	50		100	
	H	300/600 ⁽⁵⁾	25	50	50	100
5 ⁽²⁾⁽³⁾	5D	-	25		50	
	5U	300/600 ⁽⁵⁾	15		30	
	H	300/600 ⁽⁵⁾	15	45	30	90
6 ⁽²⁾⁽³⁾	5D	-	15		30	
	H	300/600 ⁽⁵⁾	15		30	
	5D	-	15		30	

(1) The photometric intensity values between test points must not be less than the lower specified minimum value of the two closest adjacent test points on a horizontal or vertical line.
 (2) When two lamps of the same or symmetrically opposite design are used, the tested photometric values along the vertical axis and the averages of the tested photometric values for the same horizontal test point left and right of vertical for one lamp must be used to determine compliance with the requirements.
 (3) When two lamps of differing designs are used, they must be tested individually, and the tested photometric values added to determine the combined units compliance with twice the stated requirements.
 (4) If the sum of intensity values for all points in the group is not less than the specified total value for the group, the measured intensity value for each individual test point is not required to meet the minimum value.
 (5) The value before the slash applies to each lamp in a multiple lamp system; the value after the slash applies to a single lamp system.

TABLE XIV: PARKING LAMP PHOTOMETRY REQUIREMENTS					
GROUP NUMBER	TEST POINT (degrees)		MINIMUM PHOTOMETRIC INTENSITY ⁽¹⁾⁽²⁾ (cd)	MAXIMUM PHOTOMETRIC INTENSITY (cd)	GROUP MINIMUM PHOTOMETRIC INTENSITY (cd)
1	20L	5U	0.4	125	2.4
		5D	0.4	250	
	5L	10U	0.8	125	
		10D ⁽³⁾	0.8	250	
2	10L	5U	0.8	125	3.0
		H	1.4	125	
	5D	0.8	250		
3	V	5U	2.8	125	16.8
		5L	3.6	125	
	V	H	4.0	125	
		5R	3.6	125	
	V	5D	2.8	250	
		5U	0.8	125	
4	10R	H	1.4	125	3.0
		5D	0.8	250	
	5R	10U	0.8	125	
10D ⁽³⁾		0.8	250		
5	20R	5U	0.4	125	2.4
		5D	0.4	250	

⁽¹⁾ The photometric intensity values between test points must not be less than the lower specified minimum value of the two closest adjacent test points on a horizontal or vertical line.

⁽²⁾ If the sum of intensity values for all points in the group is not less than the specified total value for the group, the measured intensity value for each individual test point is not required to meet the minimum value.

⁽³⁾ Where parking lamps are mounted with their axis of reference less than 750 mm above the road surface, photometry requirements below 5° down may be met at 5° down rather than at the specified required downward angle.

TABLE XV: HIGH-MOUNTED STOP LAMP PHOTOMETRY REQUIREMENTS

GROUP NUMBER	TEST POINT (degrees)	MINIMUM PHOTOMETRIC INTENSITY ⁽¹⁾⁽²⁾⁽³⁾ (cd)	GROUP MINIMUM PHOTOMETRIC INTENSITY ⁽³⁾ (cd)	
1	V	5U	25	
	5L	H	25	
	V	H	25	
	5R	H	25	
	V	5D	25	125
	5R	5U	25	
10R	5U	16	98	
10R	H	16		
10R	5D	16		
5R	5D	25		
5L	5U	25		98
10L	5U	16		
10L	H	16		
10L	5D	16		
5L	5D	25		
10L	10U	8	32	
V	10U	16		
10R	10U	8		
MAXIMUM PHOTOMETRIC INTENSITY⁽⁴⁾				160

- (1) The photometric intensity values between test points must not be less than the lower specified minimum value of the two closest adjacent test points on a horizontal or vertical line.
- (2) The photometric intensity at each test point must not be less than 60% of the specified minimum value when considering overall group photometry tables.
- (3) Where a pair of lamps identical in size and shape are used due to vehicle construction, they together must meet photometric requirements.
- (4) The maximum photometric intensity must not occur over any area larger than that generated by a 0.25° radius within a solid cone angle within the rectangle bounded by test points 10U-10L, 10U-10R, 5D-10L, and 5D-10R.

TABLE XIX-a: HEADLAMP LOWER BEAM PHOTOMETRY REQUIREMENTS

TEST POINT (degrees)	LOWER BEAM # 1M (LB1M)			LOWER BEAM # 1V (LB1V)			LOWER BEAM # 2M (LB2M)			LOWER BEAM # 2V (LB2V)		
	MAXIMUM PHOTOMETRIC INTENSITY (cd)	MINIMUM PHOTOMETRIC INTENSITY (cd)	MAXIMUM PHOTOMETRIC INTENSITY (cd)	MINIMUM PHOTOMETRIC INTENSITY (cd)	MAXIMUM PHOTOMETRIC INTENSITY (cd)	MINIMUM PHOTOMETRIC INTENSITY (cd)	MAXIMUM PHOTOMETRIC INTENSITY (cd)	MINIMUM PHOTOMETRIC INTENSITY (cd)	MAXIMUM PHOTOMETRIC INTENSITY (cd)	MINIMUM PHOTOMETRIC INTENSITY (cd)	MAXIMUM PHOTOMETRIC INTENSITY (cd)	MINIMUM PHOTOMETRIC INTENSITY (cd)
(1) 10U to 90U	125	-	125	-	125	-	125	-	125	-	125	-
4U	-	64	-	64	-	64	-	64	-	64	-	64
2U	-	135	-	135	-	135	-	135	-	135	-	135
1.5U	-	200	-	200	-	200	-	200	-	200	-	200
1.5U	1,400	-	1,400	-	1,400	-	1,400	-	1,400	-	1,400	-
1U	700	-	700	-	700	-	700	-	700	-	700	-
0.5U	1,000	-	1,000	-	1,000	-	1,000	-	1,000	-	1,000	-
0.5U	2,700	500	2,700	500	2,700	500	2,700	500	2,700	500	2,700	500
H	5,000	-	5,000	-	5,000	-	5,000	-	5,000	-	5,000	-
H	-	135	-	135	-	135	-	135	-	135	-	135
H	-	64	-	64	-	64	-	64	-	64	-	64
0.5D	3,000	-	3,000	-	3,000	-	3,000	-	3,000	-	3,000	-
0.5D	20,000	10,000	20,000	10,000	20,000	10,000	20,000	10,000	20,000	10,000	20,000	10,000
0.6D	-	-	-	10,000	-	10,000	-	10,000	-	10,000	-	10,000
0.86D	-	-	-	4,500	-	4,500	-	4,500	-	4,500	-	4,500
0.86D	-	-	12,000	1,800	-	1,800	-	1,800	-	1,800	-	1,800
1D	-	1,000	-	-	-	1,000	-	1,000	-	1,000	-	1,000
1.5D	-	15,000	-	15,000	-	15,000	-	15,000	-	15,000	-	15,000
1.5D	-	1,000	-	1,000	-	1,000	-	1,000	-	1,000	-	1,000
2D	-	-	-	1,250	-	1,250	-	1,250	-	1,250	-	1,250
2D	-	850	-	1,000	-	1,000	-	850	-	850	-	1,000
2.5D	-	-	-	-	-	-	-	-	-	-	-	-
2.5D	-	-	-	-	-	-	-	-	-	-	-	-
4D	7,000	-	10,000	-	10,000	-	10,000	-	10,000	-	10,000	-
4D	12,500	-	12,500	-	12,500	-	12,500	-	12,500	-	12,500	-
4D	-	-	-	300	-	300	-	-	-	-	-	300

(1) These test points are boundaries, intensity values within this boundary must meet the listed photometry requirement.

TABLE XIX-b: HEADLAMP LOWER BEAM PHOTOMETRY REQUIREMENTS

TEST POINT (degrees)	LOWER BEAM #3 M (LB3M)		LOWER BEAM #3V (LB3V)		LOWER BEAM #4M (LB4M)		LOWER BEAM #5M (LB5M)	
	MAXIMUM PHOTOMETRIC INTENSITY (cd)	MINIMUM PHOTOMETRIC INTENSITY (cd)	MAXIMUM PHOTOMETRIC INTENSITY (cd)	MINIMUM PHOTOMETRIC INTENSITY (cd)	MAXIMUM PHOTOMETRIC INTENSITY (cd)	MINIMUM PHOTOMETRIC INTENSITY (cd)	MAXIMUM PHOTOMETRIC INTENSITY (cd)	MINIMUM PHOTOMETRIC INTENSITY (cd)
(1) 10U to 90U	125	-	125	-	125	-	125	-
4U	-	64	-	64	-	64	-	64
2U	-	135	-	135	-	135	-	135
1.5U	-	200	-	200	-	200	-	200
1.5U	1,400	-	1,400	-	1,400	-	1,400	-
1U	700	-	700	-	700	-	700	-
0.5U	1,000	-	1,000	-	1,000	-	1,000	-
0.5U	2,700	500	2,700	500	2,700	500	2,700	500
H	-	-	-	-	-	-	5,000	-
H	-	135	-	135	-	135	-	135
H	-	64	-	64	-	64	-	64
0.5D	2,500	-	-	-	2,500	-	3,000	-
0.5D	20,000	8,000	-	-	20,000	8,000	20,000	10,000
0.6D	-	-	-	10,000	-	-	-	-
0.86D	-	--	-	4,500	-	-	-	-
0.86D	-	-	12,000	1,800	-	-	-	-
1D	-	750	-	-	-	750	-	1,000
1.5D	-	15,000	-	15,000	-	15,000	-	15,000
1.5D	-	750	-	-	-	750	-	1,000
2D	-	-	-	1,250	-	-	-	-
2D	-	700	-	1,000	-	700	-	850
2.5D	-	-	-	-	-	-	-	2,500
2.5D	-	-	-	-	-	-	-	1,000
4D	-	-	-	-	-	-	7,000	-
4D	12,500	-	12,500	-	12,500	-	12,500	-
4D	-	-	-	300	-	-	-	-

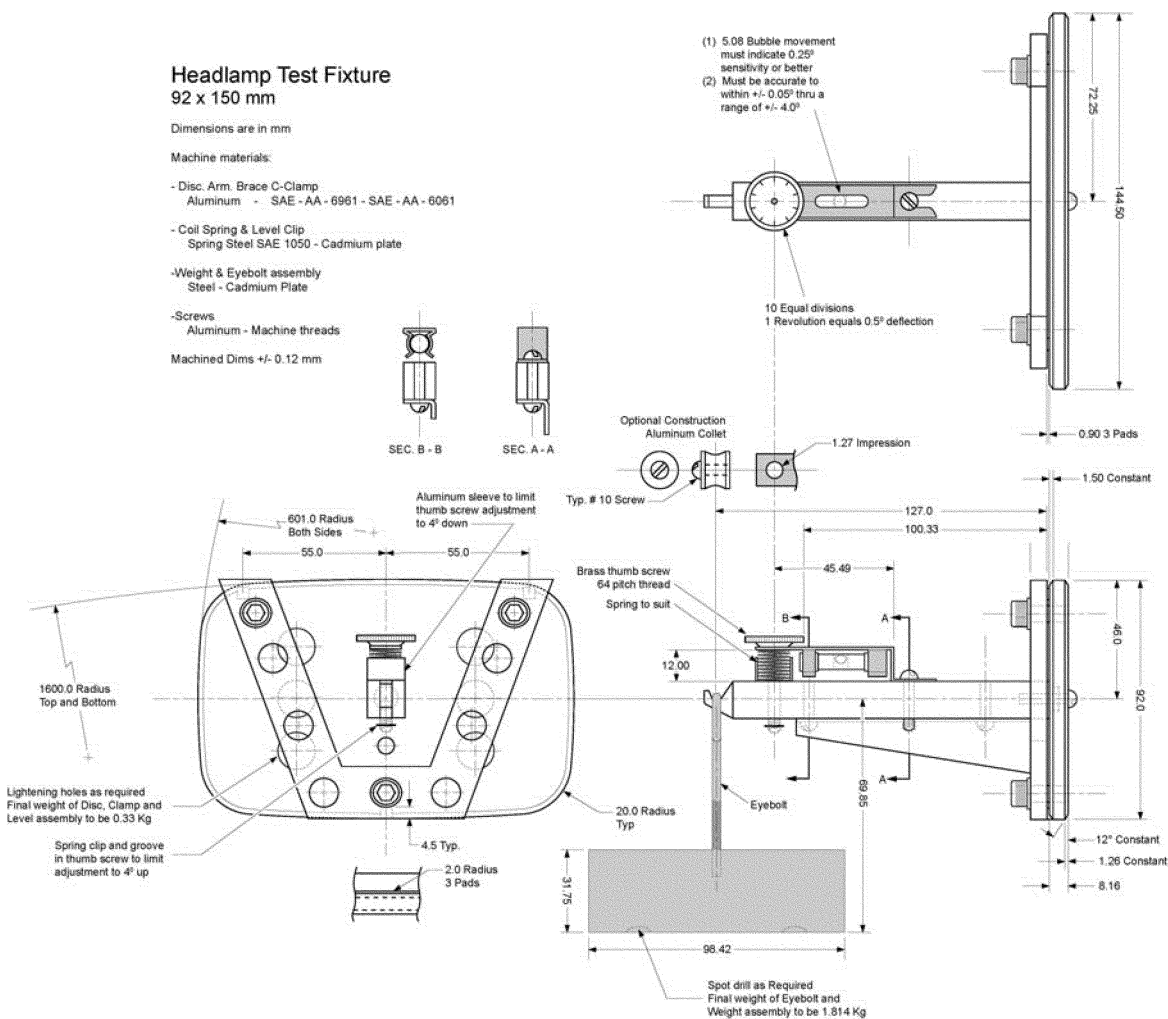
(1) These test points are boundaries, intensity values within this boundary must meet the listed photometry requirement.

TABLE XIX-c: HEADLAMP LOWER BEAM PHOTOMETRY REQUIREMENTS

TEST POINT (degrees)		MAXIMUM PHOTOMETRIC INTENSITY (cd)	LOWER BEAM # 4 V (LB4V) MINIMUM PHOTOMETRIC INTENSITY (cd)
(¹) 10U to 90U	(¹) 90L to 90R	125	-
4U	8L & 8R	-	64
2U	4L	-	135
1.5U	1R to 3R	-	200
1.5U	1R to R	1,400	-
1U	1.5L to L	700	-
0.5U	1.5L to L	1,000	-
0.5U	1R to 3R	2,700	500
H	V	5,000	-
H	4L	-	135
H	8L	-	64
0.5D	1.5L to L	-	-
0.5D	1.5R	-	-
0.6D	1.3R	-	10,000
0.86D	V	-	4,500
0.86D	3.5L	12,000	1,800
1D	6L	-	-
1.5D	2R	-	15,000
1.5D	9L & 9R	--	-
2D	9L & 9R	-	1,250
2D	15L & 15R	-	1,000
2.5D	V	-	2,500
2.5D	12L & 12R	-	1,000
4D	V	10,000	-
4D	4R	12,500	-
4D	20L & 20R	-	300

(¹) These test points are boundaries, intensity values within this boundary must meet the listed photometry requirement.

*
*
*
*
*



92 x 150 mm HEADLAMP AIM DEFLECTION TEST SETUP

FIGURE 14

Issued: July 27, 2011.

David L. Strickland,
Administrator.

[FR Doc. 2011-19595 Filed 8-5-11; 8:45 am]

BILLING CODE 4910-59-C

Mr. Shigeyoshi Aihara
Project Manager
Regulation and Compliance
Engineering Administration Department
Ichikoh Industries, Ltd.
80 Itado Ishehara City
Kanagawa Pref.
250-1192 Japan

Dear Mr. Aihara:

This is in reply to your letter of June 10, 1999, presented at a meeting with NHTSA representatives that day, asking for an interpretation of S5.1.2 of Federal Motor Vehicle Safety Standard No. 108. I am sorry that we were unable to provide you a response by July 6 as you requested in your letter of June 28 to Taylor Vinson of this Office.

Your company has developed a new rear turn signal lamp, consisting of an outer plastic lens, an inner cap, and an uncolored filament bulb. The color of the lens is "pale (light) pink color, and, this plastic material complies with the requirements of SAE J576c . . . excluding the color requirement." You tell us that the trichromaticity coordinates of the plastic material used in the outer lens do not fall within either the red or the white areas of the chromaticity chart of SAE J578c. However, when illuminated, the lamp provides an amber color that fall within the coordinates specified in SAE J578c. You have asked whether this design is acceptable under S5.1.2 relating to plastic materials used in optical parts of motor vehicle lighting devices.

Although this does not affect our answer to your question, please note, in Standard No. 108, that SAE Recommended Practice J576c of 1970 has been replaced by SAE J576 JUL91 as the applicable standard for plastic materials used in lighting devices. However, J578c remains the Federal standard for color.

We regret to inform you that this design is not acceptable. Although S1, *Scope*, of SAE J578c states that "The specification applies to the overall effective color of light emitted by the device," regardless of the color of its lens, both SAE J576 JUL91 and Standard No. 108 apply the color requirement to plastic components of lamps as well. S5.1.2(e) of Standard No. 108 requires the trichromatic coordinates of the plastic samples, tested according to that paragraph, to conform to the requirements of SAE J578c. Paragraphs 4.1 and 4.2.2 of SAE J576 JUL91 also require conformance of plastic samples to the chromaticity coordinate requirements of SAE J578c. This standard specifies color coordinates only for red, white, yellow (amber), green, and blue. Because the lens of your lamp does not meet any of the coordinates of SAE J578c, Standard No. 108 does not permit its use.

At the meeting, we noted that the inner lens was a greenish color. It, too, must comply with the color coordinate requirements of paragraphs 4.1 and 4.2.2 of SAE J576 JUL91.

At that time, you also asked if it were acceptable to use a plastic fabricated from the mix of two resins, each of which complied with the requirements of SAE J576. You cannot assume, when two complying resins are blended, that the resulting plastic will also comply with SAE J576 JUL91, and we recommend that you test the blended plastic to ensure that it meets all the specifications of S5.1.2 and SAE J576 JUL91. This would be the case whether it was the intent to create a new color, or whether the rejected molded parts are reground and plastics of differing compositions are mixed and recycled into newly-molded lamp lenses. As we said in the preamble to the 1995 final rule amending S5.1.2, "it is incumbent upon the vehicle or equipment manufacturer . . . not to change the composition of the plastics materials [obtained from the plastics manufacturer] in a manner that would cause it to be noncomplying." 60 FR 46066, copy enclosed.

Sincerely,
Frank Seales, Jr.
Chief Counsel
Enclosure
ref:108
d.8/27/99

KOITO

SHIZUOKA WORKS
500, KITAWAKI
SHIMIZU-SHI, SHIZUOKA-KEN
JAPAN
TEL NO. 0543-45-2573
FAX NO. 0543-45-3437

DEPT. OF TRANSPORTATION
POCKETS
KOITO MANUFACTURING CO., LTD.

MAKERS



2005 OCT 12 A 11:27
CONTRACTORS

HEAD OFFICE
4-8-3, TAKANAWA
MINATO-KU TOKYO
JAPAN
TEL NO. 03-3443-7111
FAX NO. 03-3447-1520

4 August, 2005

U.S. Dept. of Transportation
NHTSA
Office of the Chief Counsel
400 seventh Street SW
Washington DC 20590

HTSA-05-22709-2

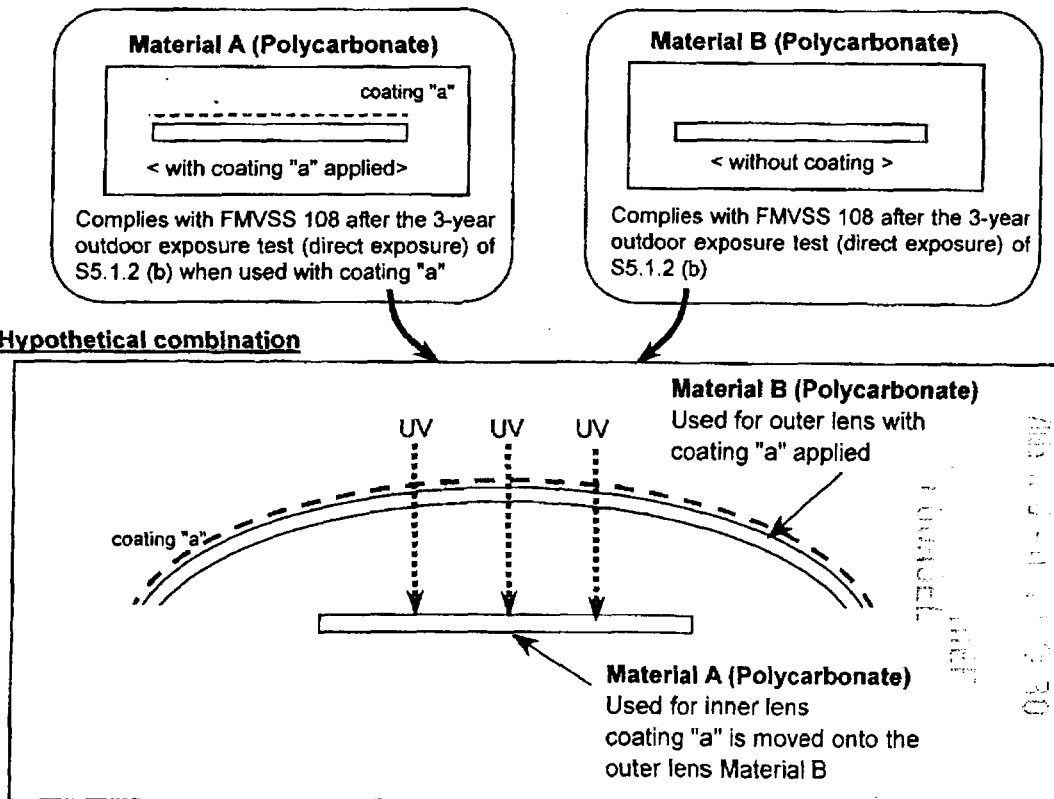
Request for Interpretation: Necessity of carrying out a 3-year outdoor exposure test

Dear Sir:

Koito would like to thank you in advance for your consideration of our request for an interpretation and clarification of the Federal Motor Vehicle Safety Standard (FMVSS) No.108 concerning the necessity of carrying out a 3-year outdoor exposure test in a certain combination of plastic and coating material as explained below.

The Question: Necessity of carrying out a 3-year outdoor exposure test when "material A", which is suitable for direct exposure of FMVSS108 S5.1.2 (b), is used with a covering lens "material B", also suitable for direct exposure of FMVSS108 S5.1.2 (b), and a coating material "a" which was originally on the exterior surface of "material A" is moved to the exterior surface of "material B".

We are contemplating a new combination of plastic lens and coating material for use in an inner lens optics of automotive lamps. In this hypothetical new combination, "material A" (polycarbonate), which is suitable for direct exposure of FMVSS108 S5.1.2 (b) after completion of the 3-year outdoor exposure test when used with coating material "a", is going to be used in the inner lens. "Material B" (polycarbonate), which is also suitable for direct exposure of FMVSS108 S5.1.2 (b), but without coating, is going to be used in the outer lens. Despite that both materials meet FMVSS108 S5.1.2(b) in direct exposure condition, coating material "a" which was originally on the exterior surface of the inner lens "material A" when performing a 3-year exposure test is going to be moved onto the exterior surface of the outer lens "material B", and material A loses the coating "a" from its own surface. (See Figure-1)



< Figure-1 >

We construe that no further testing of this hypothetical material / coating combination is required for the evaluation of the cumulative haze. Inner lens "material A" is still used with the coating material "a", although the coating itself is moved onto the exterior surface of the outer lens "material B". Also, in view of the vast reduction in ultraviolet exposure of inner lens which is afforded by the outer lens "material B", the inner lens "material A" would experience negligible haze when protected by an outer lens. This will further support the argument that haze performance of this material / coating combination is already ensured by the direct exposure of both materials A and B which were confirmed satisfactory to the FMVSS108 S5.1.2 (b) criteria after completion of the 3-year outdoor exposure tests.

Koito Manufacturing thanks you in advance for your early confirmation on this matter.

Sincerely,

A handwritten signature in black ink, appearing to read "K. Hyodo", with a horizontal line extending to the right.

Kiminori Hyodo
Deputy General Manager, Regulation & Certification
Koito Manufacturing Co., Ltd.



U.S. Department
of Transportation
**National Highway
Traffic Safety
Administration**

DEPT. OF TRANSPORTATION
DOCKETS

OCT - 4 2005

2005 OCT 12 A 11:27

Docket SVC-124
Std 108

400 Seventh St., S.W.
Washington, D.C. 20590

NHTSA-05-22709-1

Mr. Kiminori Hyodo
Deputy General Manager, Regulations & Certification
Koito Manufacturing Co., Ltd.
4-8-3, Takanawa
Minato-ku Tokyo
Japan

Dear Mr. Hyodo:

This responds to your recent letter, in which you asked whether it would be necessary to carry out a three-year, outdoor exposure test on a new combination of plastic lens and coating material under Federal Motor Vehicle Safety Standard (FMVSS) No. 108, Lamps, Reflective Devices, and Associated Equipment. Specifically, your letter stated that you plan to use two existing types of polycarbonate materials, each of which independently meets the requirements of S5.1.2 of Standard No. 108 (*i.e.*, Material A with a coating, and Material B without a coating). However, we understand that you now intend to combine these materials, such that Material A is used as an inner lens without a coating, and Material B is used as an outer lens with the same coating that had been applied to Material A. In response to your question, FMVSS No. 108 does not specifically require manufacturers to conduct testing, but it is the manufacturer's responsibility to produce a product that complies with all applicable requirements of our standard when tested in accordance with the standard, and to properly certify compliance.

By way of background, the National Highway Traffic Safety Administration (NHTSA) is authorized to issue FMVSSs that set performance requirements for new motor vehicles and items of motor vehicle equipment. NHTSA does not provide approval of motor vehicles or motor vehicle equipment. Instead, it is the responsibility of manufacturers to self-certify that their products conform to all applicable safety standards that are in effect on the date of manufacture (see 49 U.S.C. 30115 and 49 CFR Part 567, Certification).

We note further that the agency's safety standards specify the test conditions and procedures that NHTSA will use to evaluate the performance of the vehicle or equipment being tested for compliance with the particular safety standard. NHTSA follows the test procedures and conditions applicable and in effect at the time of certification when conducting its compliance testing.



VEHICLE SAFETY HOTLINE
888-327-4236

A manufacturer is responsible for ensuring that its product complies with applicable standards when tested in accordance with NHTSA procedures. A manufacturer may choose a valid means other than NHTSA performance test procedures for evaluating its products to determine whether the vehicle or equipment will comply with the safety standards when tested by the agency according to the procedures specified by the standard and to provide a basis for its certification of compliance.

If the agency has reason to believe that an apparent noncompliance exists in a vehicle or item of motor vehicle equipment, the manufacturer is asked to show the basis for its certification that the vehicle or equipment complies with the relevant safety standard(s). If in fact the vehicle or equipment does not comply with a Federal motor vehicle safety standard when tested according to procedures specified by the standard, the manufacturer will have to recall the product to bring it into compliance at no charge to the customer.

In addition, the manufacturer will be subject to civil penalties, unless it can establish that it had no reason to know, despite exercising "reasonable care" in the design and manufacture of the product to ensure compliance, that the product did not in fact comply with the safety standard(s) (49 U.S.C. 30115(a) and 30165). This agency has long said that it is unable to judge what efforts would constitute "reasonable care" in advance of the actual circumstances in which a noncompliance occurs.

As you are aware, the requirements for lighting equipment are contained in FMVSS No. 108, which provides in relevant part:

S5.1.2 Plastic materials used for optical parts such as lenses and reflectors shall conform to SAE Recommended Practice J576 [Society of Automotive Engineers (SAE) Recommended Practice J576, Plastic Materials for Use in Optical Parts Such as Lenses and Reflex Reflectors of Motor Vehicle Lighting Devices] JUL91, except that:

- (a) Plastic lenses (other than those incorporating reflex reflectors) used for inner lenses or those covered by another material and not exposed directly to sunlight shall meet the requirements of paragraphs 3.3 and 4.2 of SAE J576 JUL91 when covered by the outer lens or other material;

- (b) After the outdoor exposure test, the haze and loss of surface luster of plastic materials (other than those incorporating reflex reflectors) used for outer lenses shall not be greater than 30 percent haze as measured by ASTM D 1003-92, *Haze and Luminous Transmittance of Transparent Plastic*;

...

- (g) All outdoor exposure tests shall be 3 years in duration, whether the material is exposed or protected. Accelerated weathering procedures are not permitted.


We note that neither SAE J576 nor Standard No. 108 specifically requires use of a coating.

Thus, the standard sets forth the test that NHTSA follows in conducting compliance testing. Specifically, under SAE J576 (incorporated by reference in FMVSS No. 108), the agency will subject plastic materials used for optical parts to an unaccelerated, three-year outdoor exposure test.

In short, Koito must ensure that its lamps as manufactured conform to all applicable requirements of FMVSS No 108, including that the plastic materials meet the exposure test requirements under S5.1.2. Again, our standards do not compel manufacturers to test the motor vehicles or motor vehicle equipment that they produce under NHTSA's test procedures, although many choose to do so in order to provide a basis for their certification. However, if the agency subjected the lamp in question to compliance testing, the lamp's plastic materials would need to meet the requirements of FMVSS No. 108, as certified.

If you have further questions, please feel free to contact Eric Stas of my staff at this address or by telephone at (202) 366-2992.

Sincerely,


Stephen P. Wood
Acting Chief Counsel

HONDA

American Honda Motor Co., Inc.
1919 Torrance Boulevard
Torrance, CA 90501-2746
Phone (310) 783-2000

RECEIVED
NYS-215

2004 JUN -1 A 9 51

OFFICE OF
DEFECTS INVESTIGATION

04V-257
(3 pages)

May 27, 2004

Mr. Kenneth N. Weinstein,
Associate Administrator
Office of Safety Assurance
NATIONAL HIGHWAY TRAFFIC SAFETY
ADMINISTRATION
400 Seventh St., S.W.
Washington, DC 20590

Dear Mr. Weinstein:

On May 20, 2004, Honda Motor Co., Ltd. (HMC) determined the existence of a noncompliance with Federal Motor Vehicle Safety Standard No. 108, "Lamps, Reflective Devices, and Associated Equipment" in the motor vehicles listed below. The following information is submitted pursuant to the requirements of 49 CFR 573.8.

573.8(c)(1)

Name of manufacturer: Honda Motor Co., Ltd. (HMC)

Manufacturer's agent: William R. Wilton
American Honda Motor Co., Inc. (AHM)
1919 Torrance Blvd.
Torrance, CA 90501-2746

Name of tail lamp manufacturer: Koto Manufacturing Co., Ltd.

573.8(c)(2)

Identification of potentially affected vehicles:

<u>Make/Model</u>	<u>Description</u>	<u>VIN/Dates of Manufacture</u>
Honda S2000	Certain 2000 models	JHMAP114*YT000049 - JHMAP114*YT007115 June 8, 1999 to April 5, 2000

Description of the basis for the determination of the recall population:

The 2000 model year was the introductory year of the S2000. The affected lenses of the side marker lamp and side reflex reflector in the tail lamp assembly were identified based on manufacturing records. The VIN range and manufacturing dates are inclusive of all vehicles that could potentially have a noncomplying lens installed by the factory.

573.8(c)(3)

Total number of vehicles potentially affected: 7,067

573.8(c)(4)

Percentage of affected vehicles that contain the noncompliance: Unknown

573.6(c)(5)

Noncompliance description:

Summary

The lens of the side marker lamp and side reflex reflector in the tail lamp assembly were manufactured with incorrect dye that, under the circumstances of use, does not retain its color over time and, therefore, does not comply with the requirements of Federal Motor Vehicle Safety Standard No. 108, "Lamps, Reflective Devices, and Associated Equipment."

Detail

The lens of the side marker lamp and side reflex reflector in the tail lamp assembly were manufactured using Diazole-base dye instead of Perinone-base dye. The chemical unit of Diazole-base dye, when used in the circumstances of the S2000, is more susceptible to UV and high temperature decomposition. As a result, the red color could fade, which does not comply with the deterioration requirement of Federal Motor Vehicle Safety Standard No. 108, "Lamps, Reflective Devices, and Associated Equipment."

573.6(c)(7)

Determination of noncompliance:

On June 17, 2003, HMC received a report that the color of the tail lamp side marker lens had faded. HMC initiated an investigation. According to Koito's accelerated test, the lens was projected to comply with the deterioration requirement of FMVSS 108. On May 14, 2004, Honda and Koito met with NHTSA to discuss compliance implications. In accordance with NHTSA's opinion, HMC determined the existence of a noncompliance.

573.6(c)(8)(i)

Program for remedying the noncompliance:

The owners of all affected vehicles will be notified by mail to take their vehicle to an authorized Honda dealer. The dealer will replace all affected tail lamp assemblies, free of charge.

573.6(c)(8)(ii)

The estimated date to e-mail preliminary notification to dealers:	Jun. 4, 2004
The estimated date to provide service bulletin to dealers:	Jun. 18, 2004
The estimated date to begin sending notifications to owners:	Jul. 7, 2004
The estimated date of completion of the notification:	Jul. 7, 2004

573.6(c)(9)

Representative copies of all notices, bulletins and other communications:

A copy of the dealer service bulletin and text of the final customer notification letter will be submitted to your office as soon as possible.

573.6(c)(10)

Proposed owner notification letter submission:

A draft of the owner notification letter will be submitted to your office as soon as possible.

Mr. Kenneth N. Weinstein
May 27, 2004
Page 3

573.6(c)(11)

Manufacturer's campaign number:

The number will be submitted to your office as soon as possible.

Sincerely,

AMERICAN HONDA MOTOR CO., INC.

A handwritten signature in black ink, appearing to read "William R. Willen", with a long horizontal flourish extending to the right.

William R. Willen
Managing Counsel
Product Regulatory Office

WRW:ka

Weaverville is located within the prohibited co-channel minimum distance separation of 280.8 kilometers (174.5 miles) to the Sacramento-Stockton television market, one of the designated television markets affected by the Commission's current freeze on allotments and applications pending the outcome of an inquiry into the use of advanced television systems in broadcasting. (See *Order, Advanced Television Systems and Their Impact on Existing Television Broadcasting Service*, 52 Fed. Reg. 28346, July 29, 1987). However, Channel 32 is allotted to Weaverville in compliance with the terms of the freeze *Order* at a restricted site. Interested parties should note that any application submitted for Channel 32 at Weaverville which does not specify a site beyond the "freeze zone" governing the allotment will not be accepted for filing.

List of Subjects in 47 CFR Part 73

Television broadcasting.

Part 73 of title 47 of the Code of Federal Regulations is amended as follows:

PART 73—[AMENDED]

1. The authority citation for part 73 continues to read as follows:

Authority: Secs. 303, 48 Stat., as amended, 1082; 47 U.S.C. 154, as amended.

§ 73.606 [Amended]

2. Section 73.606(b), the Table of TV Allotments under California, is amended by adding Weaverville, Channel 32.

Federal Communications Commission.

John A. Karousos,

Chief, Allocations Branch, Policy and Rules Division, Mass Media Bureau.

[FR Doc. 95-21907 Filed 9-1-95; 8:45 am]

BILLING CODE 6712-01-F

DEPARTMENT OF TRANSPORTATION

National Highway Traffic Safety Administration

49 CFR Part 571

[Docket No. 94-37; Notice 2]

RIN 2127-AF 22

Federal Motor Vehicle Safety Standards; Lamps, Reflective Devices and Associated Equipment

AGENCY: National Highway Traffic Safety Administration (NHTSA), DOT.

ACTION: Final rule.

SUMMARY: This notice adopts amendments to the Federal Motor

Vehicle Safety Standard on lighting to replace the currently incorporated SAE J576c with the more recent SAE J576 JUL91 as the referenced standard on plastics materials, to replace ASTM D 1003-61 with the more recent ASTM D 1003-92 in the test procedures, and to allow alternative processing techniques, sample sizes and thickness tolerances to those presently specified. These amendments represent the choice of Option 1 from the notice of proposed rulemaking published in November 1994.

DATES: The effective date of the final rule is March 1, 1996.

FOR FURTHER INFORMATION CONTACT: Kenneth O. Hardie, Office of Rulemaking, NHTSA (202-366-6987).

SUPPLEMENTARY INFORMATION: Heraeus DSET Laboratories, Inc. ("DSET"), of Phoenix, Arizona, petitioned NHTSA for rulemaking to amend Federal Motor Vehicle Safety Standard No. 108, *Lamps, Reflective Devices, and Associated Equipment*. Specifically, DSET asked that paragraph S5.1.2 be amended "to update the test specimen processing requirements of plastic material used for optical parts such as lenses and reflectors." Currently, these materials are required to conform to Society of Automotive Engineers (SAE) Recommended Practice J576c, May 1970. DSET wants NHTSA

to allow alternative processing techniques besides injection molding to produce test specimens, to allow test specimen sizes other than a 3 inch diameter disc and to change the specimen thickness tolerances from ± 0.005 inch to ± 0.010 inch.

Those requirements for injection molding and for the diameter and thickness of the test specimen are set forth in J576c, May 1970.

NHTSA granted the petition and published a notice of proposed rulemaking in response to it on November 2, 1994 (59 FR 54881). The notice proposed two alternative amendments of S5.1.2 as a means of implementing its grant of DSET's petition. The agency asked commenters for their views on each of the alternatives.

Option 1. This option would substitute SAE J576 JUL91 for SAE J576c, May 1970, and make conforming amendments in the text of S5.1.2. Option 1 would also replace American Society for Testing and Materials (ASTM) D 1003-61 with ASTM D 1003-92 with respect to measurement of haze (which, as currently specified, would not exceed 7 percent). A specimen thickness tolerance of ± 0.25 mm (0.010 in.) would also be allowed as there is no technical reason to limit the test

specimen thickness tolerance to ± 0.005 in., and the value proposed by NHTSA as recommended by DSET appears to be a more reasonable tolerance for test specimens.

Option 2. This option would retain the current SAE and ASTM specifications but would allow processing techniques other than injection molding to produce equivalent test specimens, test specimens other than a disc of 3-inch diameter, and a test specimen thickness tolerance of ± 0.010 inch.

Seven comments were received, five of which supported Option 1. These were from Flxible Corporation ("Flxible"), Transportation Safety Equipment Institute ("TSEI"), Robert Bosch, GmbH ("Bosch"), American Automobile Manufacturers Association ("AAMA"), and Ford Motor Company ("Ford"). Miles, Inc. opposed Option 1 and supported Option 2. The Plastics Division of General Electric Corporation ("GE") did not express a preference for either alternative.

Each of the commenters supporting Option 1 had a different concern. Flxible suggested that NHTSA adopt the base number of each SAE and ASTM standard/recommended practice, with the suffix notation "Latest Revision." In the company's view, this would eliminate the need to revise older materials and ensure that the safety standards reflect contemporary industry practice.

While this is an attractive notion, there are legal constraints against it. The SAE and ASTM materials per se are only guidelines and advisory in nature. Once they are incorporated into the Federal motor vehicle safety standards, they become "the law of the land", and a manufacturer must comply with them or face civil sanctions. Under the Administrative Procedure Act, a regulation imposing a substantive burden cannot be adopted in the absence of adequate public notice and an opportunity to comment. Under the approach suggested by Flxible, automatic updating of the safety standards to incorporate the latest SAE and ASTM revisions would occur with no prior public notice or opportunity to comment, and hence violate the Administrative Procedure Act. Further, NHTSA has found that many updated and revised materials change the previous materials in substantive ways. Some changes may not be in the interests of safety; the elimination of the heat test from SAE J576 JUL91 is one example of this. Other changes may increase, rather than reduce, a substantive burden upon industry. Regulated persons and the public must

be apprised of these changes before they are adopted.

NHTSA may, however, adopt an updated version without prior notice where there appears to be no substantive change since such an adoption is in the nature of a technical amendment. The agency is adopting an updated version in this final rule on the basis of a comment from TSEI. Under proposed paragraph S5.1.2(e), after exposure to the heat test, the samples shall conform to the color requirements of SAE J578a October 1966. TSEI pointed out that current paragraph S5.1.5 references SAE J578c February 1977. It recommended that NHTSA change both references to the specification of J578 MAY88.

NHTSA has compared the 1988 and 1977 versions of J578 with that of 1966. It finds no substantive difference between the 1966 and 1977 versions. The 1988 version, however, contains a third method of color measurement to be used "as a referee approach when the commonly used methods produce questionable results." In addition, the Appendix in the latter has added a section of "Color Measurements of Gaseous Discharge Lighting Devices." NHTSA ought to have comment on these changes before adopting SAE J578 MAY88, and, for this reason, has not followed TSEI's suggestion. On the other hand, because of the lack of substantive change between the other two versions, paragraph S5.1.2(e) is added with an update of the J578 reference to 1977 from the 1966 version which was proposed.

The wording of present paragraph S5.2.1 concerned Ford and AAMA. Under this paragraph, phrases such as "It is recommended that" and "should be," which appear in materials incorporated by reference, are to be read as setting forth mandatory requirements. Ford and AAMA commented that these phrases should not be interpreted as applying to SAE J576 JUL91. In NHTSA's view, the result of adopting Ford's and AAMA's comments would be to make compliance of plastic materials used for optical parts a voluntary affair. This would defeat the purpose of the rulemaking.

Proposed paragraph S5.1.2(e) would require test samples, after the heat test, to "show no discernable change in shape and general appearance when compared with an unexposed specimen." This language comes from J576 itself, with the exception that the SAE uses "significant" rather than "discernable." Ford and AAMA objected to this substitution, arguing that it would establish a higher standard to be met by plastics, and that there is

no need to change language that has been a requirement for years. They recommended use of the word "significant." In their view, a change that is "discernable" is not necessarily one that is "significant."

In its proposal, NHTSA had no intention of increasing the burden on any regulated party. The agency proposed the word "discernable" with care, because it is objective, while "significant" is not. Motor vehicle safety standards are required by law to be "objective", 49 U.S.C. 30111(a). The agency has concluded that "discernable" is more appropriate for a requirement specifically expressed in the text of Standard No. 108 (as compared with one incorporated by reference). However, NHTSA wishes to make clear that it views the words as essentially synonymous in this context. If a post-test change in shape or general appearance is discernable, NHTSA considers that to be significant. Such a change indicates the potential for degradation of a lens in use, with a corresponding effect upon color and photometrics of the lamp on which it is installed. To add even greater objectivity, the final rule expresses the requirement as "discernable to the naked eye." Should a change be discernable to the naked eye after testing, and a manufacturer believe that such a change is not "significant," the manufacturer may file a Part 573 Noncompliance Notification Report simultaneously with an application to NHTSA for a determination that the change resulting from that testing is inconsequential to motor vehicle safety.

GE did not choose between the alternatives in its comment. It did, however, recommend the adoption of SAE J576 JUL91 in its entirety, and that NHTSA not carry over the heat test from the previous version of J576. In its view, the heat tests of SAE J575 are adequate until further work is done on thermal issues suitable for incorporation into J576.

Having considered the comments in response to the NPRM, NHTSA is amending Standard No. 108 to add the two new paragraphs proposed, maintaining the performance requirements required of plastic materials by SAE J576c for the heat test and specifying positioning of test samples during the test. These have been omitted by the SAE from J576 JUL91. NHTSA has chosen to retain the existing heat test as one that is familiar to industry and one which meets the need for motor vehicle safety. It is a minimum requirement, intended to establish a margin of safety between the temperatures at which plastic reflectors

and lenses may fail from internal heat, and temperatures on the exterior surface induced by exposure to sunlight. Lamp manufacturers use J575 or similar tests to determine whether the particular design characteristics of their lamps require use of premium materials in the lenses. It is a test of the finished lens as installed on the lamp, rather than a test of the materials used in finished products. Use of material with insufficient high temperature performance can result in reflectors that lose color and reflectivity.

The positioning of test samples will allow the sample to droop if its strength is adversely affected by the test.

In order to retain the current 3-year outdoor exposure time test requirements for plastic lenses used or covered by another material and not exposed directly to sunlight, NHTSA is adding a new paragraph S5.1.2(g) to specify that paragraph 3.3.3.1 of SAE J576 JUL91 does not apply as regards protected materials. For the same reason, NHTSA is not adopting paragraph 3.3.3.2. of SAE J576 JUL91 which allows an accelerated 6-month outdoor exposure test time. New paragraph S5.1.2(g) will not change the stringency or flexibility of the standard as it exists, but will ensure that the integrity of plastic materials is maintained by not permitting a lesser exposure time for materials which may be protected when in use.

Miles, Inc., a manufacturer of polycarbonate resin used as a material in lenses and reflectors, objected to Option 1. In its view, this alternative places an additional testing burden on the resin manufacturer, as compared with the present requirements. For this reason, it supported Option 2. Specifically, Miles opposes SAE J576 JUL91 because of Section 3.1 *Materials to be Tested*. This section reads:

Outdoor exposure tests shall be made on each material * * * offered for use in optical parts * * *. Concentrations of polymer components and additives such as plasticizer, lubricants, colorants, weathering stabilizers, and antioxidants in plastic materials and/or coatings may be changed without outdoor exposure testing if: the changes are within the limits of composition represented by higher and lower concentrations of these polymer components and additives have been tested in accordance with 3.3 and found to meet the requirements of Section 4.

Miles interprets this language to mean that changes in dye concentrations would only be permissible if samples containing lower and higher concentrations of dye had been exposure tested. Miles believes that this, in effect, would double the samples to

be tested when compared with the present requirements.

The present requirements are those of section 3.1 of SAE J576c, May 1970. These state, in pertinent part, that "[a] test of one color and formulation shall cover variations in dye concentration, but shall not cover changes in dye materials or changes in polymers." Miles interprets this as meaning that a new exposure test need not be conducted under the 1970 version if the only change in the product is a variation in dye concentration. Its present practice is to test for exposure materials incorporating new dyes only at the expected concentration level of the dye. One exposure test covers each new dye, but Miles will accept the test results as valid when there are small variations in dye concentration.

Miles is correct that SAE J576c allows a single test to cover variations in dye concentration. SAE J576 JUL91 may be interpreted as calling for the testing of two samples by specifying that dye concentrations in material to be used in motor vehicle optical parts must fall within the upper and lower limits of dye concentrations tested if there are variations in dye concentration. Miles believes the newer requirement will double its testing burden.

NHTSA does not agree that this is the inevitable result of the adoption of this portion of SAE J576 JUL 91. What paragraph S5.1.2 is intended to ensure is that lenses and reflectors, as manufactured for use on motor vehicles, are fabricated from plastic materials that meet SAE J576. The key issue is whether the equipment satisfies the performance requirements of the standard, not the number of tests conducted on the materials used in the equipment. Ultimately, the manufacturer of the vehicle in certifying compliance with all applicable Federal motor vehicle safety standards, is certifying that the lenses and reflectors on the vehicle are made from plastics materials that meet J576. If the lens or reflector is manufactured as replacement equipment, the certification responsibility is that of the manufacturer of the equipment. Thus, it is incumbent upon the vehicle or equipment manufacturer to assure itself that the materials it obtains from the plastics manufacturer comply with SAE J576 (and, furthermore, not to change the composition of the plastics materials so obtained in a manner that would cause it to be noncomplying). The documentation needed for such assurance, including the quantum of testing performed by the plastics manufacturer and by the vehicle or equipment manufacturer, is a decision

that each equipment or vehicle manufacturer must make under the particular circumstances. NHTSA, of course, expects manufacturers to exercise reasonable care in certifying their products, and, in the event of a noncompliance, the manufacturer may claim that it had no reason to know, despite exercising reasonable care, that the vehicle or equipment failed to comply. However, the allocation of that responsibility is a matter of contract between the manufacturer with the Federal certification responsibility and its plastic materials supplier. Plastic materials are not completed items of motor vehicle equipment subject to Standard No. 108 so the Federal certification responsibility does not fall upon Miles. If Miles or other materials manufacturers are satisfied, based on their extensive experience with dyes, that changes in dye concentration would not cause the plastic material to fail the specified performance requirements, they may be able to persuade their purchasers that additional testing is not needed.

Effective Date

The effective date of the final rule is March 1, 1996.

Rulemaking Analyses and Notices

Executive Order 12866 and DOT Regulatory Policies and Procedures. This final rule was not reviewed under Executive Order 12866. It has been determined that the rulemaking action is not significant under Department of Transportation regulatory policies and procedures. The purpose of the rulemaking action is to update testing procedures. Since the final rule will have no significant cost or other impacts, preparation of a full regulatory evaluation is not warranted.

National Environmental Policy Act. NHTSA has analyzed this rulemaking action for the purposes of the National Environmental Policy Act. The final rule will not have a significant effect upon the environment. The composition of plastic materials used in optical parts will not change from those presently in production.

Regulatory Flexibility Act. The agency has also considered the impacts of this rulemaking action in relation to the Regulatory Flexibility Act. I certify that this rulemaking action does not have a significant economic impact upon a substantial number of small entities. Accordingly, no regulatory flexibility analysis has been prepared. Manufacturers of motor vehicles and motor vehicle equipment, those affected by the rulemaking action, are generally not small businesses within the

meaning of the Regulatory Flexibility Act. Further, small organizations and governmental jurisdictions will not be significantly affected because the price of new vehicles and vehicle equipment will not be impacted.

Executive Order 12612 (Federalism). This rulemaking action has also been analyzed in accordance with the principles and criteria contained in Executive Order 12612, and NHTSA has determined that this rulemaking action does not have sufficient Federalism implications to warrant the preparation of a federalism Assessment.

Civil Justice. The final rule will not have any retroactive effect. Under 49 U.S.C. 30103, whenever a Federal motor vehicle safety standard is in effect, a state may not adopt or maintain a safety standard applicable to the same aspect of performance which is not identical to the Federal standard. 49 U.S.C. 30161 sets forth a procedure for judicial review of final rules establishing, amending or revoking Federal motor vehicle safety standards. That section does not require submission of a petition for reconsideration or other administrative proceedings before parties may file suit in court.

List of Subjects in 49 CFR Part 571

Imports, Motor vehicle safety, Motor vehicles

PART 571—FEDERAL MOTOR VEHICLE SAFETY STANDARDS

In consideration of the foregoing, 49 CFR part 571 is amended as follows:

1. The authority citation for part 571 continues to read as follows:

Authority: 49 U.S.C. 322, 30111, 30115, 30117 and 30166; delegation of authority at 49 CFR 1.50.

2. Section 571.108 is amended by revising paragraph S5.1.2, to read as follows:

§ 571.108 Motor Vehicle Safety Standard No. 108; Lamps, reflective devices, and associated equipment.

* * * * *

S5.1.2 Plastic materials used for optical parts such as lenses and reflectors shall conform to SAE Recommended Practice J576 JUL91, except that:

(a) Plastic lenses (other than those incorporating reflex reflectors) used for inner lenses or those covered by another material and not exposed directly to sunlight shall meet the requirements of paragraphs 3.3 and 4.2 of SAE J576 JULY91 when covered by the outer lens or other material;

(b) After the outdoor exposure test, the haze and loss of surface luster of

plastic materials (other than those incorporating reflex reflectors) used for outer lenses shall not be greater than 30 percent haze as measured by ASTM D 1003-92, *Haze and Luminous Transmittance of Transparent Plastic*;

(c) After the outdoor exposure test, plastic materials used for reflex reflectors and for lenses used in front of reflex reflectors shall not show surface deterioration, crazing, dimensional changes, color bleeding, delamination, loss of surface luster, or haze that exceeds 7 percent as measured under ASTM D 1003-92.

(d) The thickness of the test specimens specified in paragraph 3.2.2 of SAE J576 JUL91 may vary by as much as ± 0.25 mm.

(e) After exposure to the heat test as specified in subparagraph (f) of this paragraph, and after cooling to room ambient temperature, a test specimen shall show no change in shape and general appearance discernable to the naked eye when compared with an unexposed specimen. The trichromatic coefficients of the samples shall conform to the requirements of SAE J578c, "Color Specification for Electric Signal Lighting Devices", February 1977.

(f) Two samples of each thickness of each plastic material are used in the heat test. Each sample is supported at the bottom, with at least 51 mm. of the sample above the support, in the vertical position in such a manner that, on each side, the minimum uninterrupted area of exposed surface is not less than 3225 sq. mm. The samples are placed for two hours in a circulating air oven at 79 ± 3 degrees C.

(g) All outdoor exposure tests shall be 3 years in duration, whether the material is exposed or protected. Accelerated weathering procedures are not permitted.

* * * * *

Issued on August 29, 1995.

Ricardo Martinez,
Administrator.

[FR Doc. 95-21865 Filed 9-1-95; 8:45 am]
BILLING CODE 4910-59-P

DEPARTMENT OF COMMERCE

National Oceanic and Atmospheric Administration

50 CFR Part 672

[Docket No. 950206041-5041-01; I.D. 082895A]

Groundfish of the Gulf of Alaska; Pacific Cod with Jig and Pot Gear for Processing by the Inshore Component in the Central Regulatory Area

AGENCY: National Marine Fisheries Service (NMFS), National Oceanic and Atmospheric Administration (NOAA), Commerce.

ACTION: Modification of a closure.

SUMMARY: NMFS is opening directed fishing for Pacific cod by vessels catching Pacific cod with jig and pot gear for processing by the inshore component in the Central Regulatory Area of the Gulf of Alaska (GOA). This action is necessary to use the total allowable catch (TAC) for Pacific cod in this area.

EFFECTIVE DATE: 12 noon, Alaska local time (A.l.t.), September 1, 1995, until 12 midnight, A.l.t., December 31, 1995.

FOR FURTHER INFORMATION CONTACT: Andrew N. Smoker, 907-586-7228.

SUPPLEMENTARY INFORMATION: The groundfish fishery in the GOA exclusive economic zone is managed by NMFS according to the Fishery Management Plan for Groundfish of the Gulf of Alaska (FMP) prepared by the North Pacific Fishery Management Council under authority of the Magnuson Fishery Conservation and Management Act. Fishing by U.S. vessels is governed by regulations implementing the FMP at 50 CFR parts 620 and 672.

In accordance with § 672.20(c)(1)(ii)(B), the allocation of Pacific cod for the inshore component in the Central Regulatory Area of the GOA was established by the Final 1995 Harvest Specifications of Groundfish (60 FR 8470, February 14, 1995) as 41,085 metric tons (mt). The directed fishery for Pacific cod by vessels catching Pacific cod for processing by the inshore component in the Central Regulatory Area of the GOA was closed under § 672.20(c)(2)(ii) on March 22, 1995, in order to reserve amounts anticipated to be needed for incidental catch in other fisheries (60 FR 15521, March 24, 1995). NMFS has determined that as of August 8, 1995, 4,313 mt remain unharvested.

The Director, Alaska Region, NMFS, has determined that the 1995 TAC for Pacific cod for processing by the inshore component in the Central Regulatory Area of the GOA has not been reached.

Therefore, NMFS is terminating the previous closure and is opening directed fishing for Pacific cod by vessels catching Pacific cod for processing by the inshore component in the Central Regulatory Area of the GOA. All other closures remain in full force and effect.

This action opens the directed fishery for Pacific cod by vessels catching Pacific cod with jig and pot gear for processing by the inshore component in the Central Regulatory Area of the GOA. Directed fishing for groundfish with hook-and-line and trawl gear is currently prohibited (60 FR 26694, May 18, 1995; 60 FR 37600, July 21, 1995; 60 FR 37601, July 21, 1995).

Classification

This action is taken under 50 CFR 672.20 and is exempt from review under E.O. 12866.

Authority: 16 U.S.C. 1801 *et seq.*

Dated: August 29, 1995.

Richard H. Schaefer,

Director, Office of Fisheries Conservation and Management, National Marine Fisheries Service.

[FR Doc. 95-21948 Filed 8-30-95; 3:43 pm]

BILLING CODE 3510-22-F

50 CFR Part 672

[Docket No. 950206041-5041-01; I.D. 082995A]

Groundfish of the Gulf of Alaska; Trawling in the Western Regulatory Area

AGENCY: National Marine Fisheries Service (NMFS), National Oceanic and Atmospheric Administration (NOAA), Commerce.

ACTION: Inseason adjustment; request for comments.

SUMMARY: NMFS issues an inseason adjustment closing the season for all groundfish by vessels using trawl gear, except fishing for pollock by vessels using pelagic trawl gear, in the Western Regulatory Area of the Gulf of Alaska (GOA). This action is necessary to prevent overfishing of Pacific ocean perch (POP).

DATES: Effective 12 noon, Alaska local time (A.l.t.), September 1, 1995, until 12 midnight, A.l.t., December 31, 1995. Comments must be received no later than 4:30 p.m., A.l.t., September 18, 1995.

ADDRESSES: Comments may be sent to Ronald J. Berg, Chief, Fisheries Management Division, Alaska Region, NMFS, P.O. Box 21668, Juneau, AK 99802, Attn. Lori Gravel, or be delivered

Mr. Shigeyoshi Aihara
Project Manager
Regulation and Compliance
Engineering Administration Department
Ichikoh Industries, Ltd.
80 Itado Ishehara City
Kanagawa Pref.
250-1192 Japan

Dear Mr. Aihara:

This is in reply to your letter of June 10, 1999, presented at a meeting with NHTSA representatives that day, asking for an interpretation of S5.1.2 of Federal Motor Vehicle Safety Standard No. 108. I am sorry that we were unable to provide you a response by July 6 as you requested in your letter of June 28 to Taylor Vinson of this Office.

Your company has developed a new rear turn signal lamp, consisting of an outer plastic lens, an inner cap, and an uncolored filament bulb. The color of the lens is "pale (light) pink color, and, this plastic material complies with the requirements of SAE J576c . . . excluding the color requirement." You tell us that the trichromaticity coordinates of the plastic material used in the outer lens do not fall within either the red or the white areas of the chromaticity chart of SAE J578c. However, when illuminated, the lamp provides an amber color that fall within the coordinates specified in SAE J578c. You have asked whether this design is acceptable under S5.1.2 relating to plastic materials used in optical parts of motor vehicle lighting devices.

Although this does not affect our answer to your question, please note, in Standard No. 108, that SAE Recommended Practice J576c of 1970 has been replaced by SAE J576 JUL91 as the applicable standard for plastic materials used in lighting devices. However, J578c remains the Federal standard for color.

We regret to inform you that this design is not acceptable. Although S1, *Scope*, of SAE J578c states that "The specification applies to the overall effective color of light emitted by the device," regardless of the color of its lens, both SAE J576 JUL91 and Standard No. 108 apply the color requirement to plastic components of lamps as well. S5.1.2(e) of Standard No. 108 requires the trichromatic coordinates of the plastic samples, tested according to that paragraph, to conform to the requirements of SAE J578c. Paragraphs 4.1 and 4.2.2 of SAE J576 JUL91 also require conformance of plastic samples to the chromaticity coordinate requirements of SAE J578c. This standard specifies color coordinates only for red, white, yellow (amber), green, and blue. Because the lens of your lamp does not meet any of the coordinates of SAE J578c, Standard No. 108 does not permit its use.

At the meeting, we noted that the inner lens was a greenish color. It, too, must comply with the color coordinate requirements of paragraphs 4.1 and 4.2.2 of SAE J576 JUL91.

At that time, you also asked if it were acceptable to use a plastic fabricated from the mix of two resins, each of which complied with the requirements of SAE J576. You cannot assume, when two complying resins are blended, that the resulting plastic will also comply with SAE J576 JUL91, and we recommend that you test the blended plastic to ensure that it meets all the specifications of S5.1.2 and SAE J576 JUL91. This would be the case whether it was the intent to create a new color, or whether the rejected molded parts are reground and plastics of differing compositions are mixed and recycled into newly-molded lamp lenses. As we said in the preamble to the 1995 final rule amending S5.1.2, "it is incumbent upon the vehicle or equipment manufacturer . . . not to change the composition of the plastics materials [obtained from the plastics manufacturer] in a manner that would cause it to be noncomplying." 60 FR 46066, copy enclosed.

Sincerely,
Frank Seales, Jr.
Chief Counsel
Enclosure
ref:108
d.8/27/99

Docket SVC-124
Std 108



U.S. Department
of Transportation
**National Highway
Traffic Safety
Administration**

MAR 27 2009

1200 New Jersey Avenue SE.
Washington, DC 20590

DEPT OF TRANSPORTATION
DOCKET

MAR 10 A 10 10

Mr. Kiminori Hyodo
Deputy General Manager, Regulation & Certification
Koito Manufacturing Co., Ltd.
4-8-3, Takanawa
Minato-Ku Tokyo
Japan

Dear Mr. Hyodo:

This responds to your letter, in which you ask about test requirements for plastic materials for use in lenses under Federal Motor Vehicle Safety Standard (FMVSS) No. 108, Lamps, Reflective Devices, and Associated Equipment. Specifically, you asked whether you could exclude the presence of metal particles contained within a plastic lens from the outdoor exposure test incorporated by reference into Standard No. 108. You also asked what the term "lens" means under S5.1.2 of FMVSS No. 108. Our responses are presented below.

By way of background, the National Highway Traffic Safety Administration (NHTSA) is authorized to issue FMVSSs that set performance requirements for new motor vehicles and items of motor vehicle equipment (see 49 U.S.C. Chapter 301). NHTSA does not provide approvals of motor vehicles or motor vehicle equipment. Instead, manufacturers are required to self-certify that their products conform to all applicable safety standards that are in effect on the date of manufacture. NHTSA selects a sampling of new vehicles and regulated equipment each year to determine their compliance with applicable FMVSSs. If our testing or examination reveals an apparent noncompliance, we may require the manufacturer to remedy the noncompliance, and may initiate an enforcement proceeding if necessary to ensure that the manufacturer takes appropriate action.

Do the metal particles need to be included in the "haze test?"

Your first question relates to the presence of a layer of metal particles on the lens. According to your letter, a process called "half-metalization" allows you to create a semitransparent metallic layer on your lens, between the lens and a protective coating. This half-metalized layer effectively reduces light transmission to about 30% of a non-metalized lens.

As you state in your letter, FMVSS No. 108 requires that optical parts be certified to comply with the testing procedures in SAE Recommended Practice J576 (JUL 91), "Plastic Materials for use in Optical Parts such as Lenses and Reflex Reflectors of Motor Vehicle Lighting Devices," incorporated by reference into paragraph S5.1.2 of the standard. Part of this practice specifies that materials be subject to a three year outdoor exposure test. Your specific question asked if you could exclude the presence of the metal particles from the three year exposure test. In asking this question, you state that metals are inorganic and do not excite plastics and also, since half-metalization is applied on the inner surface and protected by the coating, it would not be oxidized.

In responding to your question as to whether you can exclude the metal particles from the test, we note that each of this agency's safety standards specifies the test conditions and procedures that this agency will use to evaluate the performance of the vehicle or equipment being tested for compliance with the particular safety standard. NHTSA follows these specified test procedures and conditions when conducting its compliance testing.

Manufacturers are not required to test their products in the manner specified in the relevant safety standard, or even to test the product at all, as their basis for certifying that the product complies with all relevant standards. A manufacturer may choose any valid means of evaluating its products to determine whether the vehicle or equipment will comply with the safety standards when tested by the agency according to the procedures specified in the standard and to provide a basis for its certification of compliance.

If we tested this product, the outdoor exposure test would include the presence of the metal particles. There is nothing in FMVSS No. 108, including the relevant items incorporated by reference, that specifies excluding the particles. We also note that much like protective coatings, these particles have a substantial effect on the transparency and endurance of the lens, and we therefore believe they should be included as part of the lens in all relevant test requirements.

Definition of the term "lens"

Your second question concerned the definition of the term "lens" under S5.1.2 of FMVSS No. 108, and whether that definition would include a half-metalized area surrounding the effective projected luminous lens area. You stated that the non-metalized portion of the lens would meet all photometric requirements of the standard, and that it would be surrounded by a half-metalized portion of the lens, which would emit only a small amount of light for decorative purposes.

The term "lens," while not explicitly defined in Standard No. 108, is commonly understood within automotive lighting lamp applications as a component of a lamp that as installed allows light to pass through it. For the purposes of S5.1.2, all plastic portions of this component that allow light to pass through it are part of the "lens," subject to the haze test, including the half-metalized area that you state would emit a small amount of light.

Are the non-EPLLA portions of the lens subject to the S5.1.2 requirements?

You followed up your second question by asking, "when half-metalization is applied only to the part surrounding the effective projected luminous lens area, would it be excluded from [the] S5.1.2 requirement?" Our answer is no.

It is our opinion that all portions of the lens, including the half-metalized areas that only emit small amounts of light for decorative purposes, are subject to the requirements of S5.1.2, which specify haze and weathering requirements similar to those described in SAE Recommended Practice J576.

The language of S5.1.2 reads, "Plastic materials used for optical parts such as lenses and reflectors shall conform to [SAE J576]...." When testing plastic materials, however, the agency does not simply test a plastic plaque alone. Instead, the plastic plaque is tested with its coating, which frequently is necessary to protect the plastic from the effects of weathering. The coating on the plastic is an integral feature in protecting the plastic from moisture, ultraviolet light, and other agents.


You described your lens as having a semitransparent metallic layer between the lens and the coating. In addition to the effect this has on the transparency of that portion of the lens, it may also affect the weathering aspects. For example, if the metal layer affected the bonding of the coating to the plastic, it could have substantial affect on whether the lens could tolerate weathering.

Because, as described above, the lens is a single piece, if even a decorative, half-metalized portion of the lens were to fail the weathering requirements in S5.1.2, it could have a substantial affect on the entire lens. For example, moisture could enter the lens, affecting the non-metalized portion's transparency.

For these reasons, when testing the lens you described, the half-metalized portion of the lamp design described in your letter would be included as an item subject to the testing requirements of S5.1.2 of FMVSS No. 108.

If you have any further questions, please contact Ari Scott of my staff at (202) 366-2992.

Sincerely yours,



Stephen P. Wood
Acting Chief Counsel

SHIZUOKA WORKS
500, KITAWAKI
SHIMIZU-SHI, SHIZUOKA-KEN
JAPAN
TEL NO. 0543-45-2573
FAX NO. 0543-45-3437

KOITO MANUFACTURING CO., LTD.

MAKERS  CONTRACTORS
DEPT. OF TRANSPORTATION
ROCKETS

HEAD OFFICE
4-8-3, TAKANAWA
MINATO-KU TOKYO
JAPAN
TEL NO. 03-3443-7111
FAX NO. 03-3447-1520

12 October, 2007

U.S. Dept. of Transportation
NHTSA
Office of the Chief Counsel
400 seventh Street SW
Washington DC 20590

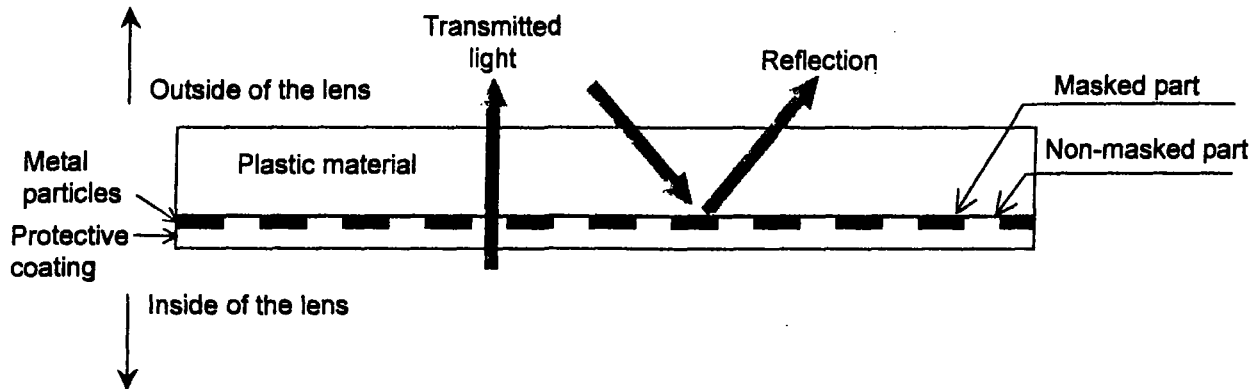
Request for Interpretation

Dear Mr. Anthony M. Cooke,

Koito would like to thank you in advance for your consideration of our request for an interpretation and clarification of the Federal Motor Vehicle Safety Standard (FMVSS) No.108 concerning the necessity of carrying out a 3-year outdoor exposure test in a certain combination of plastic and protective coating material with metal particles in between.

Description:

We are contemplating a new technique called "half-metalization (evapolization)", which is to be applied on the inner surface of a plastic lens of automotive lamps. "Half-metalization" is an expanded application of metal evaporation which is widely used for the surface treatment of lamp reflectors. In this new technique, careful conditioning of the metal density enables us to make a specular appearance of the lens surface, where the light transmission would be lowered to e.g. 30% of a non-metalized lens.



< Figure 1: Composition of half-metalization >

As you see in the figure above, in a microscopic view, the metal particles placed between the plastic and protective coating create partial maskings on the lens, whereas the light passes from the non-masked part only. However, when used in a lamp, this reduced transmission will be balanced out by other designing factors so that the lamp satisfies all the FMVSS108 requirements (e.g. photometric, color) applicable to it.

Question No.1: Can we exclude the presence of metal particles from the target of SAE J576 3-year outdoor exposure test?

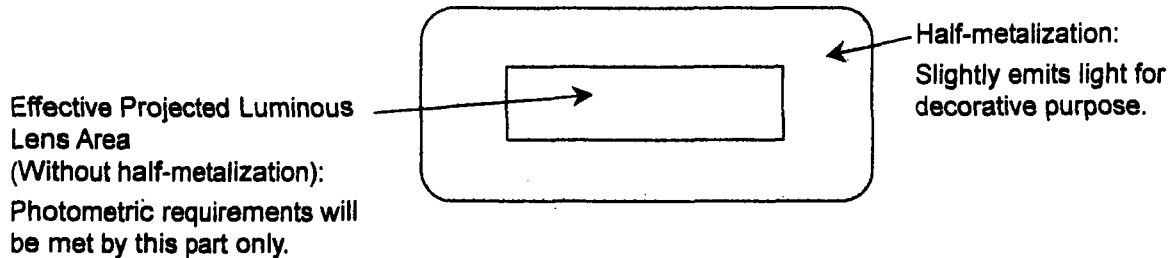
FMSSS 108 requires that plastic materials used for optical parts must be in compliance with SAE J576 JUL91 (S5.1.2.) including the 3-year outdoor exposure test. We basically understand that the target of 3-year outdoor exposure test (i.e. measurement of luminous transmittance, haze, and compliance with SAE J578 chromaticity and appearance requirement as required under S4.2 of SAE J576 JUL91) is a combination of plastic and coating, whereas if they comply with the 3-year outdoor exposure requirement, the metal particles on the lens (where the light does not pass) can be excluded from the test. In this case, however, the lamp using half-metalized lens must be designed to satisfy all the applicable requirements (e.g. photometric and color) required by FMVSS108.

Supporting this discussion, we can say that metals are inorganic and do not excite plastics. Also, since half-metalization is applied on the inner surface and protected by the coating, it would not be oxidized.

Question No.2: What the term "lens" means under S5.1.2. of FMVSS108?

S5.1.2. of FMVSS108 requires that plastic materials used for optical parts such as lenses and reflectors shall conform to SAE J576 JUL91. Does the term "lens" under S5.1.2. indicate the effective part of the lens (corresponding to the effective projected luminous lens area) only, or whole part of the lens?

In conjunction with above question, when half-metalization is applied only to the part surrounding the effective projected luminous lens area, would it be excluded from S5.1.2. requirement? (In this case, of course, photometric requirements will be met by the effective projected luminous lens area only, and the half-metalized part slightly emits light for decorative purpose.)



< Figure 2: Half-metalization outside EPLLA >

Koito Manufacturing thanks you in advance for your early confirmation on this matter.

Sincerely,

Kiminori Hyodo
Deputy General Manager, Regulation & Homologation
Koito Manufacturing Co., Ltd.

were amended in 2005. Reinstating the specific language in the regulations will therefore not increase the paperwork burden on those manufacturers.

H. Executive Order 13045

Executive Order 13045 applies to any rule that (1) is determined to be “economically significant” as defined under E.O. 12866, and (2) concerns an environmental, health, or safety risk that NHTSA has reason to believe may have a disproportionate effect on children. If the regulatory action meets both criteria, we must evaluate the environmental health or safety effects of the planned rule on children, and explain why the planned rule is preferable to other potentially effective and reasonably feasible alternatives considered by us. This rulemaking is not economically significant and does not concern an environmental, health, or safety risk.

I. National Technology Transfer and Advancement Act

Section 12(d) of the National Technology Transfer and Advancement Act of 1995 (NTTAA), Public Law 104–113, section 12(d) (15 U.S.C. 272) directs NHTSA to use voluntary consensus standards in its regulatory activities unless doing so would be inconsistent with applicable law or otherwise impractical. Voluntary consensus standards are technical standards (e.g., materials specifications, test methods, sampling procedures, and business practices) that are developed or adopted by voluntary consensus standards bodies, such as the Society of Automotive Engineers (SAE). The NTTAA directs the agency to provide Congress, through the OMB, with explanations when we decide not to use available and applicable voluntary consensus standards.

In this final rule, we are adding to 49 CFR 576.4(g)(5) the requirement that manufacturers include in the certification labels that they affix to certain types of motor vehicles a statement certifying that the vehicle conforms to all applicable FMVSS. This language was inadvertently omitted from the regulation in 2005 and we are adopting no substantive changes to the regulation nor do we propose any technical standards. For these reasons, Section 12(d) of the NTTAA would not apply.

J. Regulation Identifier Number (RIN)

The Department of Transportation assigns a regulation identifier number (RIN) to each regulatory action listed in the Unified Agenda of Federal Regulations. The Regulatory Information Service Center publishes the Unified

Agenda in April and October of each year. You may use the RIN contained in the heading at the beginning of this document to find this action in the Unified Agenda.

List of Subjects in 49 CFR Part 567

Labeling, Motor vehicle safety, Motor vehicles.

In consideration of the foregoing, Part 567, Certification, in Title 49 of the Code of Federal Regulations is amended as follows:

PART 567—CERTIFICATION

■ 1. The authority citation for part 567 is revised to read as follows:

Authority: 49 U.S.C. 322, 30111, 30115, 30117, 30166, 32502, 32504, 33101–33104, 33108, and 33109; delegation of authority at 49 CFR 1.95.

■ 2. Amend § 567.4 by adding paragraph (g)(5)(iv) to read as follows:

§ 567.4 Requirements for manufacturers of motor vehicles.

* * * * *

(g) * * *

(5) * * *

(iv) For all other vehicles, the statement: “This vehicle conforms to all applicable Federal motor vehicle safety standards in effect on the date of manufacture shown above.” The expression “U.S.” or “U.S.A.” may be inserted before the word “Federal”.

* * * * *

Issued on: November 28, 2012.

Daniel C. Smith,

Senior Associate Administrator for Vehicle Safety.

[FR Doc. 2012–29132 Filed 12–3–12; 8:45 am]

BILLING CODE 4910–59–P

DEPARTMENT OF TRANSPORTATION

National Highway Traffic Safety Administration

49 CFR Part 571

[Docket No. NHTSA–2012–0171]

RIN 2127–AK99

Federal Motor Vehicle Safety Standards; Lamps, Reflective Devices, and Associated Equipment

AGENCY: National Highway Traffic Safety Administration (NHTSA), Department of Transportation (DOT).

ACTION: Final rule.

SUMMARY: NHTSA is amending the Federal motor vehicle safety standard (FMVSS) on lamps, reflective devices, and associated equipment to restore the

blue and green color boundaries that were removed when the agency published a final rule reorganizing that standard on December 4, 2007.

DATES: *Effective date:* December 4, 2012.

Petitions for reconsideration: Petitions for reconsideration of this final rule must be received not later than January 18, 2013.

ADDRESSES: Any petitions for reconsideration should refer to the docket number of this document and be submitted to: Administrator, National Highway Traffic Safety Administration, 1200 New Jersey Avenue SE, West Building, Ground Floor, Docket Room W12–140, Washington, DC 20590.

FOR FURTHER INFORMATION CONTACT: For technical issues: Ms. Marisol Medri, Office of Crash Avoidance Standards, NHTSA, 1200 New Jersey Avenue SE, West Building, Washington, DC 20590 (Telephone: (202) 366–6987) (Fax: (202) 366–7002).

For legal issues: Mr. Thomas Healy, Office of the Chief Counsel, NHTSA, 1200 New Jersey Avenue SE, West Building, Washington, DC 20590 (Telephone: (202) 366–2992) (Fax: (202) 366–3820).

SUPPLEMENTARY INFORMATION:

I. Background

FMVSS No. 108, *Lamps, Reflective Devices and Associated Equipment*, has been in existence since 1968. The standard had been amended on an *ad hoc* basis over time resulting in a patchwork organization of the standard. NHTSA published a final rule on December 4, 2007,¹ amending FMVSS No. 108 by reorganizing the regulatory text so that it provides a more straightforward and logical presentation of the applicable regulatory requirements; incorporating important agency interpretations of the existing requirements; and reducing reliance on third-party documents incorporated by reference. The preamble of the final rule stated that the rewrite of FMVSS No. 108 was administrative in nature and would have no impact on the substantive requirements of the standard. The December 4, 2007 final rule made several changes to the proposal contained in the Notice of Proposed Rulemaking for that rule including removing the blue and green color boundary requirements from paragraph S14.4.1.3.2 and eliminating references to three additional SAE documents.

¹ 72 FR 68234, (Dec. 4, 2007). The agency published the Notice of Proposed Rulemaking proposing to reorganize the standard on December 30, 2005. 70 FR 77454, (Dec. 30, 2005).

SABIC Innovative Plastics US LLC (SABIC-IP) sent a letter to NHTSA on August 11, 2008, after the final rule comment period was over. In this letter, SABIC-IP stated that the agency did not allow for public comment when it made the decision to remove the blue and green color boundaries from the standard. SABIC-IP further stated that in removing the blue and green color boundaries from paragraph S14.4.1.3.2, the agency substantively changed the requirements of FMVSS No. 108 during the rewrite process. On July 13, 2011, NHTSA published a NPRM² initiating this rulemaking to replace the color boundaries that were removed during the administrative rewrite of the standard.

In the NPRM, the agency explained that while neither blue nor green are directly permitted by the standard, it is possible to use these color boundaries to certify a material to the outdoor exposure test. Once individually certified to the three year outdoor exposure test, the blue and clear material could be mixed to produce a clear material with a blue tint, which could then be used in a lamp lens provided the lamp itself emits light within the white color boundary. Under the standard, the mixed material can be certified to the outdoor exposure test without an additional three years of testing. The pre-rewrite version of the standard contained two tests for determining compliance with the color requirements in the standard, the Visual Method or the Tristimulus Method. The blue and green color boundary definitions that were removed are part of the color requirements of the Tristimulus method procedure. The NPRM proposed to amend FMVSS No. 108 to restore the color boundary definitions for green, restricted blue and signal blue so that the requirements of the rewrite coincide with those of the old standard.

II. Public Comments on NPRM

NHTSA received four public comments in response to the Notice of Proposed Rulemaking for this rulemaking.³ All of the comments supported reinstating the color boundary definitions for green, restricted blue and signal blue to FMVSS No. 108.

The Alliance of Automobile Manufacturers (the "Alliance") supported the rulemaking but stated that the agency omitted the color

requirements for green and blue when tested according to the visual method. The Alliance claimed that these requirements from SAE J578c *Color Specification for Electric Signal Lighting Devices*, (FEB 1977) (the third party standard from which the color boundaries were derived) were incorporated into the NPRM proposing the reorganization of the standard but were not incorporated into the December 4, 2007 Final Rule. The Alliance recommended that these requirements be reinstated into the standard as sections 14.4.1.3.2.4 and 14.4.1.3.2.5.

SABIC-IP submitted a comment urging the agency to restore the green and blue color boundaries to FMVSS No. 108. SABIC-IP also requested that the agency clarify that polymers and additives would not have to be retested to the three year outdoor exposure test after the effective date of the administrative rewrite before being combined to create new materials. SABIC-IP stated that the rewrite of the standard creates ambiguity as to whether combinations of individually certified materials can continue to be mixed to create new material and then certified to the outdoor exposure test without an additional three years of testing as was permitted under the pre-rewrite version of the standard. SABIC-IP requested that NHTSA amend paragraph S14.4.2.2.2 to state that materials and additives used in plastics could be changed without outdoor exposure testing if the materials had previously been tested to FMVSS No. 108 and found to meet the requirements. Paragraph S14.4.2.2.2 currently states that materials and additives used in plastics can be changed without outdoor exposure testing if the materials have previously been tested to "this section" and found to meet the requirements. SABIC-IP believes that it is possible to interpret the use of the words "this section" in paragraph S14.4.2.2.2 to require that materials be retested to the outdoor exposure test in the new paragraph S14.4.2.2.2, published in December 2007, before they can be used to create new materials. SABIC-IP stated that this interpretation would go against the stated goal of the rewrite of the standard to refrain from making any substantive change to the requirements.

SABIC-IP also asked the agency to clarify that the lower concentration of additive of previously tested materials used to create a new material according to S14.4.2.2.2 paragraph can be represented by a composition of zero.

III. Agency Decision

Since it was not the agency's intention to create any substantive modifications to the standard, we have decided to amend FMVSS No. 108 to add the color boundary definitions for green, restricted blue and signal blue to the Tristimulus method procedure as proposed in the NPRM and to include the two missing color requirements from the visual method procedure so that the requirements of the rewrite coincide with those of the old standard.

We have decided not to amend paragraph S14.4.2.2.2 of FMVSS No. 108 as requested by SABIC-IP over the course of the rewrite rulemaking. We attempted, where ever possible, to avoid changes to the language of the standard. We note that the phrase "this section" refers to the requirements of paragraph S14.4.2.2 in general, not to a specific version of the standard. Thus, so long as the additives and polymers have previously been tested to and found to comply with the same substantive requirements as they appear in FMVSS No. 108, they can be added to create new materials without additional outdoor exposure testing. However, if the requirements of S14.4.2.2 were changed, previously tested additives and polymers would no longer have been tested to "this section" and would have to be retested to the outdoor exposure test before being used to create new materials under paragraph S14.4.2.2.2.

The agency will respond to SABIC-IP's comment about the lower concentration of additive used to create new materials being represented by a composition of zero in a letter of interpretation from the NHTSA Office of Chief Counsel.

IV. Effective Date

The National Highway and Motor Vehicle Safety Act states that an FMVSS issued by NHTSA cannot become effective before 180 days after the standard is issued unless the agency makes a good cause finding that a different effective date is in the public interest. Additionally, the Administrative Procedure Act (5 U.S.C. 553(d)) requires that a rule be published 30 days prior to its effective date unless one of three exceptions applies. One of these exceptions is when the agency finds good cause for a shorter period. We have determined that it is in the public interest for this final rule to have an immediate effective date so that the effective date of this final rule coincides as closely as possible with the effective date of the 2007 rewrite of the standard. An effective date for this final rule that

² 76 FR 41181. (July 13, 2011).

³ The Alliance of Automobile Manufacturers, SABIC-IP and two private individuals submitted comments in response to the NPRM.

closely coincides with the 2007 rewrite of the standard will ensure that the requirements of FMVSS No. 108 remain consistent so as to avoid unnecessary changes in the requirements of the standard that would force regulated parties to change their compliance strategies, potentially imposing costs on manufacturers while not improving safety.

V. Regulatory Notices and Analyses

A. Executive Order 12866, Executive Order 13563, and DOT Regulatory Policies and Procedures

NHTSA has considered the impact of this rulemaking action under Executive Order 12866, Executive Order 13563, and the DOT's regulatory policies and procedures. This final rule was not reviewed by the Office of Management and Budget (OMB) under E.O. 12866, "Regulatory Planning and Review." It is not considered to be significant under E.O. 12866 or the Department's regulatory policies and procedures.

This Final Rule restores existing requirements to the standard thereby maintaining flexibility in compliance for manufacturers who choose to use these colors to certify materials to the outdoor exposure test. Because this Final Rule merely restores existing requirements it is not expected to have any costs. The agency expects some minor unquantifiable benefits to manufacturers due to the continued availability of the green and blue color boundaries to certify to the outdoor exposure test. Because there are not any costs associated with this rulemaking and only minor unquantifiable benefits, we have not prepared a separate economic analysis for this rulemaking.

B. Executive Order 13609: Promoting International Regulatory Cooperation

The policy statement in section 1 of Executive Order 13609 provides, in part:

The regulatory approaches taken by foreign governments may differ from those taken by U.S. regulatory agencies to address similar issues. In some cases, the differences between the regulatory approaches of U.S. agencies and those of their foreign counterparts might not be necessary and might impair the ability of American businesses to export and compete internationally. In meeting shared challenges involving health, safety, labor, security, environmental, and other issues, international regulatory cooperation can identify approaches that are at least as protective as those that are or would be adopted in the absence of such cooperation. International regulatory cooperation can also reduce, eliminate, or prevent unnecessary differences in regulatory requirements.

NHTSA is not aware of any conflicting regulatory approach taken by a foreign

government concerning the subject matter of this rulemaking.

C. Regulatory Flexibility Act

In compliance with the Regulatory Flexibility Act, 5 U.S.C. 601 *et seq.*, NHTSA has evaluated the effects of this action on small entities. I hereby certify that this rule would not have a significant impact on a substantial number of small entities. The final rule would affect manufacturers of motor vehicle light equipment, but the entities that qualify as small businesses would not be significantly affected by this rulemaking because the agency is restoring requirements that previously existed in an older version of the regulation. This rulemaking is not expected to affect the cost of manufacturing motor vehicle lighting equipment.

D. Executive Order 13132

NHTSA has examined today's rule pursuant to Executive Order 13132 (64 FR 43255, August 10, 1999) and concluded that no additional consultation with States, local governments or their representatives is mandated beyond the rulemaking process. The agency has concluded that the rulemaking would not have sufficient federalism implications to warrant consultation with State and local officials or the preparation of a federalism summary impact statement. The final rule would not have "substantial direct effects on the States, on the relationship between the national government and the States, or on the distribution of power and responsibilities among the various levels of government."

NHTSA rules can preempt in two ways. First, the National Traffic and Motor Vehicle Safety Act contains an express preemption provision: "When a motor vehicle safety standard is in effect under this chapter, a State or a political subdivision of a State may prescribe or continue in effect a standard applicable to the same aspect of performance of a motor vehicle or motor vehicle equipment only if the standard is identical to the standard prescribed under this chapter." 49 U.S.C. 30103(b)(1). It is this statutory command by Congress that preempts any non-identical State legislative and administrative law addressing the same aspect of performance.

The express preemption provision set forth above is subject to a savings clause under which "[c]ompliance with a motor vehicle safety standard prescribed under this chapter does not exempt a person from liability at common law." 49 U.S.C. 30103(e) Pursuant to this

provision, State common law tort causes of action against motor vehicle manufacturers that might otherwise be preempted by the express preemption provision are generally preserved. However, the Supreme Court has recognized the possibility, in some instances, of implied preemption of such State common law tort causes of action by virtue of NHTSA's rules, even if not expressly preempted. This second way that NHTSA rules can preempt is dependent upon there being an actual conflict between an FMVSS and the higher standard that would effectively be imposed on motor vehicle manufacturers if someone obtained a State common law tort judgment against the manufacturer, notwithstanding the manufacturer's compliance with the NHTSA standard. Because most NHTSA standards established by an FMVSS are minimum standards, a State common law tort cause of action that seeks to impose a higher standard on motor vehicle manufacturers will generally not be preempted. However, if and when such a conflict does exist—for example, when the standard at issue is both a minimum and a maximum standard—the State common law tort cause of action is impliedly preempted. See *Geier v. American Honda Motor Co.*, 529 U.S. 861 (2000).

Pursuant to Executive Order 13132 and 12988, NHTSA has considered whether this rule could or should preempt State common law causes of action. The agency's ability to announce its conclusion regarding the preemptive effect of one of its rules reduces the likelihood that preemption will be an issue in any subsequent tort litigation.

To this end, the agency has examined the nature (e.g., the language and structure of the regulatory text) and objectives of today's rule and finds that this rule, like many NHTSA rules, prescribes only a minimum safety standard. As such, NHTSA does not intend that this rule preempt state tort law that would effectively impose a higher standard on motor vehicle manufacturers than that established by today's rule. Establishment of a higher standard by means of State tort law would not conflict with the minimum standard announced here. Without any conflict, there could not be any implied preemption of a State common law tort cause of action.

E. National Environmental Policy Act

NHTSA has analyzed this final rule for the purposes of the National Environmental Policy Act. The agency has determined that implementation of this action would not have any

significant impact on the quality of the human environment.

F. Paperwork Reduction Act

Under the procedures established by the Paperwork Reduction Act of 1995, a person is not required to respond to a collection of information by a Federal agency unless the collection displays a valid OMB control number. This final rule would not establish any new information collection requirements.

G. National Technology Transfer and Advancement Act

Under the National Technology Transfer and Advancement Act of 1995 (NTTAA) (Public Law 104-113), "all Federal agencies and departments shall use technical standards that are developed or adopted by voluntary consensus standards bodies, using such technical standards as a means to carry out policy objectives or activities determined by the agencies and departments." This Final Rule would not adopt or reference any new industry or consensus standards that were not already present in FMVSS No. 108.

H. Civil Justice Reform

With respect to the review of the promulgation of a new regulation, section 3(b) of Executive Order 12988, "Civil Justice Reform" (61 FR 4729, February 7, 1996) requires that Executive agencies make every reasonable effort to ensure that the regulation: (1) Clearly specifies the preemptive effect; (2) clearly specifies the effect on existing Federal law or regulation; (3) provides a clear legal standard for affected conduct, while promoting simplification and burden reduction; (4) clearly specifies the retroactive effect, if any; (5) adequately defines key terms; and (6) addresses other important issues affecting clarity and general draftsmanship under any guidelines issued by the Attorney General. This document is consistent with that requirement.

Pursuant to this Order, NHTSA notes as follows. The preemptive effect of this final rule is discussed above. NHTSA notes further that there is no requirement that individuals submit a petition for reconsideration or pursue other administrative proceeding before they may file suit in court.

I. Unfunded Mandates Reform Act

The Unfunded Mandates Reform Act of 1995 requires agencies to prepare a written assessment of the costs, benefits and other effects of proposed or final rules that include a Federal mandate likely to result in the expenditure by State, local or tribal governments, in the

aggregate, or by the private sector, of more than \$100 million annually (adjusted for inflation with base year of 1995). This final rule would not result in expenditures by State, local or tribal governments, in the aggregate, or by the private sector in excess of \$100 million annually.

J. Executive Order 13211

Executive Order 13211 (66 FR 28355, May 18, 2001) applies to any rulemaking that: (1) Is determined to be economically significant as defined under E.O. 12866, and is likely to have a significantly adverse effect on the supply of, distribution of, or use of energy; or (2) that is designated by the Administrator of the Office of Information and Regulatory Affairs as a significant energy action. This rulemaking is not subject to E.O. 13211.

K. Regulation Identifier Number (RIN)

The Department of Transportation assigns a regulation identifier number (RIN) to each regulatory action listed in the Unified Agenda of Federal Regulations. The Regulatory Information Service Center publishes the Unified Agenda in April and October of each year. You may use the RIN contained in the heading at the beginning of this document to find this action in the Unified Agenda.

L. Privacy Act

Anyone is able to search the electronic form of all comments received into any of our dockets by the name of the individual submitting the comment (or signing the comment, if submitted on behalf of an association, business, labor union, etc.). You may review DOT's complete Privacy Act Statement in the **Federal Register** published on April 11, 2000 (70 FR 19477-19478).

List of Subjects in 49 CFR Part 571

Imports, Motor vehicle safety, Motor vehicles, and Tires.

In consideration of the foregoing, NHTSA amends 49 CFR part 571 as set forth below.

PART 571—FEDERAL MOTOR VEHICLE SAFETY STANDARDS

■ 1. The authority citation for Part 571 continues to read as follows:

Authority: 49 U.S.C. 322, 30111, 30115, 30117 and 30166; delegation of authority at 49 CFR 1.50.

■ 2. Section 571.108 is amended by adding paragraphs S14.4.1.3.2.4, S14.4.1.3.2.5, S14.4.1.4.2.4, S14.4.1.4.2.5, and S14.4.1.4.2.6 to read as follows:

§ 571.108 Standard No.108; Lamps, reflective devices, and associated equipment.

* * * * *

S14.4.1.3.2.4 Green. Green is not acceptable if it is less saturated (paler), yellower, or bluer than the limit standards.

S14.4.1.3.2.5 Blue. Blue is not acceptable if it is less saturated (paler), greener, or redder than the limit standards.

* * * * *

S14.4.1.4.2.4 Green. The color of light emitted must fall within the following boundaries:

$y = 0.73 - 0.73x$ (yellow boundary)
 $x = 0.63y - 0.04$ (white boundary)
 $y = 0.50 - 0.50x$ (blue boundary)

S14.4.1.4.2.5 Restricted Blue. The color of light emitted must fall within the following boundaries:

$y = 0.07 + 0.81x$ (green boundary)
 $x = 0.40 - y$ (white boundary)
 $x = 0.13 + 0.60y$ (violet boundary)

S14.4.1.4.2.6 Signal Blue. The color of light emitted must fall within the following boundaries:

$y = 0.32$ (green boundary)
 $x = 0.16$ (white boundary)
 $x = 0.40 - y$ (white boundary)
 $x = 0.13 + 0.60y$ (violet boundary)

* * * * *

Issued on: November 28, 2012.

David L. Strickland,
Administrator.

[FR Doc. 2012-29284 Filed 12-3-12; 8:45 am]

BILLING CODE 4910-59-P

DEPARTMENT OF COMMERCE

National Oceanic and Atmospheric Administration

50 CFR Part 648

[Docket No. 120321209-2643-02]

RIN 0648-BC08

Fisheries of the Northeastern United States; Atlantic Mackerel, Squid, and Butterfish Fisheries; Framework Adjustment 5

AGENCY: National Marine Fisheries Service (NMFS), National Oceanic and Atmospheric Administration (NOAA), Commerce.

ACTION: Final rule.

SUMMARY: NMFS is broadening the scope of individuals and entities approved to complete vessel fish hold capacity certifications for vessels issued Tier 1 and 2 limited access Atlantic mackerel permits under the Atlantic

List of Subjects in 48 CFR Parts 2, 11, 23, and 52

Government procurement.

Dated: July 6, 2011.

Laura Auletta,

Acting Director, Office of Governmentwide Acquisition Policy, Office of Acquisition Policy.

Therefore, DoD, GSA, and NASA propose amending 48 CFR parts 2, 11, 23, and 52 as set forth below:

1. The authority citation for 48 CFR parts 2, 11, 23, and 52 continues to read as follows:

Authority: 40 U.S.C. 121(c); 10 U.S.C. chapter 137; and 42 U.S.C. 2473(c).

PART 2—DEFINITIONS OF WORDS AND TERMS**§ 2.101 [Amended]**

2. Amend section 2.101 by removing from paragraph (b)(2), in the definition “biobased product”, the words “(including plant, animal, and marine materials) or” and adding “and” in its place.

PART 11—DESCRIBING AGENCY NEEDS

3. Amend section 11.302 by revising paragraph (c)(2) to read as follows:

§ 11.302 Policy.

* * * * *

(c) * * *

(2) For biobased products, agencies may not require, as a condition of purchase of such products, the vendor or manufacturer to provide more data than would typically be provided by other business entities offering products for sale to the agency, other than data confirming the biobased content of a product (see 7 CFR 2902.8).

PART 23—ENVIRONMENT, ENERGY AND WATER EFFICIENCY, RENEWABLE ENERGY TECHNOLOGIES, OCCUPATIONAL SAFETY, AND DRUG-FREE WORKPLACE**§ 23.404 [Amended]**

4. Amend section 23.404 by removing from paragraph (e)(1) the words “(including plant, animal, and marine materials)”.

5. Amend section 23.405 by revising paragraph (a)(2) and adding (a)(3) to read as follows:

§ 23.405 Procedures.

(a) * * *

(2) *Biobased products.* Contracting officers should refer to USDA’s list of USDA-designated items (available through the Internet at [http://](http://www.biopreferred.gov)

www.biopreferred.gov) and to their agencies’ affirmative procurement program when purchasing supplies that contain biobased material or when purchasing services that could include supplies that contain biobased material.

(3) When acquiring recovered material or biobased products, the contracting officer may request information or data on such products, including on the recycled or biobased content or related standards of the products (see 11.302(c)).

* * * * *

§ 23.406 [Amended]

6. Amend section 23.406 by removing from paragraph (b) “<http://www.usda.gov/biopreferred>” and adding “<http://www.biopreferred.gov>” in its place.

PART 52—SOLICITATION PROVISIONS AND CONTRACT CLAUSES

7. Amend section 52.223–2 by—

a. Revising the date of the clause;

b. Removing from paragraph (b) “<http://www.usda.gov/biopreferred>” and adding <http://www.biopreferred.gov> in its place; and

c. Adding paragraphs (c) and (d) to read as follows:

52.223–2 Affirmative Procurement of Biobased Products Under Service and Construction Contracts

* * * * *

Affirmative Procurement of Biobased Products Under Service and Construction Contracts (Date)

* * * * *

(c) In the performance of this contract, the Contractor shall—

(1) Report to the cognizant Contracting Officer and the agency environmental manager on the product types and dollar value of any USDA-designated biobased products purchased by the Contractor during the previous year, between October 1 and September 30, in this contract;

(2) Submit this report no later than—

(i) October 31 of each year during contract performance; and

(ii) At the end of contract performance; and
(iii) Contact the cognizant environmental manager to obtain the preferred submittal format, if that format is not specified in this contract.

(d) The cognizant environmental manager for this contract is: _____.

[Contracting Officer shall insert full name, phone number, and email address or Web site for reporting.]

[FR Doc. 2011–17453 Filed 7–12–11; 8:45 am]

BILLING CODE 6820–EP–P

DEPARTMENT OF TRANSPORTATION**National Highway Traffic Safety Administration****49 CFR Part 571**

[Docket No. NHTSA–2011–0101]

RIN 2127–AK99

Federal Motor Vehicle Safety Standards; Lamps, Reflective Devices, and Associated Equipment

AGENCY: Department of Transportation (DOT), National Highway Traffic Safety Administration (NHTSA).

ACTION: Notice of proposed rulemaking (NPRM).

SUMMARY: NHTSA is proposing to restore the blue and green color boundaries to Federal Motor Vehicle Safety Standard (FMVSS) No. 108, *Lamps, Reflective Devices and Associated Equipment*, that were removed when the agency published a final rule reorganizing the standard on December 4, 2007.

DATES: Comments to this proposal must be received on or before September 12, 2011.

ADDRESSES: You may submit comments, identified by the docket number in the heading of this document, by any of the following methods:

- *Federal eRulemaking Portal:* Go to <http://www.regulations.gov>. Follow the instructions for submitting comments on the electronic docket site by clicking on “Help” or “FAQ.”

- *Mail:* Docket Management Facility, M–30, U.S. Department of Transportation, 1200 New Jersey Avenue, SE., West Building, Ground Floor, Room W12–140, Washington, DC 20590.

- *Hand Delivery:* U.S. Department of Transportation, 1200 New Jersey Avenue, SE., West Building, Ground Floor, Room W12–140, between 9 a.m. and 5 p.m. Eastern Time, Monday through Friday, except Federal holidays.

- *Fax:* 202–493–2251.

Regardless of how you submit comments, you should mention the docket number of this document.

You may call the Docket Management Facility at 202–366–9826.

Instructions: For detailed instructions on submitting comments and additional information on the rulemaking process, see the Public Participation heading of the Supplementary Information section of this document. Note that all comments received will be posted without change to <http://www.regulations.gov>, including any personal information provided.

Privacy Act: Anyone is able to search the electronic form of all comments received into any of our dockets by the name of the individual submitting the comment (or signing the comment, if submitted on behalf of an association, business, labor union, *etc.*). You may review DOT's complete Privacy Act Statement in the **Federal Register** published on April 11, 2000 (65 FR 19477–78) or you may visit <http://www.dot.gov/privacy.html>.

Docket: For access to the docket to read background documents or comments received, go to <http://www.regulations.gov>, or the street address listed above. Follow the online instructions for accessing the dockets.

FOR FURTHER INFORMATION CONTACT: For technical issues: Mr. Markus Price, Office of Crash Avoidance Standards, NHTSA, 1200 New Jersey Avenue, SE., West Building, Washington, DC 20590 (Telephone: (202) 366–0098) (Fax: (202) 366–7002).

For legal issues: Mr. Thomas Healy, Office of the Chief Counsel, NHTSA, 1200 New Jersey Avenue, SE., West Building, Washington, DC 20590 (Telephone: (202) 366–2992) (Fax: (202) 366–3820).

SUPPLEMENTARY INFORMATION:

I. Background

NHTSA published a NPRM on December 30, 2005¹ to reorganize FMVSS No. 108 and improve the clarity of the standard's requirements thereby increasing its utility for regulated parties. It was the agency's goal during the rewrite process to make no substantive changes to the requirements of the standard.

FMVSS No. 108 has been in existence since 1968. The standard had been amended on an *ad hoc* basis over time resulting in a patchwork organization of the standard. Regulated parties had stated that the standard was difficult to interpret because of its organization. In response to these concerns the agency sought to rewrite the standard to make it more understandable by adopting a simplified numbering scheme, to improve organization by grouping related materials in a more logical and consistent sequence, and to reduce the certification burden of regulated parties who previously needed to review a few dozen third-party documents. The agency issued the December 30, 2005, NPRM in an attempt to address these concerns.

Based on the comments received in response to the NPRM, NHTSA published a final rule on December 4,

2007,² amending FMVSS No. 108 by reorganizing the regulatory text so that it provides a more straightforward and logical presentation of the applicable regulatory requirements; incorporating important agency interpretations of the existing requirements; and reducing reliance on third-party documents incorporated by reference. The preamble of the final rule again stated that the rewrite of FMVSS No. 108 was administrative in nature and would have no impact on the substantive requirements of the standard. The final rule made several changes to the proposal contained in the NPRM including removing the blue and green color boundary requirements from paragraph S14.4.1.3.2.

On August 11, 2008, SABIC Innovative Plastics sent a letter to NHTSA claiming that the agency did not allow for public comment when it made the decision to remove the blue and green color boundaries from the standard. SABIC further argued that in removing the blue and green color boundaries from paragraph S14.4.1.3.2, the agency substantively changed the requirements of FMVSS No. 108 during the rewrite process.

II. Green and Blue Color Boundaries

Previous to the rewrite of the standard, paragraph S5.1.5 of FMVSS No. 108 required that the color of all lamps required by the standard comply with SAE J578c, *Color Specification for Electric Signal Lighting Devices*, (FEB 1977). SAE J578c contained color boundary definitions for red, yellow, white, green, restricted blue, and signal blue light. The NPRM included the boundary definition for the colors blue and green, but left out restricted blue. In the final rule the agency removed the color boundary definitions for green and blue from paragraph S14.4.1.3.2, retaining only the definitions for the red, yellow, and white color boundaries.

The agency is aware that, although neither blue nor green are directly used within the standard, it is possible to use these color boundaries to certify a material to the outdoor exposure test located in the paragraphs of S14.4.2.2. Prior to the reorganization final rule, a manufacturer could separately certify both a clear (white) material and a blue material to the haze test. The blue material alone could not be used in a lamp because the lamp itself would not emit the color of light required by the standard (only white, amber, and red lights are permitted). Once individually certified to the three year haze test, however, the blue and clear material

could be mixed to produce a clear material with a blue tint, which could then be used in a lamp lens provided the lamp itself emits light within the white color boundary. Under the standard, the mixed material can be certified to the haze test without an additional three years of testing.

The agency recognizes that removing the color definitions for blue and green creates a substantive change to the requirements of FMVSS No. 108. Since it was not the agency's intention to create any substantive modifications to the standard, as stated in the NPRM and preamble of the final rule, the agency is proposing to amend FMVSS No. 108 to add color boundary definitions for green, restricted blue and signal blue so that the requirements of the rewrite coincide with those of the old standard. Further, the agency notes that these additional color boundary definitions have no impact on color that any lamp must emit. The agency is not proposing to change the color requirements for any lamp mandated by FMVSS No. 108.

III. Costs, Benefits, and the Proposed Compliance Date

Because this proposal only restores an existing requirement to the standard, the agency does not anticipate that there would be any costs or benefits associated with this rulemaking action. Accordingly, the agency did not conduct a separate economic analysis for this rulemaking.

The agency proposes an effective date of December 1, 2012, should a final rule be issued, to coincide with the effective date of the FMVSS No. 108 administrative rewrite.

IV. Public Participation

How do I prepare and submit comments?

Your comments must be written and in English. To ensure that your comments are correctly filed in the Docket, please include the docket number of this document in your comments. Your comments must not be more than 15 pages long.³ We established this limit to encourage you to write your primary comments in a concise fashion. However, you may attach necessary additional documents to your comments. There is no limit on the length of the attachments.

Please submit your comments by any of the following methods:

- *Federal eRulemaking Portal:* go to <http://www.regulations.gov>. Follow the instructions for submitting comments on the electronic docket site by clicking on "Help" or "FAQ."

¹ 70 FR 77454, (Dec. 30, 2005).

² 72 FR 68234, (Dec. 4, 2007).

³ See 49 CFR 553.21.

- *Mail:* Docket Management Facility, M-30, U.S. Department of Transportation, West Building, Ground Floor, Rm. W12-140, 1200 New Jersey Avenue, SE., Washington, DC 20590.

- *Hand Delivery or Courier:* West Building Ground Floor, Room W12-140, 1200 New Jersey Avenue, SE., between 9 a.m. and 5 p.m. Eastern Time, Monday through Friday, except Federal holidays.

- *Fax:* (202) 493-2251.

If you are submitting comments electronically as a PDF (Adobe) file, we ask that the documents submitted be scanned using an Optical Character Recognition (OCR) process, thus allowing the agency to search and copy certain portions of your submissions.⁴

Please note that pursuant to the Data Quality Act, in order for substantive data to be relied upon and used by the agency, it must meet the information quality standards set forth in the Office of Management and Budget (OMB) and DOT Data Quality Act guidelines. Accordingly, we encourage you to consult the guidelines in preparing your comments. OMB's guidelines may be accessed at <http://www.whitehouse.gov/omb/fedreg/reproducible.html>. DOT's guidelines may be accessed at <http://dmses.dot.gov/submit/DataQualityGuidelines.pdf>.

How can I be sure that my comments were received?

If you submit your comments by mail and wish Docket Management to notify you upon its receipt of your comments, enclose a self-addressed, stamped postcard in the envelope containing your comments. Upon receiving your comments, Docket Management will return the postcard by mail.

How do I submit confidential business information?

If you wish to submit any information under a claim of confidentiality, you should submit three copies of your complete submission, including the information you claim to be confidential business information, to the Chief Counsel, NHTSA, at the address given above under **FOR FURTHER INFORMATION CONTACT**. When you send a comment containing information claimed to be confidential business information, you should include a cover letter setting forth the information specified in our confidential business information regulation.⁵

In addition, you should submit a copy, from which you have deleted the

claimed confidential business information, to the Docket by one of the methods set forth above.

Will the agency consider late comments?

We will consider all comments received before the close of business on the comment closing date indicated above under **DATES**. To the extent possible, we will also consider comments received after that date. Therefore, if interested persons believe that any new information the agency places in the docket affects their comments, they may submit comments after the closing date concerning how the agency should consider that information for the final rule.

If a comment is received too late for us to consider in developing a final rule (assuming that one is issued), we will consider that comment as an informal suggestion for future rulemaking action.

How can I read the comments submitted by other people?

You may read the materials placed in the docket for this document (e.g., the comments submitted in response to this document by other interested persons) at any time by going to <http://www.regulations.gov>. Follow the online instructions for accessing the dockets. You may also read the materials at the Docket Management Facility by going to the street address given above under **ADDRESSES**. The Docket Management Facility is open between 9 a.m. and 5 p.m. Eastern Time, Monday through Friday, except Federal holidays.

V. Regulatory Notices and Analyses

A. Executive Order 12866, Executive Order 13563, and DOT Regulatory Policies and Procedures

NHTSA has considered the impact of this rulemaking action under Executive Order 12866, Executive Order 13563, and the Department of Transportation's regulatory policies and procedures. This rulemaking document was not reviewed by the Office of Management and Budget under E.O. 12866, "Regulatory Planning and Review." It is not considered to be significant under E.O. 12866 or the Department's regulatory policies and procedures.

B. National Environmental Policy Act

We have reviewed this proposal for the purposes of the National Environmental Policy Act and determined that it would not have a significant impact on the quality of the human environment.

C. Regulatory Flexibility Act

Pursuant to the Regulatory Flexibility Act (5 U.S.C. 601 *et seq.*, as amended by the Small Business Regulatory Enforcement Fairness Act (SBREFA) of 1996), whenever an agency is required to publish a notice of rulemaking for any proposed or final rule, it must prepare and make available for public comment a regulatory flexibility analysis that describes the effect of the rule on small entities (*i.e.*, small businesses, small organizations, and small governmental jurisdictions). The Small Business Administration's regulations at 13 CFR part 121 define a small business, in part, as a business entity "which operates primarily within the United States." 13 CFR 121.105(a). No regulatory flexibility analysis is required if the head of an agency certifies the rule will not have a significant economic impact on a substantial number of small entities.

NHTSA has considered the effects of the proposed rule under the Regulatory Flexibility Act. I certify that this proposed rule would not have a significant economic impact on a substantial number of small entities. This proposal restores the green and blue color boundaries contained in the currently applicable version of FMVSS No. 108 to the administrative rewrite of FMVSS No. 108 which has not yet taken effect. Accordingly, we do not anticipate that this proposal would have a significant economic impact on a substantial number of small entities.

D. Executive Order 13132 (Federalism)

NHTSA has examined today's final rule pursuant to Executive Order 13132 (64 FR 43255, August 10, 1999) and concluded that no additional consultation with States, local governments or their representatives is mandated beyond the rulemaking process. The agency has concluded that the rulemaking would not have sufficient federalism implications to warrant consultation with State and local officials or the preparation of a federalism summary impact statement. The final rule would not have "substantial direct effects on the States, on the relationship between the national government and the States, or on the distribution of power and responsibilities among the various levels of government."

E. Executive Order 12988 (Civil Justice Reform)

Pursuant to Executive Order 12988, "Civil Justice Reform,"⁶ NHTSA has

⁴ Optical character recognition (OCR) is the process of converting an image of text, such as a scanned paper document or electronic fax file, into computer-editable text.

⁵ See 49 CFR part 512.

⁶ 61 FR 4729 (Feb. 7, 1996).

considered whether this rulemaking would have any retroactive effect. This proposed rule does not have any retroactive effect.

F. Unfunded Mandates Reform Act

Section 202 of the Unfunded Mandates Reform Act of 1995 (UMRA) requires Federal agencies to prepare a written assessment of the costs, benefits, and other effects of a proposed or final rule that includes a Federal mandate likely to result in the expenditure by State, local, or tribal governments, in the aggregate, or by the private sector, of more than \$100 million in any one year (adjusted for inflation with base year of 1995).

Before promulgating a rule for which a written statement is needed, section 205 of the UMRA generally requires NHTSA to identify and consider a reasonable number of regulatory alternatives and adopt the least costly, most cost-effective, or least burdensome alternative that achieves the objectives of the rule. The provisions of section 205 do not apply when they are inconsistent with applicable law. Moreover, section 205 allows NHTSA to adopt an alternative other than the least costly, most cost-effective, or least burdensome alternative if the agency publishes with the final rule an explanation why that alternative was not adopted.

This proposed rule is not anticipated to result in the expenditure by state, local, or tribal governments, in the aggregate, or by the private sector in excess of \$100 million annually. The cost impact of this proposed rule is expected to be \$0. Therefore, the agency has not prepared an economic assessment pursuant to the Unfunded Mandate Reform Act.

G. Paperwork Reduction Act

Under the procedures established by the Paperwork Reduction Act of 1995 (PRA), a person is not required to respond to a collection of information by a Federal agency unless the collection displays a valid OMB control number. This proposed rule does not contain any collection of information requirements requiring review under the PRA.

H. Executive Order 13045

Executive Order 13045⁷ applies to any rule that: (1) Is determined to be economically significant as defined under E.O. 12866, and (2) concerns an environmental, health or safety risk that NHTSA has reason to believe may have a disproportionate effect on children. If

the regulatory action meets both criteria, we must evaluate the environmental health or safety effects of the proposed rule on children, and explain why the proposed regulation is preferable to other potentially effective and reasonably feasible alternatives considered by us.

This proposed rule does not pose such a risk for children. The primary effects of this proposal are to amend the lighting standard to restore the green and blue color boundaries.

I. National Technology Transfer and Advancement Act

Section 12(d) of the National Technology Transfer and Advancement Act (NTTAA) requires NHTSA to evaluate and use existing voluntary consensus standards in its regulatory activities unless doing so would be inconsistent with applicable law (e.g., the statutory provisions regarding NHTSA's vehicle safety authority) or otherwise impractical.

Voluntary consensus standards are technical standards developed or adopted by voluntary consensus standards bodies. Technical standards are defined by the NTTAA as "performance-based or design-specific technical specification and related management systems practices." They pertain to "products and processes, such as size, strength, or technical performance of a product, process or material."

Examples of organizations generally regarded as voluntary consensus standards bodies include the American Society for Testing and Materials (ASTM), the Society of Automotive Engineers (SAE), and the American National Standards Institute (ANSI). If NHTSA does not use available and potentially applicable voluntary consensus standards, we are required by the Act to provide Congress, through OMB, an explanation of the reasons for not using such standards.

This proposal would not adopt or reference any new industry or consensus standards that were not already present in FMVSS No. 108.

J. Executive Order 13211

Executive Order 13211⁸ applies to any rule that: (1) Is determined to be economically significant as defined under E.O. 12866, and is likely to have a significant adverse effect on the supply, distribution, or use of energy; or (2) that is designated by the Administrator of the Office of Information and Regulatory Affairs as a significant energy action. If the

regulatory action meets either criterion, we must evaluate the adverse energy effects of the proposed rule and explain why the proposed regulation is preferable to other potentially effective and reasonably feasible alternatives considered by NHTSA.

This proposal restores the green and blue color boundaries contained in the currently applicable version of FMVSS No. 108 to the administrative rewrite of FMVSS No. 108 which has not yet taken effect. Therefore, this proposed rule will not have any adverse energy effects. Accordingly, this proposed rulemaking action is not designated as a significant energy action.

K. Regulation Identifier Number (RIN)

The Department of Transportation assigns a regulation identifier number (RIN) to each regulatory action listed in the Unified Agenda of Federal Regulations. The Regulatory Information Service Center publishes the Unified Agenda in April and October of each year. You may use the RIN contained in the heading at the beginning of this document to find this action in the Unified Agenda.

L. Plain Language

Executive Order 12866 requires each agency to write all rules in plain language. Application of the principles of plain language includes consideration of the following questions:

- Have we organized the material to suit the public's needs?
- Are the requirements in the rule clearly stated?
- Does the rule contain technical language or jargon that isn't clear?
- Would a different format (grouping and order of sections, use of headings, paragraphing) make the rule easier to understand?
- Would more (but shorter) sections be better?
- Could we improve clarity by adding tables, lists, or diagrams?
- What else could we do to make the rule easier to understand?

If you have any responses to these questions, please include them in your comments on this proposal.

M. Privacy Act

Anyone is able to search the electronic form of all comments received into any of our dockets by the name of the individual submitting the comment (or signing the comment, if submitted on behalf of an organization, business, labor union, etc.). You may review DOT's complete Privacy Act statement in the **Federal Register** published on April 11, 2000 (Volume 65, Number 70; Pages 19477–78) or you

⁷ 62 FR 19885 (Apr. 23, 1997).

⁸ 66 FR 28355 (May 18, 2001).

may visit <http://www.dot.gov/privacy.html>.

In consideration of the foregoing, NHTSA proposes to amend 49 CFR part 571 as set forth below.

PART 571—FEDERAL MOTOR VEHICLE SAFETY STANDARDS

1. The authority citation for part 571 continues to read as follows:

Authority: 49 U.S.C. 322, 30111, 30115, 30117, 30166; delegation of authority at 49 CFR 1.50.

§ 571.108 [Amended]

Section 571.108 is amended effective December 1, 2012 by adding paragraphs S14.4.1.4.2.4, S14.1.4.2.5, and S14.4.1.4.2.6 to read as follows:

* * * * *

S14.4.1.4.2.4 Green. The color of light emitted must fall within the following boundaries:

$y = 0.73 - 0.73x$ (yellow boundary);

$y = 0.50 - 0.50x$ (blue boundary);

$x = 0.63y - 0.04$ (white boundary).

S14.4.1.4.2.5 Restricted Blue. The color of light emitted must fall within the following boundaries:

$y = 0.07 + 0.81x$ (green boundary);

$x = 0.40 - y$ (white boundary);

$x = 0.13 + 0.60y$ (violet boundary).

S14.4.1.4.2.6 Signal Blue. The color of light emitted must fall within the following boundaries:

$y = 0.32$ (green boundary);

$x = 0.40 - y$ (white boundary);

$x = 0.16$ (white boundary);

$x = 0.13 + 0.60y$ (violet boundary).

* * * * *

Issued on: July 7, 2011.

Christopher J. Bonanti,

Associate Administrator for Rulemaking.

[FR Doc. 2011-17658 Filed 7-12-11; 8:45 am]

BILLING CODE 4910-59-P



October 22, 2013

The Honorable David L. Strickland
Administrator
National Highway Traffic Safety Administration
1200 New Jersey Avenue S.E., West Building
Washington D.C. 20590-0001

RE: Notice of update of SAE J576 to include specification for Diffusion Polymers for automotive lighting applications


Dear Administrator Strickland:

The purpose of this letter is to provide notification of an update to SAE J576-*Plastic Material or Materials for Use in Optical Parts Such as Lenses and Reflex Reflectors of Motor Vehicle Lighting Devices*, effective February 2010. This updated version of J576 includes a method to evaluate “degradation in performance caused by weathering exposure of diffusion material(s) that cannot be measured by current test methods.”

The changes in SAE J576 (FEB 2010) provide for the use of controlled light scattering plastic materials, herein referred to as Diffusing Plastic Materials. Diffusing Plastic Materials intentionally scatter transmitted light to specific intended levels as defined in SAE J576 (FEB 2010) as having an initial unexposed haze value greater than 30% when measured in accordance with ASTM D1003. The ASTM D1003 scope does not allow for materials with measured values greater than 30%. Diffusing Plastic Materials cannot be evaluated for durability using the conventional "increase of haze" methodology since measurement of haze of Diffusing Plastic Materials is not within the scope of ASTM D1003. This new evaluation methodology is limited to Diffusing Plastic Materials only and requires a more stringent maintenance of luminous transmittance. All other existing exposure, testing and requirements remain unchanged for all materials. No other changes have been made or allowed in the February 2010 revision for transparent plastic materials. Definitions have been incorporated as necessary to define this Diffusing Plastic Materials.

SAE and the SAE Lighting Systems Group believe that this revised document strives to maintain the relevance of standards within the context of changing technologies in the automotive lighting field that could not be anticipated or addressed at the time of the publication of the existing text (SAE J576 JUL91). SAE and the SAE Lighting Systems Group further believe that if and when NHTSA amends the current FMVSS lighting standard, referencing SAE J576 (FEB 2010) would benefit the safety of the public as well as that of the automotive industry.

Sincerely,

A handwritten signature in black ink, appearing to read "Jack Pokrzywa". The signature is fluid and cursive, with a long horizontal stroke at the end.

Jack Pokrzywa
Business Unit Leader
Global Ground Vehicle Standards

cc: Mr. Timothy P. Mellon, Director, Government Affairs, SAE International
Mr. Bart P. Terburg, Chairman, SAE Lighting Systems Group



U.S. Department
of Transportation

**National Highway
Traffic Safety
Administration**

NOV 6 2009

1200 New Jersey Avenue SE,
Washington, DC 20590

Mr. Jim Wilson
Marketing Director, Lighting
Sabic Innovative Plastics
Two Towne Square
Southfield, MI 48076

Dear Mr. Wilson:

This responds to your letter regarding requirements for inner lenses in Federal Motor Vehicle Safety Standard (FMVSS) No. 108, Lamps, Reflective Devices, and Associated Equipment. Specifically, you asked whether inner lenses are subject to certain performance requirements of the version of FMVSS No. 108 that are scheduled to take effect on December 1, 2009. The answer is that inner lenses are required to meet the haze test requirements, similar to the way they are in the currently applicable version of FMVSS No. 108.

By way of background, the National Highway Traffic Safety Administration (NHTSA) is authorized by the National Traffic and Motor Vehicle Safety Act (Safety Act) to issue FMVSSs that set performance requirements for new motor vehicles and new items of motor vehicle equipment (see 49 U.S.C. Chapter 301). NHTSA does not provide approvals of motor vehicles or motor vehicle equipment. Instead, manufacturers are required to self-certify that their products conform to all applicable safety standards that are in effect on the date of manufacture. NHTSA selects a sampling of new vehicles and equipment each year to determine their compliance with applicable FMVSSs. If our testing or examination reveals an apparent noncompliance, we may require the manufacturer to remedy the noncompliance, and may initiate an enforcement proceeding if necessary to ensure that the manufacturer takes appropriate action.

In your letter, you state you seek confirmation that FMVSS No. 108 does not require plastic materials used for inner lenses to meet the performance requirements in S14.4.2.2.4 when they are covered by outer material meeting the requirements of that section and not exposed directly to sunlight. Neither the currently applicable version of FMVSS No. 108, nor the version of the standard that becomes effective on December 1, 2009 (hereinafter, "the rewrite)," supports that position.



For reference, paragraph S5.1.2 of FMVSS No. 108 reads as follows:

S5.1.2 Plastic materials used for optical parts such as lenses and reflectors shall conform to SAE Recommended Practice J576 JUL91, except that:
(a) Plastic lenses (other than those incorporating reflex reflectors) used for inner lenses or those covered by another material and not exposed directly to sunlight *shall meet the requirements* of paragraphs 3.3 and 4.2 of SAE J576 JUL91 *when covered by the outer lens or other material*; [emphasis added]¹

We interpret this requirement as follows. The requirement in S5.1.2 which states that plastic materials shall conform to SAE J576 JUL91 is the general requirement. The subparagraphs ((a) through (g)), are exceptions to this requirement. Therefore, the exception described in subparagraph (a) requires plastic lenses used for inner lenses to meet the specifications of paragraphs 3.3 and 4.2 of SAE J576 JUL91 *while covered by the outer lens*. This is instead of being required to meet these specifications while directly exposed to sunlight.² The inner lenses are not, as you suggest, fully excluded from the general test requirements in S5.1.2.

We believe that the relevant paragraph S14.4.2.2.4 in the rewrite is substantively identical. For reference, that paragraph reads as follows:

S14.4.2.2.4 *Performance requirements*. Plastic lenses, other than those incorporating reflex reflectors, used for inner lenses or those covered by another material and not exposed directly to sunlight must meet the optical material test requirements when covered by the outer lens or other material.

We interpret this paragraph to establish the same requirements as paragraph S5.1.2 and S5.1.2(a) in the current standard. With regard to plastic used for inner lenses, and not exposed directly to sunlight, they must “meet the optical material test requirements” when covered by the outer lens. This is the same as is currently required by FMVSS No. 108.

You also provide an analysis as to why you believe that inner lenses are not required to be certified to the specifications of S5.1.2. We respond to that analysis below.

In your letter, you state that in a 1970 final rule (35 FR 16840, October 31, 1970), NHTSA “made clear that inner lenses would be considered to be protected when covered by an outer lens and not directly exposed to sunlight.” We have reviewed the final rule at

¹ For reference, paragraphs 3.3 and 4.2 of SAE Recommended Practice J576, “Plastic Materials for Use in Optical Parts such as Lenses and Reflex Reflectors of Motor Vehicle Lighting Devices,” revised July 1991, relate to the “Outdoor Exposure Tests” and the “After Outdoor Exposure” requirements, respectively. SAE J576 has been incorporated by reference into FMVSS No. 108.

² The language in paragraph 3.3 of SAE J576 JUL91 does not specify that protected inner lenses can be covered by the outer lens during the outdoor exposure tests. It specifies a shorter, but otherwise similar, outdoor exposure test than the one for exposed outer lenses.

issue and have not found a relevant difference between that version and the current version. It too states that “[p]lastic materials used as inner lenses... and not exposed directly to sunlight shall meet the requirements of paragraphs 3.4 and 4.2 of SAE J576b when covered by the outer lens or other material.”³

Finally, we note you argued that “the fact that inner lenses are ‘protected’ is critical when applying the SAE Recommended Practice upon which the standard is based.” We agree that the lenses you describe in this letter would be considered “protected.” However, merely because a lens is protected does not mean it is not subject to a weathering test. Instead, according to the SAE Recommended Practice referenced in FMVSS No. 108 (SAE J576 JUL91), protected lenses are subject to test requirements – albeit less stringent requirements than “exposed” lenses (a 6-month weathering period, instead of 3 years).

If you have any further questions, please contact Ari Scott of my staff at (202) 366-2992.

Sincerely,



O. Kevin Vincent
Chief Counsel

³ 70 FR 16843.

Helping You Put Your Products To The Test



THE GLOBAL LEADER IN
PRODUCT DURABILITY, PERFORMANCE &
WEATHERING TESTING INSTRUMENTS & SERVICES

Instruments

Accelerated Weathering ❖ Corrosion ❖ Flammability ❖ Solar Environmental ❖ Technical Lighting

Ci Series Weather-Ometers



Atlas' flagship accelerated weathering instruments offer superior performance, innovative features, and large capacity.

- ◆ Water-cooled xenon arc lamps and advanced filter technology deliver the best simulation of natural sunlight
- ◆ Best-in-class uniformity for irradiance, temperature, relative humidity and spray
- ◆ Intuitive touch screen controls
- ◆ Custom testing capabilities

SUNTEST® Family



The most widely used flatbed xenon test chambers available in tabletop or free standing models to meet lower testing capacity needs. Features include:

- ◆ Optical light filters to simulate indoor/outdoor sunlight
- ◆ A variety of accessories ideal for testing realistic end-use conditions
- ◆ Best-in-class flatbed irradiance and temperature uniformity

Xenotest® Instruments



These premium air-cooled accelerated weathering instruments offer an array of options to meet virtually all global weathering and lightfastness testing requirements.

- ◆ Designed with state-of-the-art controls
- ◆ On-rack radio-controlled sensor technology for superior monitoring of light and temperature
- ◆ High water and power efficiency

UVTest



An economical fluorescent/UV weathering test instrument for product screening at lower operating costs.

- ◆ Simple touch screen operation and control in several languages
- ◆ Patented irradiance calibration safety access ports
- ◆ Remote Ethernet data acquisition application
- ◆ Recirculating spray water option

Corrosion Cabinets



The most sophisticated and versatile corrosion and salt fog cabinets available. Capable of replicating automatic cycling between several environmental conditions to reduce the need to move or otherwise handle test specimens.

- ◆ Design maximizes testing volume
- ◆ Large solution reservoir
- ◆ Optional features allow for simulation of several environmental conditions

Flammability Chambers



Atlas flammability chambers offer unmatched accuracy, repeatability and safety when determining the burn rates and resistance of various materials.

- ◆ All chambers are easy to install and operate
- ◆ Specimen holders available to accommodate a variety of material types
- ◆ Chambers are available for appliance, aircraft and automotive applications

Solar Simulation Systems



Atlas Custom Systems designs and builds custom solar simulation systems such as walk-in chambers or full-scale test facilities. These full scale test facilities use a series of highly coordinated metal halide lights to provide uniform radiant energy to meet the demanding testing needs of many industries.

Solar Environmental Chambers



A group of integrated, easy-to-use test chambers for various solar and environmental applications. These instruments combine environmental simulation with metal halide lighting technology and are ideal for testing medium to large sized automotive, plastics, electronics and 3D components, finished products as well as PV modules.

Technical Lighting Systems



Atlas/KHS technical lighting systems are designed for high-speed photography and video. These systems are ideal for crash testing and other safety experiments, custom designed to match the complex illumination requirements of various test configurations. Available with conventional HMI light sources or the latest LED technology, these lighting systems offer an array of solutions for analytical testing of high speed events.

Our mission is to help our customers worldwide provide the most reliable and durable product solutions through our combined experience and expertise in weathering instruments and testing, custom capabilities, consulting and global support.

Services

Natural & Accelerated Weathering Testing ❖ Evaluations ❖ Consulting ❖ Technical Support ❖ Client Education

Natural Weathering Services



Atlas offers outdoor weathering sites worldwide to ensure factors from a variety of climates can be tested.

- ◆ Static Exposure Testing
- ◆ Sun Tracking Exposure Testing
- ◆ EMMAQUA® Accelerated Outdoor Testing
- ◆ Ultra-Accelerated Weathering Testing
- ◆ Automotive Exposure Testing (Samples, Components, Complete Vehicles)

Accelerated Laboratory Weathering Services



Atlas Weathering Services Group operates one of the largest networks of ISO/IEC 17025 accredited accelerated weathering testing laboratories in the world. Our indoor exposure labs offer artificial accelerated weathering tests and a variety of other environmental test programs, all designed to accurately simulate true end-use conditions and meet global weathering standards.

Evaluation Services



Atlas offers a wide range of evaluation and measurement services for your specimens during and after the weathering process.

- ◆ Instrumental Color/Gloss Measurements
- ◆ Visual Evaluations
- ◆ Photography/IR Imaging
- ◆ Emittance
- ◆ Spectral Transmittance/Reflectance
- ◆ Solar Reflectance Index
- ◆ Additional Optical Property Measurements

Consulting Solutions



Atlas Consulting Solutions offers design and implementation of environmental durability testing methods, programs, and strategies. Our international group of weathering experts help you achieve your objectives through all stages of the value chain from materials to components, systems to end-use products.

Worldwide Technical Support



Proper maintenance is critical in order for your instrument to operate at peak performance. Atlas' AMECARE Performance Services Program ensures that your instrument will operate optimally at all times. Benefits include:

- ◆ Preventative maintenance inspections
- ◆ Scheduled ISO accredited calibrations (where available)
- ◆ Detailed service reports with professional assessment of key components

Client Education & Training



Atlas offers an array of resources designed to advance your weathering education and provide you with the knowledge you need to successfully meet your testing requirements. Events include:

- ◆ Seminars
- ◆ Workshops
- ◆ Webcasts
- ◆ In-House Programs
- ◆ Technical Conferences

Solar Industry Solutions



Atlas offers a complete portfolio of testing services to evaluate the performance, durability and reliability of solar cells, modules, complete arrays, concentrated solar power products and solar thermal collectors. Atlas also offers its proprietary Atlas 25® long-term durability testing program for solar modules.

Ultra-Accelerated EMMA[®]



THE BENEFITS OF ULTRA-ACCELERATED TESTING

What is the Ultra-Accelerated EMMA®?

The Ultra-Accelerated EMMA (UA-EMMA) is Atlas' latest advancement in natural exposure testing. This new outdoor testing device delivers approximately 10-12 years of equivalent radiation exposure as would be received in a standard outdoor testing rack in South Florida in a single year.

The system achieves this accelerated exposure through a patented "cool mirror" technology that has very high reflectance in the UV and near visible wavelength ranges while attenuating reflectance in the longer wavelength visible and IR portions of the solar spectrum.

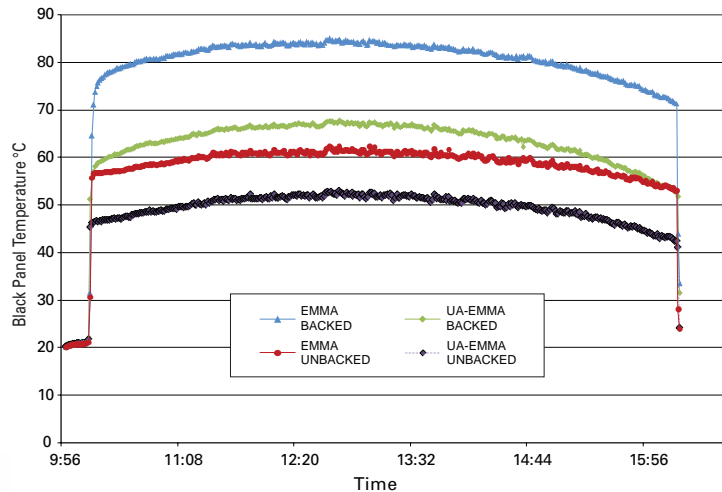


What are the Advantages?

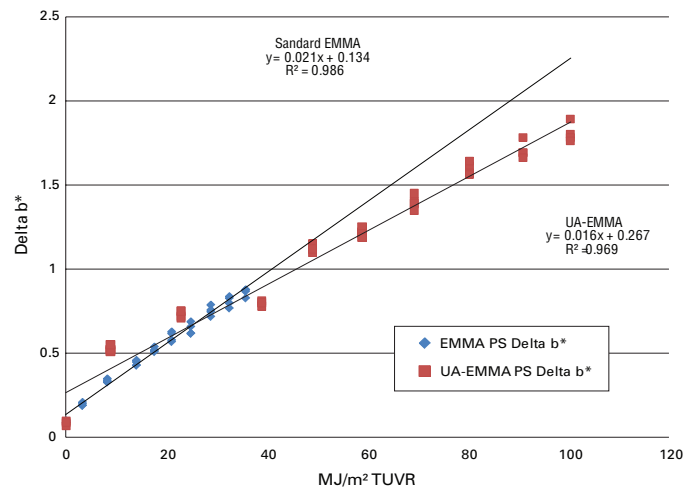
The new UA-EMMA system allows for greatly accelerated testing while fulfilling three critical testing requirements:

- Exposes many different types of materials to ultra-high UV irradiance
- Maintains high fidelity to the natural solar UV spectrum
- Keeps specimens at acceptable exposure temperatures

Black Panel Temperature Performance
UA-EMMA vs. Standard EMMA Data



Comparison of Polystyrene (PS) Reference Material in Standard EMMA and UA-EMMA by UV Radiant Exposure



Ideal Materials for UA-EMMA® Testing

- Materials that require a long service life
- Transparent and glazed materials
- Temperature sensitive materials such as PVC
- Coatings applied to metal panels
- Materials that perform well in EMMA or EMMAQUA exposure testing

Applications

- Adhesives
- Agricultural Films
- Automotive Exteriors
- Building Materials
- Elastomers
- Glass (Architectural & Automotive)
- Packaging
- Paints & Coatings
- Plastics
- Roofing
- Sealants

EMMAQUA® Weathering Standards

The table below lists selected standards for EMMAQUA exposure. For details, refer to the individual standards. Test methods which are proprietary to individual companies and which also specify Fresnel-based exposure methods are not listed here.

EMMAQUA STANDARD	SCOPE	COUNTRY
ISO 877-3	Plastics	International
ASTM D3841	Glass-fiber reinforced polyester	USA
ASTM D4141	Coatings	USA
ASTM D4364	Plastics	USA
ASTM D5722	Coated hardboard	USA
ASTM E1596	PV modules	USA
ASTM G90	Non-metallic materials	USA
SAE J576	Optical automotive plastics	USA
SAE J1961	Automotive exterior	USA
SAE-AMS-T-22085	Preservation sealing tape	USA
JIS Z2381	General	Japan



1958

Atlas' DSET Laboratories relocates from Phoenix to New River, Arizona. The EMMAQUA device is redesigned with a steel framework and more efficient spray delivery system.



1969

The first EMMAQUA® device, constructed with a wooden frame and sheet metal skin, is patented, manufactured and placed into service.



1986

EMMAQUA+, the next generation of accelerated weathering devices, is introduced. Advancements include individual cycle programming, black panel temperature control, and altazimuth solar tracking for more efficient delivery of full-spectrum solar energy.

The MQ3K is launched, utilizing state-of-the-art technology in computer-controlled cycle programming, more accurate altazimuth solar tracking, one-touch start/stop, error sensing feedback and the most-specular mirrors available.



1999



2004

Atlas introduces the UA-EMMA, the latest advancement in outdoor accelerated testing. This device couples the EMMA platform with a new patented mirror system, optimizing real-world correlation.

Atlas introduces four patented suites of Temperature-Controlled EMMAQUA. (Static, Night, Dynamic Temperature and Variable Irradiance Control). This breakthrough allows for the testing of materials that are sensitive to thermal buildup.

2014





Global Support, Weathering Exposure Sites & Laboratories

■ Corporate Offices

Chicago, Illinois USA ■ Linsengericht, Germany ■ Shanghai, China ■ São Paulo, Brazil
Élancourt, France ■ Mörfelden-Walldorf, Germany ■ Bangalore, India ■ Leicester, United Kingdom

● Outdoor Exposure Sites & Laboratories

Miami, Florida USA • Phoenix, Arizona USA • Sanary, France • Chicago, Illinois USA • Duisburg, Germany • Leicester, United Kingdom
Hoek van Holland, The Netherlands • Chennai, India • Prescott, Arizona USA • Loveland, Colorado USA • Medina, Ohio USA
Keys, Florida USA • Jacksonville, Florida USA • Alberta, Michigan USA • Hainan, China • Guangzhou, China
Seosan, Korea • Miyakojima, Okinawa, Japan • Choshi, Japan • Kirishima, Japan
Singapore • Melbourne, Australia • Townsville, Australia • Novorossiysk, Russia
Gelendzhik, Russia • Moscow, Russia

▲ Local Sales & Service Support

To contact your local Atlas Sales representative please visit <http://atlas-mts.com/contact/local-representatives/>

For general inquiries please contact us at atlas.info@ametec.com

www.atlas-mts.com



Real Weathering Test Solutions

DEPLOYING PRECISION AND SPEED FOR REAL-WORLD RESULTS



AZTEST
arizona desert testing llc



Welcome

to Arizona Desert Testing, LLC (AZTEST),
where capability, climate and client service
deliver **rapid** and **accurate** weathering test results.

From accelerated to natural, exterior to interior, our range of weathering solutions provide data-driven and empirical findings to evaluate product and material performance.

It is a fact that time and the elements take their toll on products;
ensure yours pass the test with our spectrum of weathering services.




data generation

precise monitoring

extreme conditions : ideal environment

scientific method



ANALYZING
 PRODUCT PERFORMANCE
 OVER TIME IS KEY
 TO ITS SUCCESS

ACCELERATE YOUR RESULTS
 WITH AZTEST SERVICES


The Arizona desert is an ideal environment for weathering studies. Blistering heat, extreme aridity and near-constant sunshine combine to create a virtually unmatched outdoor laboratory for benchmarking product durability under harsh conditions.

CONTENTS

<p>ACUVEX® exterior materials accelerated weathering 2 proprietary testing services that speed the effects of exposure</p>	<p>AZTEST complete service suite14</p>
<p>AZTEST® ENCLOSURES for automotive interior materials6 testing to gauge interior product reactions to various heat, humidity, and light conditions</p>	<p>AZTEST online access and accreditations 15</p>
<p>NATURAL OUTDOOR WEATHERING testing that measures the effect of climatic forces 10</p>	<p>HOW TO ORDER 16</p>

high irradiance : accelerated weathering

ACUVEX



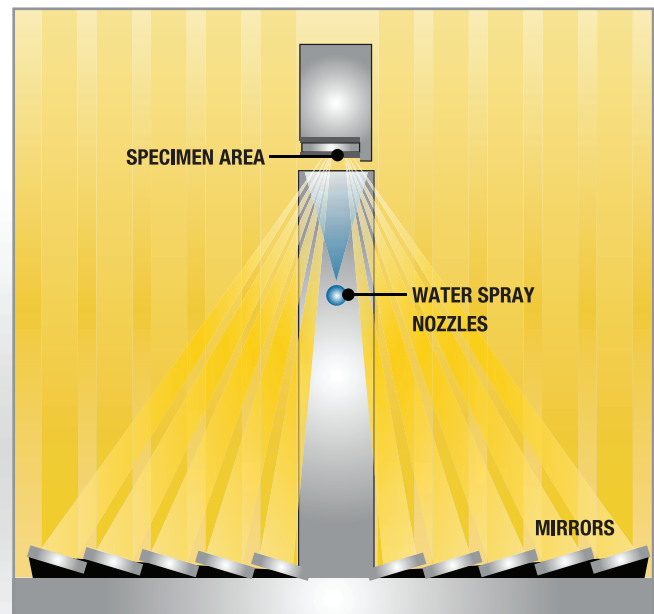
ACUVEX® for exterior materials

AZTEST's proprietary ACUVEX® for Exterior Materials—Accurate Controlled Ultra Violet Exposure—is an engineered solution that accelerates the effects of material weathering. Its innovative design concentrates sunlight for maximum intensity and measures the related effects on materials.

HOW ACUVEX WORKS

Each ACUVEX tracker contains 10 specular—highly reflective—mirrors that focus sunlight onto an air-cooled specimen area as required by ASTM G90—**Standard Practice for Performing Accelerated Outdoor Weathering Using Concentrated Natural Sunlight**. Specimens face the mirrors and are mounted upside down onto a specimen target area. Tracker units consist of two ACUVEX test machines mounted on a single tracker, which moves in azimuth (rotation) and elevation to keep the specimen area in focus. Temperatures are maintained by a fan blowing ambient air over the specimen surfaces.

Because of AZTEST's technology and the desert climate, ACUVEX specimens receive about five times more ultraviolet radiation in a year as compared to a southern Florida outdoor exposure.





HOW ACUVEX® TESTS WATER EFFECTS

High-purity water sprays are used to simulate the effects of more humid climates like Florida. The water must contain less than 1.0 ppm TDS (total dissolved solids) and less than 0.2 ppm silica to comply with ASTM G90. ACUVEX spray cycles are shown below:

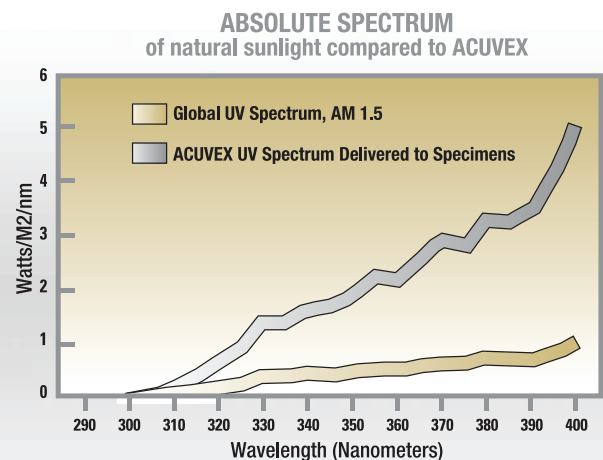
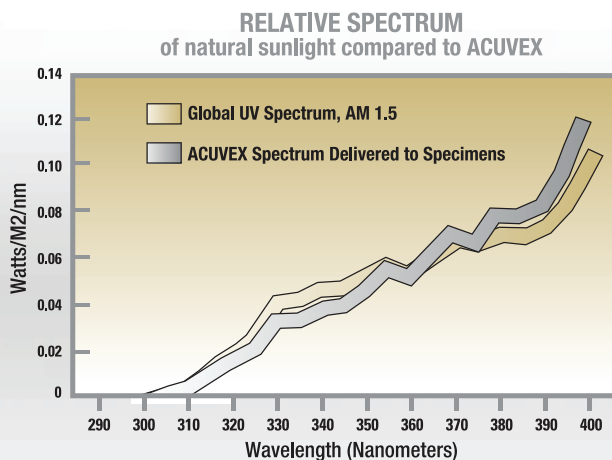
SPRAY CYCLE	DESCRIPTION
CYCLE 1*	8-minute water sprays every hour during the day with three 8-minute water sprays at night
CYCLE 2*	No water sprays
CYCLE 3*	3-minute water sprays every 15 minutes at night
AZTEST Extended	8-minute water sprays every hour during the day with 3-minute water sprays every 15 minutes at night

*As listed in ASTM G90


ACUVEX NATURAL SUNLIGHT

The graph depicts the relative spectrum of natural sunlight compared to ACUVEX. When contrasted with other accelerated weathering test methods, ACUVEX—which complies with ASTM G90—provides the closest match to natural sunlight in ultraviolet terms.

This graph portrays the absolute spectrum of natural sunlight compared to ACUVEX. With the ACUVEX unit, radiation intensity at the specimen surface is much greater than with natural sunlight exposure—providing faster tests.



continuous monitoring



HOW ACUVEX® CONTROLS AND CAPTURES DATA

Each ACUVEX tracker in the exposure field contains a dedicated onboard computer to control all operation phases, powered by a DC power supply with battery backup. Totally automatic, trackers safely shut down

during power outages until power returns. Each tracker's computer receives input from solar cells and turns on motors to automatically keep

specimens in focus during the day. Other automatic functions include controlling water sprays, switching tracking on and off, and continuously monitoring machine operation.

At AZTEST, our ACUVEX trackers, field weather station, and office computers are connected via a dedicated network. Emergency conditions are reported to office computers, facilitating fast repairs to minimize downtime. Conditions recorded at each test machine are archived to provide a history of exposure conditions. Each ACUVEX tracker has a black and white panel thermometer (as shown at left) mounted in the specimen area alongside test specimens. These are used to monitor machine operations and record exposure-test history.

HOW ACUVEX SUPPORTS DIVERSE TESTING REQUIREMENTS

Specimens generally are flat with a maximum dimension of 15 cm, (6 in), along one edge. A typical specimen size is 7.5 x 13 cm (3 x 5 in). However, many sizes can be accommodated as long as one dimension does not exceed 15 cm (6 in). Specimens larger than 15 cm (6 in) can often be accommodated with special mounting.

Specimen thickness is usually 3 mm (1/8 in) or less, but thicker specimens can be accommodated with special mounting. Specimens are mounted unbacked, which allows both front and back surfaces to be cooled; however, backed mounting can be used to provide higher specimen temperatures.



HOW TO ESTIMATE TEST TIME AND COST

Each product's testing is as unique as its profile—to best estimate cost and duration of a specific ACUVEX test exposure, go to:

www.aztest.com/acucal

This online calculator will provide a close assessment of your requirements as shown below:

Online ACU-CAL	
Month Shipped	June
Water Sprays?	<input checked="" type="radio"/> with <input type="radio"/> without
Duration	360 UV MJ/m2
Measure	<input checked="" type="radio"/> Specimens <input type="radio"/> Lineal
# Specimens	15
Dimensions	13 by 7.5 cm
Thickness cannot exceed 0.5in (1.25cm)	
<input type="button" value="Estimate"/>	
Est. Start	Jul 1, 2009
Test Method	ASTM G90 Cycle 1/3 (sprays)
Duration	360 UV MJ/m2
Est. # Days	83
# Specimens	15
Dimensions	13 by 7.5 cm
Lineal Length	112.5 cm
Est. Cost*	\$1,066.09

*The cost shown does not include shipping, inspections, measurements, or cyclic exposure tests. Computed using ACU-CAL Web Version on August 4, 2008 2:53:13 PM MST.

tracking specimen monitoring

ASTM D5722/ SOAK-FREEZE-THAW TESTING

To test pre-finished hardboard and simulate Midwestern US climates, ASTM Committee D01.52 developed test procedure ASTM D5722, "Performing Accelerated Outdoor Weathering of Factory-Coated Embossed Hardboard Using Concentrated Natural Sunlight and a Soak-Freeze-Thaw Procedure."



Testing subjects samples to a series of daily soak-freeze-thaw cycles that include:

1. Daily exposure using ASTM G90 Cycle 1
2. A one-hour soak using de-ionized water
3. A 12-hour freeze at or near -18°C (0°F)
4. A one-hour thaw under ambient conditions

The cycle pattern was chosen because of its good correlation to field failures in climates with freeze-thaw cycles.

TEST STANDARDS

—
ACUVEX COMPLIES WITH
THE FOLLOWING NATIONAL
AND INTERNATIONAL TEST
STANDARDS:

ASTM G90
ASTM D4364
ASTM D5722
ASTM D4141
SAE J1961
ISO 877

Contact AZTEST Customer Service at
wsales@aztest.com for more information
on how AZTEST can meet
your specific test requirements.

accelerated weathering : real-world accuracy



AZTEST® Enclosures

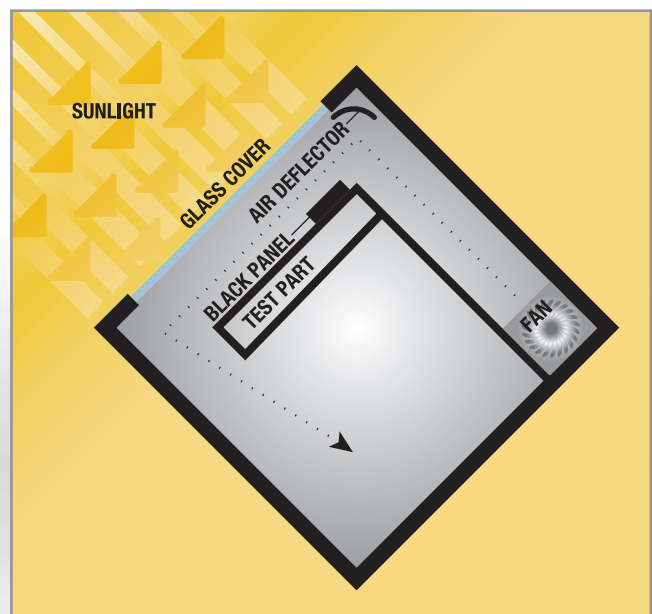
for automotive interior parts and materials

AZTEST Enclosures for Automotive Interior Materials provide vital data and real-world results for interior weathering performance. Automotive interior materials can reach soaring temperatures—exceeding 110° C (230° F) on a summer day in Arizona. Heat and the altered light spectrum from window glass, significantly affects interiors. Add in time, and the effects are both measurable and dramatic.

AZTEST's accelerated weathering test cabinets simulate vehicle interiors and are adjusted to create specific conditions to analyze product performance. AZTEST offers approximately 300 test cabinets ideally suited for evaluating the weatherability of automotive interior materials. In addition, AZTEST is the solar-exposure laboratory for GM interior validation testing and meets automotive standards that include GMW3417, GM2617M, and FORD DVM0020.

HOW AZTEST ENCLOSURES WORK

Enclosures are sealed, under-glass test fixtures designed with temperature-limiting fans to control the maximum black panel temperature. Black-panel temperature is regulated by a black sensor, which continuously monitors temperatures. As sunlight enters the enclosure, the temperatures of both the cabinet and specimens rise. If the preset temperature is exceeded, recirculating fans automatically cool the interior. Temperatures generally are set in a range from 85° C to 110° C.



interiors - automotive

HOW AZTEST® ENCLOSURES WORK—continued


Standard test cabinets placed on sun-tracking mounts follow the sun in azimuth (rotation) to accelerate the weathering process. Enclosures generally are set at a fixed tilt angle (usually 51 degrees from the horizontal) and tracked as they follow the sun in azimuth. This approach provides more solar radiation and faster tests compared to fixed-angle exposures. Plus, azimuth tracking reduces test times without compromising test accuracy—representing a fast and economical alternative to xenon-arc weathering tests.

TEMPERATURE-NORMALIZED RADIATION

AZTEST deploys a unique methodology to normalize solar radiant exposure based on temperature. As the sensors measure internal temperatures, TNR (Temperature Normalized Radiation) is calculated with the following equation:

$$TNR = \sum_{\text{start}}^{\text{end}} R * e^{(13.643 - [5000 / (T + 273.15)])}$$

This technique minimizes differences for tests run at different times of the year. For a detailed description of this equation, go to www.aztest.com.



HOW AZTEST ENCLOSURES SUPPORT DIVERSE TESTING REQUIREMENTS

Two types of specimens are evaluated in the test enclosures—small, flat automotive interior trim specimens and full-size automotive interior parts, including instrument panels, door panels, fabrics, leather, seat cushions, package trays, seat belts, and steering wheels.

All specimens are mounted to within 50 to 100 mm (2 in to 4 in) from the glass cover. To test in accordance with GMW 3417 and GM9538P, the glass covers are either clear tempered or clear laminated, depending on the test component's location in the vehicle.

automatic sensors

ADVANCED FEATURES

Every enclosure in the test field is monitored by dedicated onboard computers that control all phases of operation. Each is powered by a DC power supply. Totally automatic, enclosures safely shut down during power outages until power returns. Each enclosure computer receives input from solar cells and turns on motors to automatically keep specimens in focus during the day. Other automatic functions include maintaining black-panel temperatures, switching tracking on and off, and continuously monitoring machine operation.

The AZTEST® enclosures, field weather station, and office computers are connected via a dedicated network. Emergency conditions are reported to office computers, facilitating fast repairs to minimize downtime. Conditions recorded at each test machine are archived to provide a history of exposure conditions.



HOW TO MEET AUTOMOTIVE VALIDATION STANDARDS

AZTEST is the Solar Exposure Laboratory for performing testing in accordance with GMW 3417 and GM 9538P. For these applications, test enclosures are configured as follows:

- Follow-the-sun operation in azimuth with a fixed altitude tilt angle of 51°
- Circulating fans that switch on when black panel temperature reaches 85°C, 93°C, 102°C, or 110°C, depending on the parts type and location in a vehicle
- Exposure timing based on TNR Langleys (Temperature Normalized Radiation)
- Clear laminated or clear tempered glass cover



TYPICAL TEST TIMES FOR SELECTED INTERIOR PARTS (based on GM 2617M)

PART	REQUIREMENT	TYPICAL TEST DURATION
Instrument Panel	100,000 TNR Langleys at 102°C	4.5 to 7 months
Door Panel Upper / Armrest	50,000 TNR Langleys at 85°C	4 to 6 months
Door Panel Vertical	5,000 TNR Langleys at 85°C	less than one month
Console (horizontal portion)	30,000 TNR Langleys at 93°C	2 to 3 months
Overhead Parts	10,000 TNR Langleys at 85°C	1 to 1.5 months



accuracy
real-world results



ACCELERATED AZTEST MIRRORED ENCLOSURES


AZTEST® offers Mirrored Enclosures for further acceleration. Developed by personnel at GM's Desert Proving Grounds, mirrored enclosures offer significantly faster acceleration over standard enclosures.

This technique allows specimens to accumulate TNR Langleys or MJ/m² nearly two times faster than normal azimuth tracking enclosures. Because of the additional light energy provided to specimens, these enclosures typically are operated only at black-panel temperatures greater than or equal to 102°C. Results on these enclosures are generally accepted by GM for hard plastics.

Contact AZTEST Customer Service at wsales@aztest.com for more information on how AZTEST can meet your specific test requirements.


NATURAL

true environmental effects : outdoor exposure



Natural Outdoor Weathering

AZTEST's desert location offers excellent opportunities for natural weathering evaluations. Extremely hot and dry, the Arizona environment is the standard climatic measurement for any outdoor weathering needs. Natural weathering is the only true benchmark for weathering tests. Although very good, accelerated tests can never exactly simulate reactions to real outdoor settings with their inherent climatic changes. Natural weathering not only tests environmental effects, but also respects environmental integrity—using far less electricity than artificial weathering.



NATURAL WEATHERING STANDARDS

Our testing procedures meet numerous requirements for outdoor weathering, including these industry standards: ASTM G7, G24, D 1435, D 4141, SAE J576, SAE J1976, GM 9163P, GMW 14873, Ford B1-160, and ISO 877. Outdoor exposure tests are typically performed on aluminum exposure racks capable of handling specimens of various dimensions.

outdoor weathering

TYPES OF NATURAL WEATHERING

Direct Weathering

Direct weathering exposes specimens directly to the elements. Specimens are mounted on aluminum exposure racks capable of handling various dimensions and evaluated per industry standards. Factors that affect exposure findings include specimen backing, orientation and test duration.

Under Glass Weathering

Under glass weathering specimens are mounted under or behind glass. Specimens usually are samples of test materials used inside a building or automobile. Test materials are exposed in cabinets, which protects them from rainfall while letting sunlight pass through a sheet of glass. The glass filters the sunlight, removing (at a minimum) shorter ultraviolet wavelengths in solar radiation. Enclosures are either well-ventilated or sealed, depending on customer requirements. Some of the factors that affect exposure findings include glass type, specimen backing, orientation, and test duration.

Backing

Backing has a direct effect upon material temperature. The common backing types are:

BACKING TYPE	TYPICAL USE
UNBACKED	Coil coatings, sign material, automotive
BACKED	Siding, roofing, building products, automotive
EXPANDED METAL	Automotive
BLACK BOX	Automotive



backing direct exposure under glass

EXPOSURE ANGLES

Specimens can be exposed at any angle facing south. The following table lists the most common exposure angles used in weathering tests:

ANGLE*	TYPICAL APPLICATION
5°	Most automotive specifications
34°	Same as site latitude: generally the most accumulated radiant exposure in a typical year among the common exposure angles
45°	Most popular exposure angle
90°	Siding and other materials used at vertical orientation
Variable 14° – 34° – 54°	Maximizes radiant exposure with four angle changes per year with an overall increase over 34° of about 15 %




* Measured from the horizontal, facing south

EXPOSURE DURATION

The duration of weathering is based on elapsed time (days, weeks, months, or years), or based on accumulated radiant exposure—either total (all wavelengths) or ultraviolet. Periodic inspections, measurements and/or returns are recommended.

FLORIDA WEATHERING

AZTEST can arrange for exposure tests in Florida and other locations. Contact wsales@aztest for more information.





SAE J 576 TESTING

AZTEST provides SAE J576 compliant testing services to meet automotive plastic lens material requirements as required by the Federal Motor Vehicle Safety Standard No. 571.108.

SAE J576 also allows accelerated testing in accordance with ASTM D 4364. This standard is based on ASTM Standard G 90, "Standard Practice for Performing Accelerated Outdoor Weathering of Nonmetallic Materials Using Concentrated Natural Sunlight."

Accelerated and Natural Arizona and Florida Weathering tests are available, including all the required instrumental measurement and visual evaluations.

Federal Motor Vehicle Safety Standard No. 571.108, Lamps, Reflective Devices, and Associated Equipment requires the following tests:

TEST	REQUIREMENT
Material Thickness	Required thickness 1.6 mm, 2.3 mm, 3.2 mm, 6.4 mm
Heat Test	2 hours in circulating oven at $79 \pm 3^\circ \text{C}$
Outdoor Weathering	3 years Arizona and Florida — SAE J576
Haze	After weathering, haze cannot exceed 30% as measured by ASTM D1003 for plastic materials used for outer lenses; 7% for plastic materials used as reflex reflectors or for lenses used in front of reflex reflectors.
Luminous Transmittance	After weathering, the luminous transmittance measured in accordance with ASTM E308 shall not have changed more than 25% compared to unexposed measurements.
Color	Must meet SAE J578 color specification before and after weathering
Visual Evaluations	After weathering, must not have color bleeding, delamination, crazing, or cracking. Materials used for reflex reflectors and for materials used in front of reflex materials must not have surface deterioration or dimensional changes.
Minimum number of specimens per material, coating and color type	20 specimens (Five of each thickness).



As an A2LA and AMECA accredited lab, AZTEST can perform all weathering tests required by AMECA and SAE specifications related to automotive lighting lens materials.

diverse : flexible : custom



AZTEST

complete service suite

Recognizing the diversity of customer testing goals, AZTEST is pleased to offer testing and evaluation services that span numerous color measurement requirements, visual inspection data, and special project objectives.

COLOR AND GLOSS MEASUREMENTS

AZTEST performs color measurements using a Hunterlab UltraScan XE spectrophotometer. This instrument features:

- Dual beam optics
- Integrating sphere
- Pulsed Xenon light source
- Capability to measure transparent, translucent, and opaque materials
- Small area (6 mm - 1/4 inch) optional view area
- Improved accuracy and repeatability
- Integrated color measurement software

Typically, color measurements are first performed prior to exposure and then re-assessed after weathering exposure to determine color change. AZTEST can perform color measurements with any common illuminant scale and observer, as well as report measurements using standard scales, including XYZ, CIE Lab, and Hunter Lab. Color measurements also can be performed using portable X-Rite spectrophotometers.

In addition, AZTEST performs gloss measurements using Byk-Gardner and Hunterlab gloss meters with available geometries of 20°, 60° and 85°.

INSPECTIONS

AZTEST visual inspections are performed in accordance with ASTM and ISO standards. The following criteria (if appropriate) can be included in inspection reports:

- General Appearance
- Checking/Cracking
- Chalking (ASTM and ISO)
- Blistering
- Erosion
- Dirt Retention
- Flaking/Scaling

Digital photography is available as part of AZTEST inspection services.

SPECIAL PROJECTS

AZTEST is well-versed in conducting special projects that include the following:

- Temperature measurements
- Custom facility design such as:
 - Test Cabinets
 - Solar Simulators
 - Accelerated Weathering Facilities
 - Conventional Test Racks
- Driving evaluations
- Software development



Internet Data Access

AZTEST clients have the option of password-protected Internet access to their test data through our secure Web site. Clients can perform the following operations:

- Get current “real-time” program status
- View results from color gloss and visual inspection evaluations
- View scanned documents
- View digital start and end of test photographs
- Reset passwords

Client confidentiality of data is protected through our SSL (secure socket layer) Web site and password-protected system.



Testing Certificate # 1507.01

ISO 17025 Accreditation

AZTEST’s Wittmann location is fully accredited by A2LA (American Association for Laboratory Accreditation) to ISO Guide 17025 (Certificate # 1507.01). For a copy of our A2LA Scope of Accreditation, go to www.aztest.com. AZTEST also is accredited by AMECA, the Automotive Manufacturers Equipment Compliance Agency for testing automotive lighting to FMVSS 571.108 and SAE J576 .

convenient : quick : secure

ORDER

How To Order

Contact AZTEST Customer Service at wsales@aztest.com for more information on how AZTEST can meet your specific test requirements. The sales team will provide guidance on how to create a test, ship your samples and set parameters to evaluate products.

TO CREATE AN ORDER:

- Go to www.aztest.com
- Click on "Download" at the top of the home page
- Select "Order Forms" from the drop down menu
- Select order form format
- Complete and submit to wsales@aztest.com

GUIDELINES FOR ORDERING, PACKING AND SHIPPING*:

From US locations—

- Carefully package test samples for shipment
- Non-fabric specimens should be wrapped in a soft paper product (we recommend Kimtech Kimwipes Delicate Task Wipers)
- Do not use newspaper
- Wrap entire package in bubble wrap and secure with tape
- Place package in sturdy box or container and fill gaps with packing material

From international locations—

- Follow US location packaging instructions above
- Complete a Commercial Invoice to accompany samples
- Assign a \$1.00 value on shipping documents (we recommend sample description as follows: "Test Samples. No Commercial Value")

SEND PACKAGED SPECIMENS, ORDER FORM (OPTIONAL) AND PURCHASE ORDER TO:

Arizona Desert Testing LLC
21212 West Patton Road
Wittmann, Arizona 85361
USA

To contact AZTEST:

call: +1-623-388-9500
fax: +1-623-388-9007
e-mail: wsales@aztest.com
visit: www.aztest.com

write: 21212 West Patton Road
Wittmann, Arizona 85361
USA

*INSTRUCTIONS ALSO AVAILABLE AT www.AZTEST.COM



AZTEST

arizona desert testing llc



Q-Lab Test Services


- ▶ Florida & Arizona Outdoor Exposures
- ▶ Accelerated Laboratory Testing
- ▶ Evaluations



Weathering & Outdoor Climatic Testing

If you're concerned about your product's appearance or functional performance in the outdoor environment, you're not alone. Sunlight, heat, and moisture cause billions of dollars in product damage every year. A proper weathering testing program can help you anticipate and prevent a variety of potential product failures, meet durability specifications, and preserve your reputation for quality.

Will your product last outdoors? Don't guess when you can test!



WHY TEST?

Reliable weathering and corrosion data can help you:

- > Avoid unexpected product failures
- > Make the best material selection decisions
- > Validate new or less-expensive materials or additives
- > Improve your competitive advantage
- > Warranty your product's lifetime with confidence

Natural outdoor weathering and corrosion testing give the most realistic prediction of product performance. Accelerated testing, available both outdoors and in the laboratory, gives faster results but with some uncertainty about its accuracy. Many companies combine both approaches to ensure reliable results in the shortest time possible.

WHY CHOOSE Q-LAB?

Experienced and Reliable

Q-Lab provides the highest-quality weathering testing services. Our first natural weathering site opened in 1959. Today, our scientists and engineers participate and offer leadership in ISO, ASTM, IEC, GB, and numerous other professional organizations in creating standardized test methods and procedures.

Instant Credibility

When Q-Lab does your testing, the results have instant credibility with your customers and colleagues. Q-Lab conducts all exposure tests and evaluations in accordance with appropriate test methods from ASTM, ISO, BSI, DIN, JIS, SAE, GB, and other recognized organizations and is accredited by AMECA and AAMA.

Cost-Effective

Q-Lab's state-of-the-art test services are available at a surprisingly affordable price. In many cases, it is less costly to test with Q-Lab than to set up and run tests yourself.

Best Test Sites, Best Technology

South Florida and Arizona, where Q-Lab does most of its outdoor testing, have been recognized for over a century as harsh climates for product testing. If your products perform well in these benchmark locations, they will perform well just about anywhere. Q-Lab uses the most trusted accelerated weathering and corrosion technologies, used by thousands of companies in dozens of industries.



Natural Outdoor Testing

Location is everything. About one hundred years ago, companies in the paint and automotive industries realized that environmental conditions in South Florida and the Arizona desert were the harshest on their products. Several companies operated their own test sites in these locations, and they used what they learned to make their products durable enough to ensure generations of satisfied customers. Today, much of this testing has been consolidated at Q-Lab's sites in Florida and Arizona. Companies around the globe trust Q-Lab to perform their outdoor product testing.

FLORIDA

The subtropical climate of the Miami area has the perfect year-round combination of abundant sunlight, warm temperatures, and plentiful water. Sunshine during the summer months in Miami is quite similar to that of northern temperate regions. However, in the winter the difference is dramatic. The key point is that it is the same sun—just more of it, and for a longer duration each year. The same holds true for temperature, rainfall, dew, and humidity.

The result of this perfect combination of environmental factors is that exposures at Q-Lab Florida are accelerated compared to temperate climates. One year of Florida sunshine can produce the same weathering effects on materials as several years of weathering in most major markets around the world. Specimens that can withstand the sunlight, heat, and water in south Florida can be expected to be durable in most locations around the world.

SOUTH FLORIDA IS PERFECT FOR TESTING:

- > Sunlight (UV) stability
- > Moisture sensitivity
- > Mildew/mold resistance
- > Surface erosion
- > High-temperature resistance
- > Thermal shock response
- > Corrosion behavior
- > Moisture ingress
- > Acid rain resistance

THE GLOBAL BENCHMARK

Q-Lab Florida has more specimens on test than any other outdoor weathering facility in the world.





DESERT TESTING

Arizona features even hotter temperatures and higher levels of sunlight than Florida.

ARIZONA

Arizona's desert climate is characterized by intense sunlight, very high temperatures, minimal rainfall, and very low humidity. Arizona desert exposures provide a different – in some ways harsher – exposure environment than Florida subtropical tests. Compared with Florida, Arizona is much hotter and receives about 15-20% more annual total solar and UV energy. Arizona experiences large day to night temperature variations, about 17 °C (31 °F) on average. Arizona receives little annual rainfall and has low atmospheric moisture overall. Specimens tested in the Arizona desert can be expected to have superior resistance to sunshine and elevated temperatures.

ARIZONA DESERT IS PERFECT FOR TESTING:

- > Sunlight (UV) stability
- > Heat aging effects
- > Thermal expansion stress resistance
- > Heat deflection and distortion
- > Material durability in low humidity environments

OHIO

Northeast Ohio has a Northern Temperate climate, meaning it experiences four true seasons during the year. Outdoor specimens are subject to a range of exposures to UV light, temperature, and water, including regular freeze/thaw cycles during the winter.

Although Northeast Ohio testing will generally not attain the acceleration of natural outdoor testing in Florida or Arizona, it does deliver conditions experienced by much of the population of the United States and the rest of the world.

Some industries include a benchmark Northern Temperate climate in their certification programs, in addition to Florida and Arizona, to ensure a fully comprehensive program for natural weathering. Ohio is ideal for meeting these requirements.





Accelerated Laboratory Testing

Q-Lab offers a full range of accelerated laboratory weathering and corrosion testing services at our fully-equipped facilities in Florida and Germany. Q-Lab can perform most testing that utilizes xenon arc, fluorescent UV, salt spray, or cyclic corrosion chambers. Contract testing at Q-Lab is an ideal solution for companies that:

- > Have a short-term need for testing but aren't ready to invest in facilities and equipment
- > Need additional testing capacity that the in-house lab can't accommodate
- > Have a special project with a new test cycle that can't be performed in-house
- > Need third-party verification of test results

STANDARD & CUSTOM EXPOSURES

Tests and evaluations are performed to appropriate ASTM, ISO, EN, DIN, JIS, SAE, GB, AATCC, or other standard procedures.

Visit Q-Lab.com/standards or contact Q-Lab to discuss a particular standard.

We can also perform custom exposures to meet your individual testing needs. **More on page 13.**

TWO LABS, ONE STANDARD OF QUALITY

- > Homestead, Florida USA
- > Saarbrücken, Germany

Both locations follow the ISO 17025 accredited Quality System, ensuring the best care for your projects.



Homestead, Florida USA



Saarbrücken, Germany



RAPID RESULTS

Xenon arc test chambers are used to test colorants in paints and plastics.

TYPES OF ACCELERATED TESTS



XENON ARC WEATHERING

For weathering tests that require full sunlight simulation, the **Q-SUN** xenon arc weathering chamber can perform a variety of methods from the automotive, textile, building material, paint, plastics, personal care, or other industries. Xenon arc instruments are usually the best choice for applications where color change is the primary failure mode of concern.



FLUORESCENT UV WEATHERING

When changes to physical properties of polymeric materials are the concern, the **QUV** accelerated weathering tester is an effective tool for comparative testing. Fluorescent UV lamps match the most damaging portion of the sunlight spectrum (UVA and UVB), reproduce degradation from germicidal treatments (UVC), or simulate indoor environments (Cool White).



SALT SPRAY/ CYCLIC CORROSION

Q-FOG cyclic corrosion chambers can perform any test from simple salt spray to tests with precise control of RH and moisture transitions, which is required by most OEM automotive standards. In addition, certain models can also perform demanding modern test protocols like CASS and JASO M609.



Q-TRAC Natural Sunlight Concentrator Testing

Faster test, natural environment. Accelerated outdoor materials testing using a Q-TRAC natural sunlight concentrator delivers the benefits of testing in a natural outdoor environment while at the same time amplifying the sunlight and heat delivered to specimens. This testing is especially useful for highly-durable materials with long expected lifetimes.

SUPER-FAST RESULTS FROM NATURAL SUNLIGHT

The Q-TRAC delivers the same amount of damaging ultraviolet energy in just one year as specimens would experience in five years of Florida sunlight. Like other accelerated tests, sunlight concentrator testing allows products to be brought to market faster, but the Q-TRAC uses natural sunlight to reduce further the risk of generating erroneous test results. In this way, the Q-TRAC delivers dual benefits – the realism of natural exposures and the speed of accelerated laboratory tests.

Q-TRAC IS PERFECT FOR TESTING:

- > Roofing
- > Coil coatings
- > Fluoropolymers
- > Geosynthetics
- > Powder coatings
- > Building materials
- > Industrial coatings
- > Hardboard coatings

ONLY IN ARIZONA

Q-TRAC testing requires a high proportion of direct beam sunlight and low cloud cover that exists only in very dry environments.



ENHANCED SUNLIGHT WITH CONCENTRATING MIRRORS


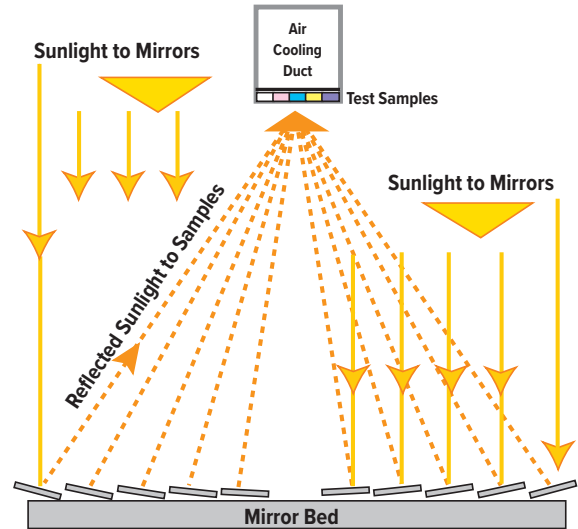
The Q-TRAC system uses an array of 10 flat mirrors to reflect and concentrate natural sunlight onto the test specimens. It further maximizes the exposure by automatically tracking the sun throughout the day in both azimuth (horizontal) and elevation (vertical).

Q-TRAC WATER SPRAY & SPECIAL APPLICATIONS

Water spray during the night time can simulate the time of wetness experienced in Florida, and during the day it can simulate thermal shock associated with rain bursts. During night-time wetting, specimens are oriented facing upward to give increased wetness and realism compared to original natural sunlight concentrator testing. Q-Lab also offers temperature-controlled Q-TRAC testing for more heat-sensitive specimens.

Several standardized cycles—including desert, freeze/thaw, and spray are available to test different materials and end-use application. Standards include:

- > ASTM G90
- > ASTM D4141
- > ASTM D4364
- > ASTM D5105
- > ASTM D5722
- > SAE J1961
- > SAE J576
- > ISO 877-3
- > AAMA 623, 624 and 625



Automotive Interior Testing

Accelerated testing to simulate behind-glass environments. Interior components in automobiles and other behind-glass environments can experience higher temperatures than materials in service outdoors. AIM box testing delivers high temperatures in combination with natural sunlight behind window glass for fast, realistic testing.

AIM BOX

An Automotive Interior Materials (AIM) box is an under-glass enclosure that simulates the sunlight and heat found inside an automobile. Although this technology was developed for the automotive industry, it can be very effective for many applications where glass-filtered sunlight and heat are important stressors, such as building window assemblies and electrical enclosures.

Key test standards for AIM box testing include GMW 14873, GMW 16717, GMW 3417, GM 2617M, GM 3619M, GM 7454M, GM 7455M, GM 9538P, Ford DVM 0020, and ASTM G201.

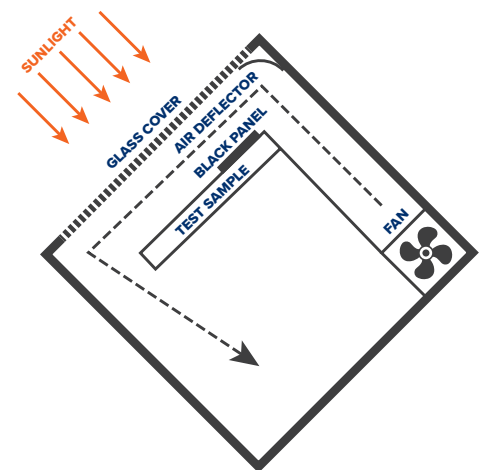
DEGRADATION MODES PRODUCED IN AIM BOX TESTING:

- > Color change
- > Cracking
- > Peeling
- > Oxidation
- > Heat deflection
- > Tackiness

REALISTIC SIMULATION

Testing automotive interiors can be different from testing other materials because air temperatures inside a vehicle can far exceed the temperature outside it. Materials can reach 100 °C or more in warmer climates. Furthermore, the light that reaches internal components is filtered by automotive glass, making it different from natural outdoor sunlight.

The AIM box uses tempered glass - clear or laminated - to simulate the sunlight spectrum experienced inside a car. In addition, a black panel thermometer continuously monitors the environment inside the box. A cooling fan and curtain are used to ensure that specimens are maintained at precise and realistic temperatures.





HIGH TEMPERATURE TESTING

Automotive instrument and dashboard panels are commonly tested in AIM boxes.

ACCELERATION

The AIM box in Arizona can perform precision azimuth tracking of the sun throughout the day. This boosts the total amount of solar radiation reaching the specimens for faster results without sacrificing accuracy.

TRUE AIM BOX

To increase the total amount of solar radiation exposure, Q-Lab's proprietary new TRUE (Tracking Reflecting Ultra Exposure) AIM box uses highly reflective mirrors and dual-axis tracking (azimuth and elevation) to focus more sunlight into the box interior. This technique approximately doubles the total sunlight received every day.



Standard Outdoor Exposures

True benchmarking via standardized testing. Natural outdoor testing according to international test standards gives improved consistency of results from test to test. Having a library of outdoor test data according to recognized test standards gives the best estimate for a product's service life and serves as an excellent basis for comparison to accelerated laboratory testing.

DIRECT EXPOSURE (ASTM G7, ASTM D1435)

Specimens can be securely mounted at a variety of angles for direct exposure to the sun. Various backing techniques are available to simulate the thermal environment of the specimen's intended service application. Plywood backing raises temperatures, while open- or mesh-backed specimens receive maximum natural air flow for cooler temperatures.



UNDER GLASS (ASTM G24, ISO 877-2)

These exposures are used to test interior-use materials, such as textiles and printing inks. Specimens are behind 3 mm window glass which will filter out short-wavelength (UVB) light. Exposures are typically at a 45° or 5° angle from horizontal.



BLACK BOX (ASTM D4141, GMW 14873)

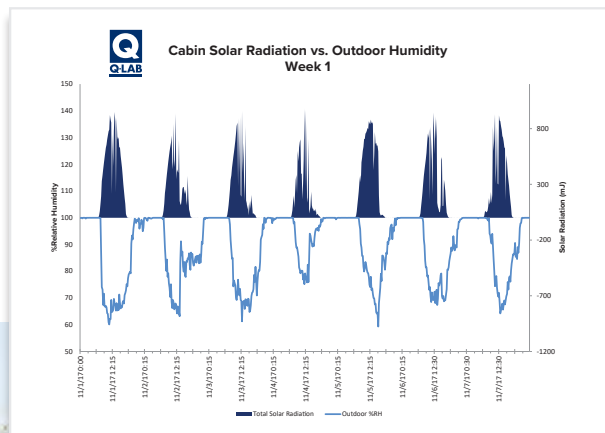
These tests reproduce conditions found on the horizontal surfaces of a vehicle, including higher temperatures and longer wet times. Under glass black box exposures are used to test automotive interior materials or other applications that experience similar conditions.



Other standard outdoor exposure test methods are available, including salt-accelerated, outdoor acid etch, and mildew-enhanced weathering.

Custom Tests & Special Projects

If you need a specialized test for a component, assembly, or complete product, Q-Lab can customize a test program to identify any problem areas quickly. Do you need to measure the temperature profile of multiple areas of your product throughout the day? Or design a test that accurately simulates your product's end use? Whatever your need, our experts can design a customized test solution to fit your budget.



Outdoor weathering testing in a replicated end use environment, like the shed shown above, can demonstrate interactions between components and give a more realistic representation of outdoor product durability.

DETAILED DATA ACQUISITION

Q-Lab can instrument your product to capture the data most important to you, and we always take care to protect confidentiality.



Evaluations & Physical Testing

Exposing your products or materials is only half of the equation. Measuring how they degrade over time is the other half. Q-Lab's engineers and technicians are worldwide experts at identifying and quantifying how your materials change when exposed to weathering or corrosion tests. We have many tools at our disposal to tell you nearly everything you need to know about your product's performance.

VISUAL EVALUATIONS

Visual evaluations detail all defects observed, such as cracking/checking, blistering, chalking, dirt retention, flaking, mildew growth, surface rust, or color change, according to standardized rating scales.

Q-Lab technicians are highly trained and experienced experts in the field of evaluation techniques and reporting scales. Many are actively involved in the organizations that create and maintain the standards relied upon by labs around the world.

COLOR & GLOSS MEASUREMENTS

Instrumental measurements of appearance and surface characteristics include gloss, distinctness of image, and color. These are used in place of or in addition to visual ratings, and are required by many standards. The science of color and appearance measurement can be very complex, and Q-Lab's experts can guide you through your options to ensure you get the correct data for your needs.





VISUAL EVALUATIONS

All visual ratings are made under standard lighting conditions to provide accurate, repeatable results.

MECHANICAL TESTS

Mechanical tests on physical properties are necessary for many products and materials. They include:

- > Drop impact
- > Pencil hardness
- > Tape adhesion
- > Mandrel bend & elongation
- > Tensile strength & elongation
- > Shear & peel adhesion
- > Gravelometer stone chip impact
- > Taber abrasion

PHOTOGRAPHY & SPECIAL HANDLING

A complete test program often includes other special services or handling. Common services include washing, polishing, scribing, and specimen weighing. Q-Lab can also photograph weathering and corrosion changes, which requires special lighting skills and equipment.



OUR GLOBAL NETWORK

We are committed to provide world-class technical, sales, and repair support in each of the over 60 countries in which we operate. Visit [Q-Lab.com/support](https://www.q-lab.com/support) for contact information specific to your location and inquiry type.

GLOBAL HEADQUARTERS

WESTLAKE, OH USA
info@q-lab.com
+1-440-835-8700

Q-LAB EUROPE, LTD.

BOLTON, ENGLAND
info.eu@q-lab.com
+44-1204-861616

Q-LAB DEUTSCHLAND GMBH

SAARBRÜCKEN, GERMANY
info.de@q-lab.com
+49-681-857470

Q-LAB CHINA

SHANGHAI, CHINA
info.cn@q-lab.com
+86-21-5879-7970

Q-LAB FLORIDA

HOMESTEAD, FL USA
testing@q-lab.com
+1-305-245-5600

Q-LAB ARIZONA

BUCKEYE, AZ USA
testing@q-lab.com
+1-623-386-5140