



## **AMECA List of Diffusing Plastic Materials**

January 23, 2026



**List of**

**Diffusing Plastics Used on Motor Vehicles**

---

**January 23, 2026 Edition**

**Automotive Manufacturers Equipment Compliance Agency, Inc.  
1025 Connecticut Avenue, NW Suite #1000  
Washington DC 20036**

**[www.ameca.org](http://www.ameca.org)**

## 1. STATUS

The following materials have been accepted by the Automotive Manufacturers Equipment Compliance Agency as meeting the weathering test procedures and criteria for cracking, crazing, color, and delamination of FMVSS 108. The materials do not meet 108 haze requirements. No evaluation has been made as to the suitability of individual materials for particular automotive uses, or to the manufacturing methods.

***You must contact the resin or coating manufacturer to determine the best material for your application.***

***Every plastics resin manufacturer has specialized products for different applications, processing conditions, manufacturing equipment, light sources and final use.***

The device manufacturers must ensure that the lenses molded from acceptable materials meet the color and plastic stability test requirements for each individual device.

## 2. LISTING

The material is listed by the manufacturer's name, trade name and flow formulation, type of resin, color number and color.

## 3. DISTRIBUTION

This list is distributed free on a monthly basis. Any revised or pre-release editions may be obtained by contacting AMECA.

## 4. DEFINITIONS

Coating -- Material applied to surface of the lens to improve some aspect of performance.

Coated materials-- a material which has a coating applied to the surface of the finished sample to impart some protective properties. Coating identification means a mark of the manufacturer's name, formulation designation number, and recommendations for application.

Color bleeding -- the migration of color out of a plastic part onto the surrounding surface.

Cracking -- a separation of adjacent sections of a plastic material with penetration into the specimen.

Crazing -- a network of apparent fine cracks on or beneath the surface of materials.

Delamination -- a separation of the layers of a material including coatings.

Hard Coat --     1) Coating which is cured by UV radiation.  
                      2) Coating which provides additional resistance to abrasion or scratching which may be cured by thermally or by UV radiation. May contribute to long term durability of material.

**NOTE:** Both definitions are being used--please verify the intended performance when discussing hard coats.

Haze -- the cloudy or turbid appearance of an otherwise transparent specimen caused by light scattered from within the specimen or from its surface.

UV-protective Coat -- Coating designed to provide additional protection from the sun's electromagnetic radiation, particularly those wavelengths in the UV bandwidth. Often used on polycarbonate substrates to improve weathering performance. Polycarbonates must be coated for use in or in front of reflex reflectors.

Reflex reflectors-- devices used on vehicles to give an indication to approaching drivers using reflected light from the lamps of the approaching vehicle.

Substrate -- Base material to which all other performance enhancing materials are added.

UV radiation -- Short wavelength, high energy radiation emitted by the sun or other object (HID lamp). Wave lengths between 10 and 380 nm.

HID Lamp -- High Intensity Discharge Lamp. Lamps produce light by the use of a stabilized arc. Lamps can produce significant UV radiation which may require special materials. See SAE J-1647

## 5. NOTE ON COLOR

The colors listed have been determined to be in compliance with SAE J-578 using the ASTM E 308-66 method in thicknesses specified by the resin manufacturer (SAE J576 S4.1).

**NOT EVERY COLOR LISTED WILL MEET SAE J-578 COORDINATES  
FOR YOUR INTENDED THICKNESS**

**NOT EVERY MATERIAL IN EVERY COLOR WILL MEET J578 WITH  
LED OR ILLUMINANT C LIGHTSOURCES**

**CHECK WITH THE RESIN MANUFACTURER'S COLOR SPECIALIST**

The ASTM E 308-66 method uses an illuminant A light source energized to 2856k. *If you use anything other than an incandescent light source at 2856k you MUST verify that the resulting color meets the specifications of SAE J-578 for your intended thickness.* Halogen light sources at 3200k, illuminant C (strobe) and LED light sources can alter the color output. In addition, some light sources do not emit color or luminous flux uniformly. Measurements should be made to verify that the emitted light using your intended lightsource meets the specifications of J-578 throughout its photometric range.

## 6. NOTE ON INNER LENS COLOR

*Combinations of inner and outer lenses with various colors may not perform predictably. Output can vary with different light sources. Check with the resin manufacturer's color specialist when making selections.*

## 7. NOTE ON "EQUIVALENT" FORMULATIONS.

Many companies have distributed manufacturing facilities, cooperative agreements or joint ventures. In order to list a facility or another company the company which has done the three year weathering testing must send documentation stating that the materials, processes and end products are equivalent between itself and the new applicant. Due to industry complaints, the List of Acceptable Plastics has revised the listing to more accurately reflect the test data from various parent companies. ***In addition, if the joint***

***venture is terminated or the manufacturing facility is sold, the subsidiary or joint company must be able to provide weathering test data on its own. A company can no longer rely on the parent company data and processes if they have no relationship to the parent company who conducted the original testing.***

## **8. NOTE ON SUBMITTING FOR ADDITIONAL COLORS**

If you plan to add an additional color number to your listing, please list the existing colors which have undergone the three year weathering that are a greater and lesser concentration. The colors listed MUST be in the same color space.

## **9. Note on Inner Lens Testing**

Currently SAE has issued no guidelines for inner lenses. If and when they do, they will be the requirements that everyone must follow. In the meantime, we would recommend for following guidelines for inner lens test setup.

- 1) You must bracket test every color combination (light/dark) you want to use—red, blue, amber, etc. The light/dark colors must be in the same color space.
- 2) You must bracket test molecular weight (heavy/light) for both outer lens and inner lens.
- 3) The test setup—airspace, ventilation, should duplicate as close as possible the conditions in an inner automotive lens including factors such as ventilation, spacing between inner and outer lens and coatings.
- 4) For more information, please see SAE Paper: <http://papers.sae.org/2004-01-0800>

Inner lens materials will be listed as a system. Both the inner lens and outer lens material/color will be listed *together*. If you only test a limited range of lens colors, thicknesses or materials that is how they will be listed.

## **10. Special Note on the definition of “Protected Inner Lens” and/or “Protected Applications”**

**Protected Inner Lenses or Protected Applications for polycarbonate lenses refers to an outer lens which has a UV absorbing capabilities. NOT physical protection but UV protection.**

## Frequently Asked Questions

Q1) If someone else has weathered a polycarbonate/PMMA material, do I have to weather my polycarbonate/PMMA material?

A) Yes, every company's material stands independently from what another company has done. Each coating, pigment and additive must be tested with each company's own material. Each separate material stands alone for weathering performance unless bracketed by materials of higher and lower concentrations or molecular weights.

Q2) If someone else has weathered a pigment with another plastic do I have to weather the pigment with my plastic?

A) Yes, every company's material stands independently from what another company has done. Each coating, pigment and additive must be tested with each company's own material. Each separate material stands alone for weathering performance unless bracketed by materials of higher and lower concentrations or molecular weights.

Q3) If someone else has weathered a coating do I have to weather my material with that coating?

A) Yes, every company's material stands independently from what another company has done. Each coating, pigment and additive must be tested with each company's own material. Each separate material stands alone for weathering performance unless bracketed by materials of higher and lower concentrations or molecular weights.

Q4) How many thicknesses do I have to test?

A) SAE 576:  $1.6 \pm 0.25$  mm,  $2.3 \pm 0.25$  mm,  $3.2 \pm 0.25$  mm, and  $6.4 \pm 0.25$  mm.

Q5) Even if it's for a coating?

A) Yes.

Q6) Do materials have to meet the color requirements before testing?

A) Yes: Samples for the thicknesses specified by the manufacturer must conform to the applicable color test requirement of this standard prior to testing. If no special thicknesses apply, then all 4 used by SAE J576 must comply.

Testing outline. Note, we also recommend you send DOUBLE samples to prevent any errors.

► 4 Thicknesses

- For each colour
- For each coating
- For each molecular weight (MW)

► For example:

- 4 thickness samples of dark red, uncoated, Lowest MW
- 4 thickness samples of light red, uncoated, Lowest MW
- 4 thickness samples of dark red, uncoated, Highest MW
- 4 thickness samples of light red, uncoated, Highest MW
  
- 4 thickness samples of dark red, coating 1, Lowest MW
- 4 thickness samples of light red, coating 1, Lowest MW
- 4 thickness samples of dark red, coating 1, Highest MW
- 4 thickness samples of light red, coating 1, Highest MW
  
- Now repeat for clear, yellow, blue, coating 2 & coating 3

## AMECA List of Diffusing Plastic Materials Table of Contents

<b>ASAHI KASEI CORPORATION .....</b>	<b>9</b>
<b>COVESTRO DEUTSCHLAND AG (EUROPE) .....</b>	<b>10</b>
<b>COVESTRO (HONG KONG) LIMITED (ASIA PACIFIC) .....</b>	<b>10</b>
<b>COVESTRO LLC (AMERICA) .....</b>	<b>10</b>
<b>LX MMA CORP. ....</b>	<b>12</b>
<b>MITSUBISHI CHEMICAL CORPORATION .....</b>	<b>13</b>
<b>MOCOM COMPOUNDS GMBH &amp; CO. KG. ....</b>	<b>14</b>
<b>ROEHM AMERICA LLC .....</b>	<b>14</b>
<b>RÖHM GMBH .....</b>	<b>14</b>
<b>ROEHM CHEMICAL (SHANGHAI) CO., LTD.....</b>	<b>14</b>
<b>SUMITOMO CHEMICAL CO., LTD. ....</b>	<b>16</b>
<b>SUMITOMO CHEMICAL ASIA PTE LTD. ....</b>	<b>16</b>
<b>SUMITOMO CHEMICAL EUROPE S.A./N.V. ....</b>	<b>16</b>
<b>TEIJIN LIMITED .....</b>	<b>17</b>
<b>TRINSEO ALTUGLAS DIVISION .....</b>	<b>18</b>
<b>INDEX OF COMPANIES AND MATERIALS .....</b>	<b>19</b>
<b>APPENDIX A: AMECA ACCREDITED LABORATORY INFORMATION .....</b>	<b>20</b>
<b>APPENDIX B: SUPPLEMENTAL LAB INFORMATION .....</b>	<b>21</b>

Asahi Kasei Corporation	80N	Polymethyl Methacrylate	KML1069	White
			KML1070	White
			KML1071	White
			KML1090	White
			KML1091	White
			NS00165	Clear
			NS00178	Clear

<u>MFR.</u>	<u>TRADE NAME AND FLOW FORMULATION</u>	<u>TYPE OF RESIN</u>	<u>NUMBER</u>	<u>COLOR</u>
-------------	--	----------------------	---------------	--------------



Covestro Deutschland AG (Europe)  
Covestro LLC (America)  
Covestro (Hong Kong) Limited (Asia Pacific)  
[www.covestro.com](http://www.covestro.com)

Diffusive Film Product Grades  
Protected Applications Only

Polycarbonate

White

Makrofol® LM228 in 300/500 micron thickness  
Makrofol® LM243 in 150/500 micron thickness  
Makrofol® DE14 in 175/500 micron thickness  
Makrofol® DE62 in 175/500 micron thickness  
Makrofol® DE72 in 175/500 micron thickness  
Makrofol® LM302 in 175/500 micron thickness  
Makrofol® UV503 14 250 / 500 micron thickness,

Makrofol® Films were tested behind coated Makrolon AL2447 and uncoated Roehm PMMA 8N.



Covestro Deutschland AG (Europe)  
Covestro LLC (America)  
Covestro (Hong Kong) Limited (Asia Pacific)  
[www.covestro.com](http://www.covestro.com)

Makrolon® 2405	Polycarbonate	021471	White
Makrolon® 2407	Protected Applications Only	021531	White
Makrolon® LED2245	Approved Color Codes	021532	White
Makrolon® LED2247		021533	White
		021688	White

Makrolon® LED2245DQ	Polycarbonate	028335	White
	Protected Applications Only	029335	White
	Approved Color Codes		

Makrolon® LED2245EL	Polycarbonate	021754	White
	Edge-Lighting Product Grades	021760	White
	Protected Applications Only	021767	White
		021769	White

Note: Makrolon® LED2245EL may not be used as a reflex reflector.  
Makrolon® LED2245EL is considered a diffused material above 3.2 mm when behind PMMA,  
and above 6.4 mm when behind polycarbonate.

Note: All Covestro inner lens products are tested behind clear coated 2.3mm Makrolon AL 2647

Makrolon 2407 in diffusive colors listed is protected by Makrolon®AL2647 with Momentive Performance Materials Inc. PHC587.

<u>MFR.</u>	<u>TRADE NAME AND FLOW FORMULATION</u>	<u>TYPE OF RESIN</u>	<u>NUMBER</u>	<u>COLOR</u>
-------------	--	----------------------	---------------	--------------

**Coating in Alphabetical Order and Corresponding Manufacturer**

PHC587: See Momentive Performance Materials, Inc.

**Coating Manufacturer in Alphabetical Order**



Information on PHC 587C hard coat may be obtained by writing to the following:

Momentive Performance Materials GmbH  
Building V7  
51368 Leverkusen  
Germany

Momentive Performance Materials Inc.  
260 Hudson River Road  
Waterford, NY 12118  
[www.momentive.com](http://www.momentive.com)

<u>MFR.</u>	<u>TRADE NAME AND FLOW FORMULATION</u>	<u>TYPE OF RESIN</u>	<u>NUMBER</u>	<u>COLOR</u>
LX MMA CORP.	HI835MS	Polymethyl	ID59	Diffusion
	IH830C	Methacrylate	ID68	Diffusion
<a href="http://www.lxmma.com">www.lxmma.com</a>	IH830HR		ID88	Diffusion
			ID178	Diffusion
Formerly LGMMA Corproation			ID188	Diffusion
			ID193	Diffusion
			ID195	Diffusion
			ID198	Diffusion
			ID1558	Diffusion
			ID1559	Diffusion

Color ID59 is available on HI835MS from 1.6 mm to 3.2 mm only

Color ID59 is available on IH830C from 1.6 mm to 3.2mm only

Color ID88 is available on HI835MS from 1.6 mm to 3.2 mm only

Color ID88 is available on IH830C from 1.6 mm to 3.2 mm only


Material HI835MS is available in colors ID68, ID178, ID188, ID193, ID195 ID198, ID1558, and ID1559 in all thicknesses

Material IH830C is available in colors ID1559 in all thicknesses

Material IH830C is available with colors ID68, ID178, ID188, ID193, ID195 ID198, and ID1558 in 3.2 mm only


Material IH830HR is not available in Color ID193 in any thickness

<u>MFR.</u>	<u>TRADE NAME AND FLOW FORMULATION</u>	<u>TYPE OF RESIN</u>	<u>NUMBER</u>	<u>COLOR</u>
Mitsubishi Chemical Corporation	DURABIO D7342DR <a href="http://www.m-chemical.co.jp">www.m-chemical.co.jp</a>	Aliphatic Polycarbonate	06D075	Diffusive

<u>MFR.</u>	<u>TRADE NAME AND FLOW FORMULATION</u>	<u>TYPE OF RESIN</u>	<u>NUMBER</u>	<u>COLOR</u>
<div> MOCOM Compounds GmbH &amp; Co. KG <a href="http://www.mocom.eu">www.mocom.eu</a></div>	Alcom PC 740/4 UV	Polycarbonate	CC1320-08LG	Clear/ light scattering
			CC1321-08LG	Clear/ light scattering
			CC1322-08LG	Clear/ light scattering
			CC1323-08LG	Clear/ light scattering
			RD1123-05 LD	Red, diffusive
			Alcom LG PC 1000 UV	

**Note:**

All Mocom inner lens products are tested behind clear 2.0 mm Makrolon GP 099 coated with protective Momentive Performance Materials Inc. PHC 587.


 TRADITIONALLY <b>INNOVATIVE</b>  Roehm America LLC Röhm GmbH Roehm Chemical (Shanghai) Co., Ltd  <a href="http://www.roehm.com">www.roehm.com</a> <a href="http://www.acrylite-polymers.com">www.acrylite-polymers.com</a> <a href="http://www.Plexiglas.de">www.Plexiglas.de</a>	PMMA ACRYLITE®/ PLEXIGLAS® <b>Softlight</b>	8N zk3BR zk4BR zk5BR zk6BR AG100	df20	<b>Clear</b>
			df21	--
			df22	0
			df23	1
				9V913
	PMMA ACRYLITE®/ PLEXIGLAS® <b>Softlight</b>	8N AG100		<b>Neutral</b>
				543A
			df42	
			df43	<b>Yellow</b>
			df44	13025
	PMMA ACRYLITE®/ PLEXIGLAS® <b>Softlight</b>	8N AG100	df46	23085
			df47	1V400
				2V404
			df92	<b>Amber</b>
			df93	23340
			df95	23095
			df97	23335
			df98	13115
			df99	23105
				2V401
				<b>Red</b>
				3V137
				3V136
				3V126
				3V125
				33661
				33681
				33780(901)

<u>MFR.</u>	<u>TRADE NAME AND FLOW FORMULATION</u>	<u>TYPE OF RESIN</u>	<u>NUMBER</u>	<u>COLOR</u>
			33721	
			33711	
			33701	
			33691	
			3V401	
			3V402	
			3V403	
			3V408	
			<b>Green</b>	
			65122	
			65542	
			<b>Gray</b>	
			7V274	
			7V275	
			7V273	
			7V271	
			7V272	
			7V270	
			7V269	
			7V268	
			7V265	
			7V205	
			7V336	
			7V337	
			7V338	
			7V244	
			75451	
			77670	

Note: 7V336, 7V338 and 7V337 are listed from 1.6 to 3.2 mm only

<u>MFR.</u>	<u>TRADE NAME AND FLOW FORMULATION</u>	<u>TYPE OF RESIN</u>	<u>NUMBER</u>	<u>COLOR</u>
Sumitomo Chemical Co., Ltd. <a href="http://www.sumitomo-chem.co.jp">www.sumitomo-chem.co.jp</a>	SUMIPEX® F10	Polymethyl Methacrylate	011	White
Sumitomo Chemical Asia PTE Ltd. <a href="http://sumitomo-chem.com.sg">http://sumitomo-chem.com.sg</a>	SUMIPEX® F10	Polymethyl Methacrylate	011	White
Sumitomo Chemical Europe S.A./N.V. <a href="http://www.sumitomo-chem.be">www.sumitomo-chem.be</a>	SUMIPEX® F10	Polymethyl Methacrylate	011	White

<u>MFR.</u>	<u>TRADE NAME AND FLOW FORMULATION</u>	<u>TYPE OF RESIN</u>	<u>NUMBER</u>	<u>COLOR</u>
Teijin Limited	PANLITE ML-2200 PANLITE ML-2205	Polycarbonate		Clear
<a href="http://www.teijin.co.jp">www.teijin.co.jp</a>				
Note: Only 1.6mm thickness was tested.				

<u>MFR.</u>	<u>TRADE NAME AND FLOW FORMULATION</u>	<u>TYPE OF RESIN</u>	<u>NUMBER</u>	<u>COLOR</u>
 Trinseo Inc. Altuglas Division Altuglas S.r.l. (Italy) Trinseo Korea Ltd. Altuglas Division <a href="http://www.trinseo.com">www.trinseo.com</a> <a href="http://www.plexiglas.com">www.plexiglas.com</a> <a href="http://www.altuglas.com">www.altuglas.com</a>	ALTUGLAS™ (Or PLEXIGLAS™)	Polymethyl		Colorless/Clear
	ALTUGLAS™ R-Life	Methacrylate	58102	White
	PLEXIGLAS™ R-Life		58200	White
	V045		58235	White
	V825		66080	White
	V825 CR50		68177	White
	V920T		616	Red
	DR		756	Red
	Diffuse 81		18242	Red
	Diffuse 101		883	Amber
	Diffuse 301		937	Amber
	Diffuse 302			
	Diffuse 502			
	MI7			

V920T is only available in color 68177 white.

PLEXIGLAS™ or ALTUGLAS™ Frosted V045 is only in white 68177

Note: Red 756 is only listed for the thickness 0.177 inches and thicker.

Note: Amber 937 is only listed for thickness 0.125 inches and thinner.

## Index of Companies And Materials

ACRYLITE®	14	Mitsubishi Chemical Corporation	13
Alcom LG PC 1000 UV	14	MOCOM Compounds GmbH & Co. KG	14
Alcom PC 740/4 UV	14	Momentive Performance Materials, Inc.	11
Altuglas	18	PANLITE ML-2200	17
Altuglas S.r.l. (Italy)	18	PANLITE ML-2205	17
Appendix A		PHC587	10, 11
AMECA Accredited Laboratory Information	20	Plexiglas	18
Arizona Desert Testing	20	PLEXIGLAS	14
Asahi Kasei Corporation	9	Q-Lab Test Services	20
Atlas Weathering Services Group	20	Roehm America LLC	14
Covestro Deutschland AG (Europe), Covestro LLC		Roehm Chemical (Shanghai) Co., Ltd.	14
(America), Covestro (Hong Kong) Limited (Asia		Röhm GmbH	14
Pacific)	10	SUMIPEX® F10	16
DURABIO D7342DR	13	Sumitomo Chemical Asia PTE Ltd.	16
IH830C	12	Sumitomo Chemical Co., Ltd.	16
IH830HR	12	Sumitomo Chemical Europe S.A./N.V.	16
LX MMA Corporation	12	Teijin Limited	17
Makrofol®	10	Trinseo Altuglas Division	18
Makrolon® 2405	10	Trinseo Korea Ltd	18
Makrolon® 2407	10	V825	18
Makrolon® LED2245	10		
Makrolon® LED2247	10		

## Appendix A: AMECA Accredited Laboratory Information

Arizona Desert Testing  
21212 West Patton Road  
Wittman, Arizona 85361  
**Tel:** (623) 388-9500  
**FAX:** (623) 388-9007  
**Website:** [www.aztest.com](http://www.aztest.com)

Atlas Weathering Services Group  
DSET Laboratories  
45601 N. 47th Avenue  
Phoenix, Arizona 85027-7042  
**Tel:** (623) 465-7356; (800) 255-DSET  
**FAX:** (623) 465-9409  
**Website:** [www.atlas-mts.com](http://www.atlas-mts.com)


Atlas Weathering Services Group  
South Florida Test Services Everglades Division  
16100 S.W. 216th Street  
Miami, Florida 33170  
**Tel:** (305) 245-3659  
**FAX:** (305) 245-9122  
**Website:** [www.atlas-mts.com](http://www.atlas-mts.com)

Q-Lab Arizona Test Services  
24742 West Durango Street  
Buckeye, Arizona 85326  
**Tel:** (623) 386-5140  
**FAX:** (623) 386-5143  
**Website:** [www.q-lab.com](http://www.q-lab.com)

Q-Lab Florida Test Services and  
1005 S.W. 18th Avenue, P.O.  
Box 349490  
Homestead, Florida 33034  
**Tel:** (305) 245-5600  
**FAX:** (305) 245-5656  
**Website:** [www.q-lab.com](http://www.q-lab.com)

## Appendix B: Supplemental Lab Information

Helping You Put Your Products To The Test



THE GLOBAL LEADER IN  
PRODUCT DURABILITY, PERFORMANCE &  
WEATHERING TESTING INSTRUMENTS & SERVICES

# Instruments

## Accelerated Weathering ♦ Corrosion ♦ Flammability ♦ Solar Environmental ♦ Technical Lighting

### Ci Series Weather-Ometers



- Atlas' flagship accelerated weathering instruments offer superior performance, innovative features, and large capacity.
- ♦ Water-cooled xenon arc lamps and advanced filter technology deliver the best simulation of natural sunlight
  - ♦ Best-in-class uniformity for irradiance, temperature, relative humidity and spray
  - ♦ Intuitive touch screen controls
  - ♦ Custom testing capabilities

### SUNTEST® Family



- The most widely used flatbed xenon test chambers available in tabletop or free standing models to meet lower testing capacity needs. Features include:
- ♦ Optical light filters to simulate indoor/outdoor sunlight
  - ♦ A variety of accessories ideal for testing realistic end-use conditions
  - ♦ Best-in-class flatbed irradiance and temperature uniformity

### Xenotest® Instruments



- These premium air-cooled accelerated weathering instruments offer an array of options to meet virtually all global weathering and lightfastness testing requirements.
- ♦ Designed with state-of-the-art controls
  - ♦ On-rack radio-controlled sensor technology for superior monitoring of light and temperature
  - ♦ High water and power efficiency

### UVTest



- An economical fluorescent/UV weathering test instrument for product screening at lower operating costs.
- ♦ Simple touch screen operation and control in several languages
  - ♦ Patented irradiance calibration safety access ports
  - ♦ Remote Ethernet data acquisition application
  - ♦ Recirculating spray water option

### Corrosion Cabinets



- The most sophisticated and versatile corrosion and salt fog cabinets available. Capable of replicating automatic cycling between several environmental conditions to reduce the need to move or otherwise handle test specimens.
- ♦ Design maximizes testing volume
  - ♦ Large solution reservoir
  - ♦ Optional features allow for simulation of several environmental conditions

### Flammability Chambers



- Atlas flammability chambers offer unmatched accuracy, repeatability and safety when determining the burn rates and resistance of various materials.
- ♦ All chambers are easy to install and operate
  - ♦ Specimen holders available to accommodate a variety of material types
  - ♦ Chambers are available for appliance, aircraft and automotive applications

### Solar Simulation Systems



Atlas Custom Systems designs and builds custom solar simulation systems such as walk-in chambers or full-scale test facilities. These full scale test facilities use a series of highly coordinated metal halide lights to provide uniform radiant energy to meet the demanding testing needs of many industries.

### Solar Environmental Chambers



A group of integrated, easy-to-use test chambers for various solar and environmental applications. These instruments combine environmental simulation with metal halide lighting technology and are ideal for testing medium to large sized automotive, plastics, electronics and 3D components, finished products as well as PV modules.

### Technical Lighting Systems



Atlas/KHS technical lighting systems are designed for high-speed photography and video. These systems are ideal for crash testing and other safety experiments, custom designed to match the complex illumination requirements of various test configurations. Available with conventional HMI light sources or the latest LED technology, these lighting systems offer an array of solutions for analytical testing of high speed events.

**Our mission is to help our customers worldwide provide the most reliable and durable product solutions through our combined experience and expertise in weathering instruments and testing, custom capabilities, consulting and global support.**

## Services

### Natural & Accelerated Weathering Testing ♦ Evaluations ♦ Consulting ♦ Technical Support ♦ Client Education

#### Natural Weathering Services



Atlas offers outdoor weathering sites worldwide to ensure factors from a variety of climates can be tested.

- ♦ Static Exposure Testing
- ♦ Sun Tracking Exposure Testing
- ♦ EMMAQUA® Accelerated Outdoor Testing
- ♦ Ultra-Accelerated Weathering Testing
- ♦ Automotive Exposure Testing (Samples, Components, Complete Vehicles)

#### Accelerated Laboratory Weathering Services



Atlas Weathering Services Group operates one of the largest networks of ISO/IEC 17025 accredited accelerated weathering testing laboratories in the world. Our indoor exposure labs offer artificial accelerated weathering tests and a variety of other environmental test programs, all designed to accurately simulate true end-use conditions and meet global weathering standards.

#### Evaluation Services



Atlas offers a wide range of evaluation and measurement services for your specimens during and after the weathering process.

- ♦ Instrumental Color/Gloss Measurements
- ♦ Visual Evaluations
- ♦ Photography/IR Imaging
- ♦ Emittance
- ♦ Spectral Transmittance/Reflectance
- ♦ Solar Reflectance Index
- ♦ Additional Optical Property Measurements

#### Consulting Solutions



Atlas Consulting Solutions offers design and implementation of environmental durability testing methods, programs, and strategies. Our international group of weathering experts help you achieve your objectives through all stages of the value chain from materials to components, systems to end-use products.

#### Worldwide Technical Support



Proper maintenance is critical in order for your instrument to operate at peak performance. Atlas' AMECARE Performance Services Program ensures that your instrument will operate optimally at all times. Benefits include:

- ♦ Preventative maintenance inspections
- ♦ Scheduled ISO accredited calibrations (where available)
- ♦ Detailed service reports with professional assessment of key components

#### Client Education & Training



Atlas offers an array of resources designed to advance your weathering education and provide you with the knowledge you need to successfully meet your testing requirements. Events include:


- ♦ Seminars
- ♦ Workshops
- ♦ Webcasts
- ♦ In-House Programs
- ♦ Technical Conferences

#### Solar Industry Solutions



Atlas offers a complete portfolio of testing services to evaluate the performance, durability and reliability of solar cells, modules, complete arrays, concentrated solar power products and solar thermal collectors. Atlas also offers its proprietary Atlas 25® long-term durability testing program for solar modules.

# Ultra-Accelerated EMMA<sup>®</sup>



# THE BENEFITS OF ULTRA-ACCELERATED TESTING

## What is the Ultra-Accelerated EMMA®?

The Ultra-Accelerated EMMA (UA-EMMA) is Atlas’ latest advancement in natural exposure testing. This new outdoor testing device delivers approximately 10-12 years of equivalent radiation exposure as would be received in a standard outdoor testing rack in South Florida in a single year.

The system achieves this accelerated exposure through a patented “cool mirror” technology that has very high reflectance in the UV and near visible wavelength ranges while attenuating reflectance in the longer wavelength visible and IR portions of the solar spectrum.

## What are the Advantages?

The new UA-EMMA system allows for greatly accelerated testing while fulfilling three critical testing requirements:

- Exposes many different types of materials to ultra-high UV irradiance
- Maintains high fidelity to the natural solar UV spectrum
- Keeps specimens at acceptable exposure temperatures



## Ideal Materials for UA-EMMA® Testing

- Materials that require a long service life
- Transparent and glazed materials
- Temperature sensitive materials such as PVC
- Coatings applied to metal panels
- Materials that perform well in EMMA or EMMAQUA exposure testing

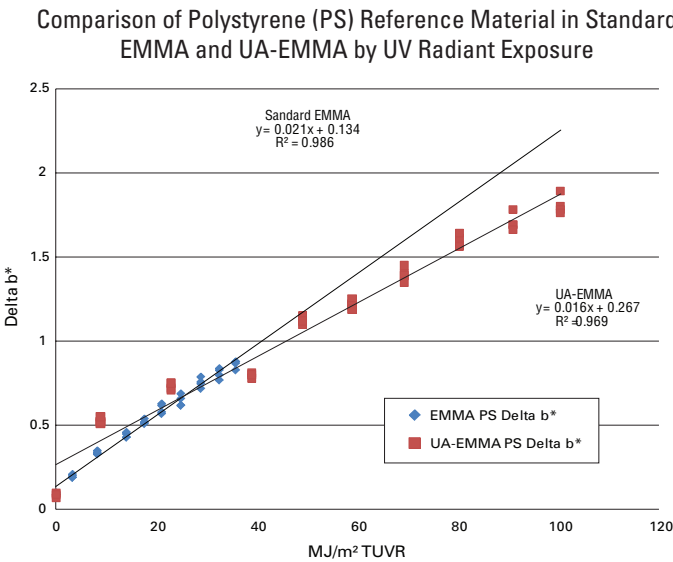
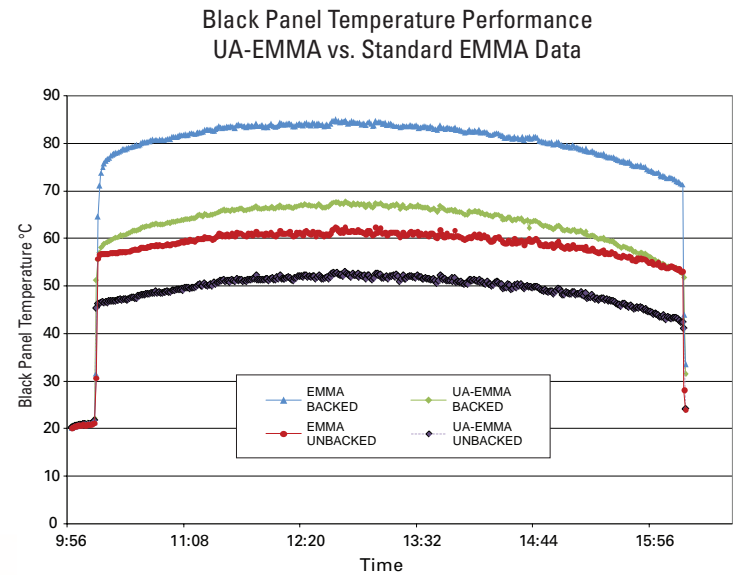
## Applications

- Adhesives
- Agricultural Films
- Automotive Exteriors
- Building Materials
- Elastomers
- Glass (Architectural & Automotive)
- Packaging
- Paints & Coatings
- Plastics
- Roofing
- Sealants

## EMMAQUA® Weathering Standards

The table below lists selected standards for EMMAQUA exposure. For details, refer to the individual standards. Test methods which are proprietary to individual companies and which also specify Fresnel-based exposure methods are not listed here.

EMMAQUA STANDARD	SCOPE	COUNTRY
ISO 877-3	Plastics	International
ASTM D3841	Glass-fiber reinforced polyester	USA
ASTM D4141	Coatings	USA
ASTM D4364	Plastics	USA
ASTM D5722	Coated hardboard	USA
ASTM E1596	PV modules	USA
ASTM G90	Non-metallic materials	USA
SAE J576	Optical automotive plastics	USA
SAE J1961	Automotive exterior	USA
SAE-AMS-T-22085	Preservation sealing tape	USA
JIS Z2381	General	Japan



The first EMMAQUA® device, constructed with a wooden frame and sheet metal skin, is patented, manufactured and placed into service.

1958

Atlas’ DSET Laboratories relocates from Phoenix to New River, Arizona. The EMMAQUA device is redesigned with a steel framework and more efficient spray delivery system.



1969



EMMAQUA+®, the next generation of accelerated weathering devices, is introduced. Advancements include individual cycle programming, black panel temperature control, and altazimuth solar tracking for more efficient delivery of full-spectrum solar energy.

1986

The MQ3K is launched, utilizing state-of-the-art technology in computer-controlled cycle programming, more accurate altazimuth solar tracking, one-touch start/stop, error sensing feedback and the most-specular mirrors available.



1999



Atlas introduces four patented suites of Temperature-Controlled EMMAQUA. (Static, Night, Dynamic Temperature and Variable Irradiance Control). This breakthrough allows for the testing of materials that are sensitive to thermal buildup.

2004

Atlas introduces the UA-EMMA, the latest advancement in outdoor accelerated testing. This device couples the EMMA platform with a new patented mirror system, optimizing real-world correlation.



2014



## Global Support, Weathering Exposure Sites & Laboratories

### ■ Corporate Offices

Chicago, Illinois USA ■ Linsengericht, Germany ■ Shanghai, China ■ São Paulo, Brazil  
Élancourt, France ■ Mörfelden-Walldorf, Germany ■ Bangalore, India ■ Leicester, United Kingdom

### ● Outdoor Exposure Sites & Laboratories

Miami, Florida USA • Phoenix, Arizona USA • Sanary, France • Chicago, Illinois USA • Duisburg, Germany • Leicester, United Kingdom  
Hoek van Holland, The Netherlands • Chennai, India • Prescott, Arizona USA • Loveland, Colorado USA • Medina, Ohio USA  
Keys, Florida USA • Jacksonville, Florida USA • Alberta, Michigan USA • Hainan, China • Guangzhou, China  
Seosan, Korea • Miyakojima, Okinawa, Japan • Choshi, Japan • Kirishima, Japan  
Singapore • Melbourne, Australia • Townsville, Australia • Novorossiysk, Russia  
Gelendzhik, Russia • Moscow, Russia

### ▲ Local Sales & Service Support

To contact your local Atlas Sales representative please visit <http://atlas-mts.com/contact/local-representatives/>

For general inquiries please contact us at [atlas.info@ametek.com](mailto:atlas.info@ametek.com)

[www.atlas-mts.com](http://www.atlas-mts.com)



**Real Weathering Test Solutions**

*DEPLOYING PRECISION AND SPEED FOR REAL-WORLD RESULTS*


**AZTEST**  
*arizona desert testing llc*

# Welcome

to Arizona Desert Testing, LLC (AZTEST),  
where capability, climate and client service  
deliver **rapid** and **accurate** weathering test results.

From accelerated to natural, exterior to interior, our range of weathering solutions  
provide data-driven and empirical findings to evaluate product and material performance.

It is a fact that time and the elements take their toll on products;  
ensure yours pass the test with our spectrum of weathering services.



ANALYZING  
PRODUCT PERFORMANCE  
OVER TIME IS KEY  
TO ITS SUCCESS  
—  
ACCELERATE YOUR RESULTS  
WITH AZTEST SERVICES

The Arizona desert is an ideal environment for weathering studies. Blistering heat, extreme aridity and near-constant sunshine combine to create a virtually unmatched outdoor laboratory for benchmarking product durability under harsh conditions.


## CONTENTS

ACUVEX® exterior materials accelerated weathering ..... 2 proprietary testing services that speed the effects of exposure	AZTEST complete service suite .....14
AZTEST® ENCLOSURES for automotive interior materials .....6 testing to gauge interior product reactions to various heat, humidity, and light conditions	AZTEST online access and accreditations ..... 15
NATURAL OUTDOOR WEATHERING testing that measures the effect of climatic forces ..... 10	HOW TO ORDER ..... 16

high irradiance : accelerated weathering

# ACUVEX

## ACUVEX® for exterior materials

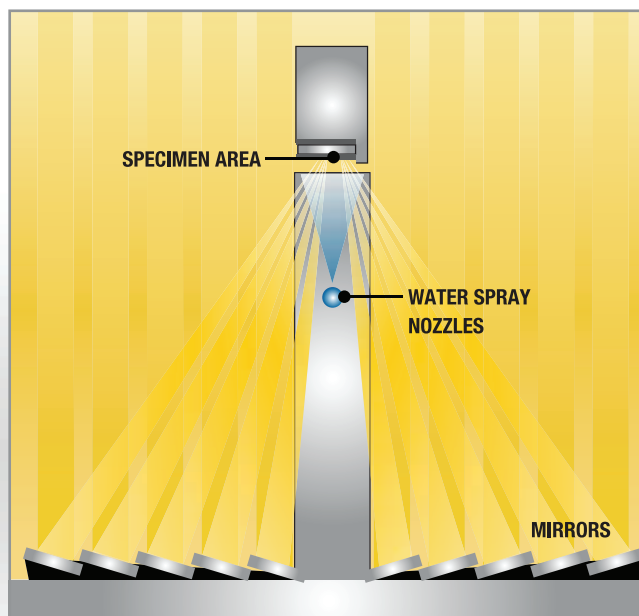


AZTEST's proprietary ACUVEX® for Exterior Materials—Accurate Controlled Ultra Violet Exposure—is an engineered solution that accelerates the effects of material weathering. Its innovative design concentrates sunlight for maximum intensity and measures the related effects on materials.

### HOW ACUVEX WORKS

Each ACUVEX tracker contains 10 specular—highly reflective—mirrors that focus sunlight onto an air-cooled specimen area as required by ASTM G90—**Standard Practice for Performing Accelerated Outdoor Weathering Using Concentrated Natural Sunlight**. Specimens face the mirrors and are mounted upside down onto a specimen target area. Tracker units consist of two ACUVEX test machines mounted on a single tracker, which moves in azimuth (rotation) and elevation to keep the specimen area in focus. Temperatures are maintained by a fan blowing ambient air over the specimen surfaces.

Because of AZTEST's technology and the desert climate, ACUVEX specimens receive about five times more ultraviolet radiation in a year as compared to a southern Florida outdoor exposure.



# Exterior maximum intensity



## HOW ACUVEX® TESTS WATER EFFECTS

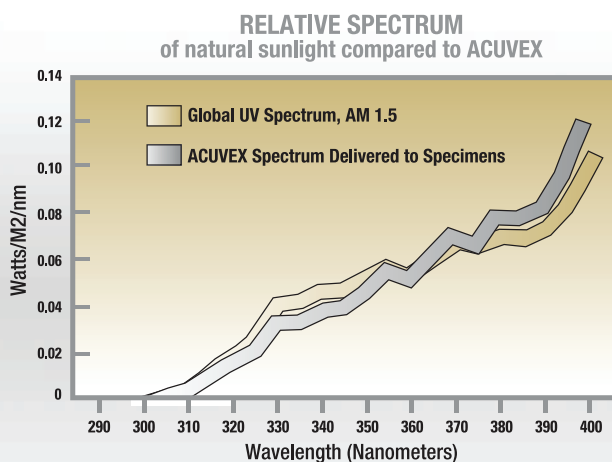
High-purity water sprays are used to simulate the effects of more humid climates like Florida. The water must contain less than 1.0 ppm TDS (total dissolved solids) and less than 0.2 ppm silica to comply with ASTM G90. ACUVEX spray cycles are shown below:

SPRAY CYCLE	DESCRIPTION
CYCLE 1*	8-minute water sprays every hour during the day with three 8-minute water sprays at night
CYCLE 2*	No water sprays
CYCLE 3*	3-minute water sprays every 15 minutes at night
AZTEST Extended	8-minute water sprays every hour during the day with 3-minute water sprays every 15 minutes at night

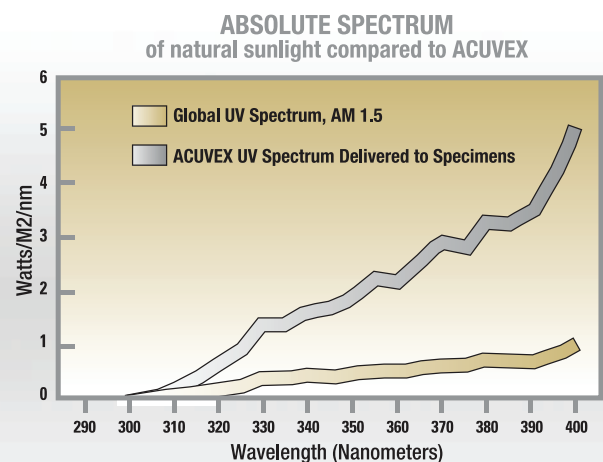
\*As listed in ASTM G90


## ACUVEX NATURAL SUNLIGHT

The graph depicts the relative spectrum of natural sunlight compared to ACUVEX. When contrasted with other accelerated weathering test methods, ACUVEX—which complies with ASTM G90—provides the closest match to natural sunlight in ultraviolet terms.



This graph portrays the absolute spectrum of natural sunlight compared to ACUVEX. With the ACUVEX unit, radiation intensity at the specimen surface is much greater than with natural sunlight exposure—providing faster tests.





## HOW ACUVEX® CONTROLS AND CAPTURES DATA

Each ACUVEX tracker in the exposure field contains a dedicated onboard computer to control all operation phases, powered by a DC power supply with battery backup. Totally automatic, trackers safely shut down

during power outages until power returns. Each tracker's computer receives input from solar cells and turns on motors to automatically keep

specimens in focus during the day. Other automatic functions include controlling water sprays, switching tracking on and off, and continuously monitoring machine operation.

At AZTEST, our ACUVEX trackers, field weather station, and office computers are connected via a dedicated network. Emergency conditions are reported to office computers, facilitating fast repairs to minimize downtime. Conditions recorded at each test machine are archived to provide a history of exposure conditions. Each ACUVEX tracker has a black and white panel thermometer (as shown at left) mounted in the specimen area alongside test specimens. These are used to monitor machine operations and record exposure-test history.

## HOW ACUVEX SUPPORTS DIVERSE TESTING REQUIREMENTS

Specimens generally are flat with a maximum dimension of 15 cm, (6 in), along one edge. A typical specimen size is 7.5 x 13 cm (3 x 5 in). However, many sizes can be accommodated as long as one dimension does not exceed 15 cm (6 in). Specimens larger than 15 cm (6 in) can often be accommodated with special mounting.

Specimen thickness is usually 3 mm (1/8 in) or less, but thicker specimens can be accommodated with special mounting. Specimens are mounted unbacked, which allows both front and back surfaces to be cooled; however, backed mounting can be used to provide higher specimen temperatures.



## HOW TO ESTIMATE TEST TIME AND COST

Each product's testing is as unique as its profile—to best estimate cost and duration of a specific ACUVEX test exposure, go to:

[www.aztest.com/acucal](http://www.aztest.com/acucal)

This online calculator will provide a close assessment of your requirements as shown below:

[Site Map](#)


**AZTEST**  
 arizona desert testing llc

Home	Weathering	Services	Company	Download	Login										
<b>Online ACU-CAL</b>															
Month Shipped <span style="border: 1px solid black; padding: 0 5px;">June</span> Water Sprays? <input checked="" type="radio"/> with <input type="radio"/> without Duration <span style="border: 1px solid black; padding: 0 5px;">360</span> <span style="border: 1px solid black; padding: 0 5px;">UV MJ/m2</span> Measure <input checked="" type="radio"/> Specimens <input type="radio"/> Lineal # Specimens <span style="border: 1px solid black; padding: 0 5px;">15</span> Dimensions <span style="border: 1px solid black; padding: 0 5px;">13</span> by <span style="border: 1px solid black; padding: 0 5px;">7.5</span> <span style="border: 1px solid black; padding: 0 5px;">cm</span> <small>Thickness cannot exceed 0.5in (1.25cm)</small> <div style="text-align: center;"><span style="border: 1px solid black; padding: 0 5px;">Estimate</span></div>	<table style="width: 100%; border-collapse: collapse;"> <tr> <td style="padding: 2px;"><b>Est. Start</b></td> <td style="padding: 2px;">Jul 1, 2009</td> </tr> <tr> <td style="padding: 2px;"><b>Test Method</b></td> <td style="padding: 2px;">ASTM G90 Cycle 1/3 (sprays)</td> </tr> <tr> <td style="padding: 2px;"><b>Duration</b></td> <td style="padding: 2px;">360 UV MJ/m2</td> </tr> <tr> <td style="padding: 2px;"><b># Specimens</b></td> <td style="padding: 2px;">15</td> </tr> <tr> <td style="padding: 2px;"><b>Dimensions</b></td> <td style="padding: 2px;">13 by 7.5 cm</td> </tr> <tr> <td style="padding: 2px;"><b>Lineal Length</b></td> <td style="padding: 2px;">112.5 cm</td> </tr> <tr> <td style="padding: 2px;"><b>Est. Cost*</b></td> <td style="padding: 2px;">\$1,066.09</td> </tr> </table>	<b>Est. Start</b>	Jul 1, 2009	<b>Test Method</b>	ASTM G90 Cycle 1/3 (sprays)	<b>Duration</b>	360 UV MJ/m2	<b># Specimens</b>	15	<b>Dimensions</b>	13 by 7.5 cm	<b>Lineal Length</b>	112.5 cm	<b>Est. Cost*</b>	\$1,066.09
<b>Est. Start</b>	Jul 1, 2009														
<b>Test Method</b>	ASTM G90 Cycle 1/3 (sprays)														
<b>Duration</b>	360 UV MJ/m2														
<b># Specimens</b>	15														
<b>Dimensions</b>	13 by 7.5 cm														
<b>Lineal Length</b>	112.5 cm														
<b>Est. Cost*</b>	\$1,066.09														
*The cost shown does not include shipping, inspections, measurements, or cyclic exposure tests. Computed using ACU-CAL Web Version on August 4, 2008 2:53:13 PM MST.															

# tracking specimen monitoring

## ASTM D5722/ SOAK-FREEZE-THAW TESTING

To test pre-finished hardboard and simulate Midwestern US climates, ASTM Committee D01.52 developed test procedure ASTM D5722, "Performing Accelerated Outdoor Weathering of Factory-Coated Embossed Hardboard Using Concentrated Natural Sunlight and a Soak-Freeze-Thaw Procedure."



Testing subjects samples to a series of daily soak-freeze-thaw cycles that include:

1. Daily exposure using ASTM G90 Cycle 1
2. A one-hour soak using de-ionized water
3. A 12-hour freeze at or near  $-18^{\circ}\text{C}$  ( $0^{\circ}\text{F}$ )
4. A one-hour thaw under ambient conditions

The cycle pattern was chosen because of its good correlation to field failures in climates with freeze-thaw cycles.

### TEST STANDARDS

—  
ACUVEX COMPLIES WITH  
THE FOLLOWING NATIONAL  
AND INTERNATIONAL TEST  
STANDARDS:

ASTM G90  
ASTM D4364  
ASTM D5722  
ASTM D4141  
SAE J1961  
ISO 877

Contact AZTEST Customer Service at  
[wsales@aztest.com](mailto:wsales@aztest.com) for more information  
on how AZTEST can meet  
your specific test requirements.

accelerated weathering : real-world accuracy



## AZTEST® Enclosures

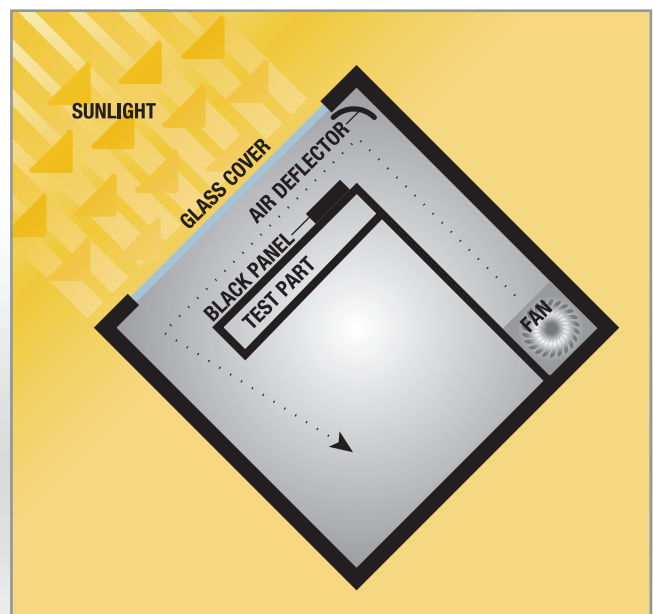
for automotive interior parts and materials

AZTEST Enclosures for Automotive Interior Materials provide vital data and real-world results for interior weathering performance. Automotive interior materials can reach soaring temperatures—exceeding 110° C (230° F) on a summer day in Arizona. Heat and the altered light spectrum from window glass, significantly affects interiors. Add in time, and the effects are both measurable and dramatic.

AZTEST's accelerated weathering test cabinets simulate vehicle interiors and are adjusted to create specific conditions to analyze product performance. AZTEST offers approximately 300 test cabinets ideally suited for evaluating the weatherability of automotive interior materials. In addition, AZTEST is the solar-exposure laboratory for GM interior validation testing and meets automotive standards that include GMW3417, GM2617M, and FORD DVM0020.

### HOW AZTEST ENCLOSURES WORK

Enclosures are sealed, under-glass test fixtures designed with temperature-limiting fans to control the maximum black panel temperature. Black-panel temperature is regulated by a black sensor, which continuously monitors temperatures. As sunlight enters the enclosure, the temperatures of both the cabinet and specimens rise. If the preset temperature is exceeded, recirculating fans automatically cool the interior. Temperatures generally are set in a range from 85° C to 110° C.



# interiors - automotive

## HOW AZTEST® ENCLOSURES WORK—continued


Standard test cabinets placed on sun-tracking mounts follow the sun in azimuth (rotation) to accelerate the weathering process. Enclosures generally are set at a fixed tilt angle (usually 51 degrees from the horizontal) and tracked as they follow the sun in azimuth. This approach provides more solar radiation and faster tests compared to fixed-angle exposures. Plus, azimuth tracking reduces test times without compromising test accuracy—representing a fast and economical alternative to xenon-arc weathering tests.

## TEMPERATURE-NORMALIZED RADIATION

AZTEST deploys a unique methodology to normalize solar radiant exposure based on temperature. As the sensors measure internal temperatures, TNR (Temperature Normalized Radiation) is calculated with the following equation:

$$TNR = \sum_{\text{start}}^{\text{end}} R * e^{(13.643 - [5000 / (T + 273.15)])}$$

This technique minimizes differences for tests run at different times of the year. For a detailed description of this equation, go to [www.aztest.com](http://www.aztest.com).



## HOW AZTEST ENCLOSURES SUPPORT DIVERSE TESTING REQUIREMENTS

Two types of specimens are evaluated in the test enclosures—small, flat automotive interior trim specimens and full-size automotive interior parts, including instrument panels, door panels, fabrics, leather, seat cushions, package trays, seat belts, and steering wheels.

All specimens are mounted to within 50 to 100 mm (2 in to 4 in) from the glass cover. To test in accordance with GMW 3417 and GM9538P, the glass covers are either clear tempered or clear laminated, depending on the test component's location in the vehicle.



## ADVANCED FEATURES

Every enclosure in the test field is monitored by dedicated onboard computers that control all phases of operation. Each is powered by a DC power supply. Totally automatic, enclosures safely shut down during power outages until power returns. Each enclosure computer receives input from solar cells and turns on motors to automatically keep specimens in focus during the day. Other automatic functions include maintaining black-panel temperatures, switching tracking on and off, and continuously monitoring machine operation.

The AZTEST® enclosures, field weather station, and office computers are connected via a dedicated network. Emergency conditions are reported to office computers, facilitating fast repairs to minimize downtime. Conditions recorded at each test machine are archived to provide a history of exposure conditions.



## HOW TO MEET AUTOMOTIVE VALIDATION STANDARDS

AZTEST is the Solar Exposure Laboratory for performing testing in accordance with GMW 3417 and GM 9538P. For these applications, test enclosures are configured as follows:

- Follow-the-sun operation in azimuth with a fixed altitude tilt angle of 51°
- Circulating fans that switch on when black panel temperature reaches 85°C, 93°C, 102°C, or 110°C, depending on the parts type and location in a vehicle
- Exposure timing based on TNR Langleys (Temperature Normalized Radiation)
- Clear laminated or clear tempered glass cover



## TYPICAL TEST TIMES FOR SELECTED INTERIOR PARTS (based on GM 2617M)

PART	REQUIREMENT	TYPICAL TEST DURATION
Instrument Panel	100,000 TNR Langleys at 102°C	4.5 to 7 months
Door Panel Upper / Armrest	50,000 TNR Langleys at 85°C	4 to 6 months
Door Panel Vertical	5,000 TNR Langleys at 85°C	less than one month
Console (horizontal portion)	30,000 TNR Langleys at 93°C	2 to 3 months
Overhead Parts	10,000 TNR Langleys at 85°C	1 to 1.5 months

accuracy  
real-world results



#### ACCELERATED AZTEST MIRRORED ENCLOSURES


AZTEST® offers Mirrored Enclosures for further acceleration. Developed by personnel at GM's Desert Proving Grounds, mirrored enclosures offer significantly faster acceleration over standard enclosures.

This technique allows specimens to accumulate TNR Langleys or MJ/m<sup>2</sup> nearly two times faster than normal azimuth tracking enclosures. Because of the additional light energy provided to specimens, these enclosures typically are operated only at black-panel temperatures greater than or equal to 102°C. Results on these enclosures are generally accepted by GM for hard plastics.

Contact AZTEST Customer Service at  
[wsales@aztest.com](mailto:wsales@aztest.com) for more information  
on how AZTEST can meet  
your specific test requirements.


# NATURAL

true environmental effects : outdoor exposure



## Natural Outdoor Weathering

AZTEST's desert location offers excellent opportunities for natural weathering evaluations. Extremely hot and dry, the Arizona environment is the standard climatic measurement for any outdoor weathering needs. Natural weathering is the only true benchmark for weathering tests. Although very good, accelerated tests can never exactly simulate reactions to real outdoor settings with their inherent climatic changes. Natural weathering not only tests environmental effects, but also respects environmental integrity—using far less electricity than artificial weathering.



### NATURAL WEATHERING STANDARDS

Our testing procedures meet numerous requirements for outdoor weathering, including these industry standards: ASTM G7, G24, D 1435, D 4141, SAE J576, SAE J1976, GM 9163P, GMW 14873, Ford B1-160, and ISO 877. Outdoor exposure tests are typically performed on aluminum exposure racks capable of handling specimens of various dimensions.

# outdoor weathering

## TYPES OF NATURAL WEATHERING

### Direct Weathering

Direct weathering exposes specimens directly to the elements. Specimens are mounted on aluminum exposure racks capable of handling various dimensions and evaluated per industry standards. Factors that affect exposure findings include specimen backing, orientation and test duration.


### Under Glass Weathering

Under glass weathering specimens are mounted under or behind glass. Specimens usually are samples of test materials used inside a building or automobile. Test materials are exposed in cabinets, which protects them from rainfall while letting sunlight pass through a sheet of glass. The glass filters the sunlight, removing (at a minimum) shorter ultraviolet wavelengths in solar radiation. Enclosures are either well-ventilated or sealed, depending on customer requirements. Some of the factors that affect exposure findings include glass type, specimen backing, orientation, and test duration.

### Backing

Backing has a direct effect upon material temperature. The common backing types are:

BACKING TYPE	TYPICAL USE
UNBACKED	Coil coatings, sign material, automotive
BACKED	Siding, roofing, building products, automotive
EXPANDED METAL	Automotive
BLACK BOX	Automotive



# backing under glass direct exposure

## EXPOSURE ANGLES

Specimens can be exposed at any angle facing south. The following table lists the most common exposure angles used in weathering tests:

ANGLE*	TYPICAL APPLICATION
5°	Most automotive specifications
34°	Same as site latitude: generally the most accumulated radiant exposure in a typical year among the common exposure angles
45°	Most popular exposure angle
90°	Siding and other materials used at vertical orientation
Variable 14° – 34° – 54°	Maximizes radiant exposure with four angle changes per year with an overall increase over 34° of about 15 %




\* Measured from the horizontal, facing south

## EXPOSURE DURATION

The duration of weathering is based on elapsed time (days, weeks, months, or years), or based on accumulated radiant exposure—either total (all wavelengths) or ultraviolet. Periodic inspections, measurements and/or returns are recommended.

## FLORIDA WEATHERING

AZTEST can arrange for exposure tests in Florida and other locations. Contact [wsales@aztest](mailto:wsales@aztest) for more information.





### SAE J 576 TESTING

AZTEST provides SAE J576 compliant testing services to meet automotive plastic lens material requirements as required by the Federal Motor Vehicle Safety Standard No. 571.108.

SAE J576 also allows accelerated testing in accordance with ASTM D 4364. This standard is based on ASTM Standard G 90, "Standard Practice for Performing Accelerated Outdoor Weathering of Nonmetallic Materials Using Concentrated Natural Sunlight."

Accelerated and Natural Arizona and Florida Weathering tests are available, including all the required instrumental measurement and visual evaluations.

Federal Motor Vehicle Safety Standard No. 571.108, Lamps, Reflective Devices, and Associated Equipment requires the following tests:

TEST	REQUIREMENT
Material Thickness	Required thickness 1.6 mm, 2.3 mm, 3.2 mm, 6.4 mm
Heat Test	2 hours in circulating oven at $79 \pm 3^{\circ}\text{C}$
Outdoor Weathering	3 years Arizona and Florida — SAE J576
Haze	After weathering, haze cannot exceed 30% as measured by ASTM D1003 for plastic materials used for outer lenses; 7% for plastic materials used as reflex reflectors or for lenses used in front of reflex reflectors.
Luminous Transmittance	After weathering, the luminous transmittance measured in accordance with ASTM E308 shall not have changed more than 25% compared to unexposed measurements.
Color	Must meet SAE J578 color specification before and after weathering
Visual Evaluations	After weathering, must not have color bleeding, delamination, crazing, or cracking. Materials used for reflex reflectors and for materials used in front of reflex materials must not have surface deterioration or dimensional changes.
Minimum number of specimens per material, coating and color type	20 specimens (Five of each thickness).



As an A2LA and AMECA accredited lab, AZTEST can perform all weathering tests required by AMECA and SAE specifications related to automotive lighting lens materials.

diverse : flexible : custom



## AZTEST

complete service suite

Recognizing the diversity of customer testing goals, AZTEST is pleased to offer testing and evaluation services that span numerous color measurement requirements, visual inspection data, and special project objectives.

### COLOR AND GLOSS MEASUREMENTS

AZTEST performs color measurements using a Hunterlab Ultrascan XE spectrophotometer. This instrument features:

- Dual beam optics
- Integrating sphere
- Pulsed Xenon light source
- Capability to measure transparent, translucent, and opaque materials
- Small area (6 mm - 1/4 inch) optional view area
- Improved accuracy and repeatability
- Integrated color measurement software

Typically, color measurements are first performed prior to exposure and then re-assessed after weathering exposure to determine color change. AZTEST can perform color measurements with any common illuminant scale and observer, as well as report measurements using standard scales, including XYZ, CIE Lab, and Hunter Lab. Color measurements also can be performed using portable X-Rite spectrophotometers.

In addition, AZTEST performs gloss measurements using Byk-Gardner and Hunterlab gloss meters with available geometries of 20°, 60° and 85°.

### INSPECTIONS

AZTEST visual inspections are performed in accordance with ASTM and ISO standards. The following criteria (if appropriate) can be included in inspection reports:

- General Appearance
- Checking/Cracking
- Chalking (ASTM and ISO)
- Blistering
- Erosion
- Dirt Retention
- Flaking/Scaling

Digital photography is available as part of AZTEST inspection services.

### SPECIAL PROJECTS

AZTEST is well-versed in conducting special projects that include the following:

- Temperature measurements
- Custom facility design such as:
  - Test Cabinets
  - Solar Simulators
  - Accelerated Weathering Facilities
  - Conventional Test Racks
- Driving evaluations
- Software development



## Internet Data Access

AZTEST clients have the option of password-protected Internet access to their test data through our secure Web site. Clients can perform the following operations:

- Get current “real-time” program status
- View results from color gloss and visual inspection evaluations
- View scanned documents
- View digital start and end of test photographs
- Reset passwords

Client confidentiality of data is protected through our SSL (secure socket layer) Web site and password-protected system.



Testing Certificate # 1507.01

## ISO 17025 Accreditation

AZTEST's Wittmann location is fully accredited by A2LA (American Association for Laboratory Accreditation) to ISO Guide 17025 (Certificate # 1507.01). For a copy of our A2LA Scope of Accreditation, go to [www.aztest.com](http://www.aztest.com). AZTEST also is accredited by AMECA, the Automotive Manufacturers Equipment Compliance Agency for testing automotive lighting to FMVSS 571.108 and SAE J576 .

convenient : quick : secure

ORDER

## How To Order

Contact AZTEST Customer Service at [wsales@aztest.com](mailto:wsales@aztest.com) for more information on how AZTEST can meet your specific test requirements. The sales team will provide guidance on how to create a test, ship your samples and set parameters to evaluate products.

### TO CREATE AN ORDER:

- Go to [www.aztest.com](http://www.aztest.com)
- Click on "Download" at the top of the home page
- Select "Order Forms" from the drop down menu
- Select order form format
- Complete and submit to [wsales@aztest.com](mailto:wsales@aztest.com)

### GUIDELINES FOR ORDERING, PACKING AND SHIPPING\*:

#### **From US locations—**

- Carefully package test samples for shipment
- Non-fabric specimens should be wrapped in a soft paper product (we recommend Kimtech Kimwipes Delicate Task Wipers)
- Do not use newspaper
- Wrap entire package in bubble wrap and secure with tape
- Place package in sturdy box or container and fill gaps with packing material

#### **From international locations—**

- Follow US location packaging instructions above
- Complete a Commercial Invoice to accompany samples
- Assign a \$1.00 value on shipping documents (we recommend sample description as follows: "Test Samples. No Commercial Value")

\*INSTRUCTIONS ALSO AVAILABLE AT [www.AZTEST.com](http://www.AZTEST.com)

### SEND PACKAGED SPECIMENS, ORDER FORM (OPTIONAL) AND PURCHASE ORDER TO:

#### **Arizona Desert Testing LLC**

21212 West Patton Road  
Wittmann, Arizona 85361  
USA

### To contact AZTEST:

call: +1-623-388-9500  
fax: +1-623-388-9007  
e-mail: [wsales@aztest.com](mailto:wsales@aztest.com)  
visit: [www.aztest.com](http://www.aztest.com)

write: 21212 West Patton Road  
Wittmann, Arizona 85361  
USA



**AZTEST**  
*arizona desert testing llc*



**AZTEST**  
*arizona desert testing llc*

21212 West Patton Road  
Wittmann, Arizona 85361  
USA

+1-623-388-9500  
+1-623-388-9007 fax  
wsales@aztest.com

www.aztest.com



# Q-Lab Test Services

---

- ▶ Florida & Arizona Outdoor Exposures
- ▶ Accelerated Laboratory Testing
- ▶ Evaluations





# Weathering & Outdoor Climatic Testing

---

If you're concerned about your product's appearance or functional performance in the outdoor environment, you're not alone. Sunlight, heat, and moisture cause billions of dollars in product damage every year. A proper weathering testing program can help you anticipate and prevent a variety of potential product failures, meet durability specifications, and preserve your reputation for quality.

**Will your product last outdoors? Don't guess when you can test!**



## WHY TEST?

### Reliable weathering and corrosion data can help you:

- > Avoid unexpected product failures
- > Make the best material selection decisions
- > Validate new or less-expensive materials or additives
- > Improve your competitive advantage
- > Warranty your product's lifetime with confidence

Natural outdoor weathering and corrosion testing give the most realistic prediction of product performance. Accelerated testing, available both outdoors and in the laboratory, gives faster results but with some uncertainty about its accuracy. Many companies combine both approaches to ensure reliable results in the shortest time possible.

## WHY CHOOSE Q-LAB?

### Experienced and Reliable

Q-Lab provides the highest-quality weathering testing services. Our first natural weathering site opened in 1959. Today, our scientists and engineers participate and offer leadership in ISO, ASTM, IEC, GB, and numerous other professional organizations in creating standardized test methods and procedures.

### Instant Credibility

When Q-Lab does your testing, the results have instant credibility with your customers and colleagues. Q-Lab conducts all exposure tests and evaluations in accordance with appropriate test methods from ASTM, ISO, BSI, DIN, JIS, SAE, GB, and other recognized organizations and is accredited by AMECA and AAMA.

### Cost-Effective

Q-Lab's state-of-the-art test services are available at a surprisingly affordable price. In many cases, it is less costly to test with Q-Lab than to set up and run tests yourself.

### Best Test Sites, Best Technology

South Florida and Arizona, where Q-Lab does most of its outdoor testing, have been recognized for over a century as harsh climates for product testing. If your products perform well in these benchmark locations, they will perform well just about anywhere. Q-Lab uses the most trusted accelerated weathering and corrosion technologies, used by thousands of companies in dozens of industries.



# Natural Outdoor Testing

**Location is everything.** About one hundred years ago, companies in the paint and automotive industries realized that environmental conditions in South Florida and the Arizona desert were the harshest on their products. Several companies operated their own test sites in these locations, and they used what they learned to make their products durable enough to ensure generations of satisfied customers. Today, much of this testing has been consolidated at Q-Lab's sites in Florida and Arizona. Companies around the globe trust Q-Lab to perform their outdoor product testing.

## FLORIDA

The subtropical climate of the Miami area has the perfect year-round combination of abundant sunlight, warm temperatures, and plentiful water. Sunshine during the summer months in Miami is quite similar to that of northern temperate regions. However, in the winter the difference is dramatic. The key point is that it is the same sun—just more of it, and for a longer duration each year. The same holds true for temperature, rainfall, dew, and humidity.

The result of this perfect combination of environmental factors is that exposures at Q-Lab Florida are accelerated compared to temperate climates. One year of Florida sunshine can produce the same weathering effects on materials as several years of weathering in most major markets around the world. Specimens that can withstand the sunlight, heat, and water in south Florida can be expected to be durable in most locations around the world.

### SOUTH FLORIDA IS PERFECT FOR TESTING:

- > Sunlight (UV) stability
- > Moisture sensitivity
- > Mildew/mold resistance
- > Surface erosion
- > High-temperature resistance
- > Thermal shock response
- > Corrosion behavior
- > Moisture ingress
- > Acid rain resistance

### THE GLOBAL BENCHMARK

Q-Lab Florida has more specimens on test than any other outdoor weathering facility in the world.





## DESERT TESTING

Arizona features even hotter temperatures and higher levels of sunlight than Florida.

## ARIZONA

Arizona's desert climate is characterized by intense sunlight, very high temperatures, minimal rainfall, and very low humidity. Arizona desert exposures provide a different – in some ways harsher – exposure environment than Florida subtropical tests. Compared with Florida, Arizona is much hotter and receives about 15-20% more annual total solar and UV energy. Arizona experiences large day to night temperature variations, about 17 °C (31 °F) on average. Arizona receives little annual rainfall and has low atmospheric moisture overall. Specimens tested in the Arizona desert can be expected to have superior resistance to sunshine and elevated temperatures.

## ARIZONA DESERT IS PERFECT FOR TESTING:

- > Sunlight (UV) stability
- > Heat aging effects
- > Thermal expansion stress resistance
- > Heat deflection and distortion
- > Material durability in low humidity environments

## OHIO

Northeast Ohio has a Northern Temperate climate, meaning it experiences four true seasons during the year. Outdoor specimens are subject to a range of exposures to UV light, temperature, and water, including regular freeze/thaw cycles during the winter.

Although Northeast Ohio testing will generally not attain the acceleration of natural outdoor testing in Florida or Arizona, it does deliver conditions experienced by much of the population of the United States and the rest of the world.

Some industries include a benchmark Northern Temperate climate in their certification programs, in addition to Florida and Arizona, to ensure a fully comprehensive program for natural weathering. Ohio is ideal for meeting these requirements.



# Accelerated Laboratory Testing

Q-Lab offers a full range of accelerated laboratory weathering and corrosion testing services at our fully-equipped facilities in Florida and Germany. Q-Lab can perform most testing that utilizes xenon arc, fluorescent UV, salt spray, or cyclic corrosion chambers. Contract testing at Q-Lab is an ideal solution for companies that:

- > Have a short-term need for testing but aren't ready to invest in facilities and equipment
- > Need additional testing capacity that the in-house lab can't accommodate
- > Have a special project with a new test cycle that can't be performed in-house
- > Need third-party verification of test results

## STANDARD & CUSTOM EXPOSURES

Tests and evaluations are performed to appropriate ASTM, ISO, EN, DIN, JIS, SAE, GB, AATCC, or other standard procedures.

Visit **[Q-Lab.com/standards](https://www.q-lab.com/standards)** or contact Q-Lab to discuss a particular standard.

We can also perform custom exposures to meet your individual testing needs. **More on page 13.**

## TWO LABS, ONE STANDARD OF QUALITY

- > Homestead, Florida USA
- > Saarbrücken, Germany

Both locations follow the ISO 17025 accredited Quality System, ensuring the best care for your projects.



**Homestead, Florida USA**



**Saarbrücken, Germany**



### RAPID RESULTS

Xenon arc test chambers are used to test colorants in paints and plastics.

## TYPES OF ACCELERATED TESTS



### XENON ARC WEATHERING

For weathering tests that require full sunlight simulation, the **Q-SUN** xenon arc weathering chamber can perform a variety of methods from the automotive, textile, building material, paint, plastics, personal care, or other industries. Xenon arc instruments are usually the best choice for applications where color change is the primary failure mode of concern.



### FLUORESCENT UV WEATHERING

When changes to physical properties of polymeric materials are the concern, the **QUV** accelerated weathering tester is an effective tool for comparative testing. Fluorescent UV lamps match the most damaging portion of the sunlight spectrum (UVA and UVB), reproduce degradation from germicidal treatments (UVC), or simulate indoor environments (Cool White).



### SALT SPRAY/ CYCLIC CORROSION

**Q-FOG** cyclic corrosion chambers can perform any test from simple salt spray to tests with precise control of RH and moisture transitions, which is required by most OEM automotive standards. In addition, certain models can also perform demanding modern test protocols like CASS and JASO M609.



# Q-TRAC Natural Sunlight Concentrator Testing

---

**Faster test, natural environment.** Accelerated outdoor materials testing using a Q-TRAC natural sunlight concentrator delivers the benefits of testing in a natural outdoor environment while at the same time amplifying the sunlight and heat delivered to specimens. This testing is especially useful for highly-durable materials with long expected lifetimes.

## SUPER-FAST RESULTS FROM NATURAL SUNLIGHT

The Q-TRAC delivers the same amount of damaging ultraviolet energy in just one year as specimens would experience in five years of Florida sunlight. Like other accelerated tests, sunlight concentrator testing allows products to be brought to market faster, but the Q-TRAC uses natural sunlight to reduce further the risk of generating erroneous test results. In this way, the Q-TRAC delivers dual benefits – the realism of natural exposures and the speed of accelerated laboratory tests.

## Q-TRAC IS PERFECT FOR TESTING:

- > Roofing
- > Coil coatings
- > Fluoropolymers
- > Geosynthetics
- > Powder coatings
- > Building materials
- > Industrial coatings
- > Hardboard coatings

## ONLY IN ARIZONA

Q-TRAC testing requires a high proportion of direct beam sunlight and low cloud cover that exists only in very dry environments.



## ENHANCED SUNLIGHT WITH CONCENTRATING MIRRORS

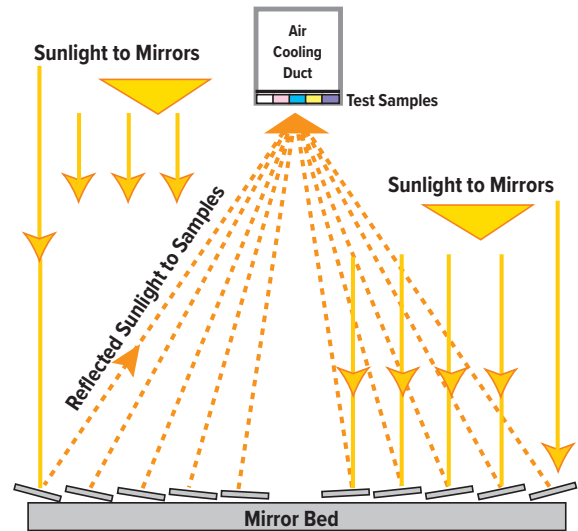
The Q-TRAC system uses an array of 10 flat mirrors to reflect and concentrate natural sunlight onto the test specimens. It further maximizes the exposure by automatically tracking the sun throughout the day in both azimuth (horizontal) and elevation (vertical).

## Q-TRAC WATER SPRAY & SPECIAL APPLICATIONS

Water spray during the night time can simulate the time of wetness experienced in Florida, and during the day it can simulate thermal shock associated with rain bursts. During night-time wetting, specimens are oriented facing upward to give increased wetness and realism compared to original natural sunlight concentrator testing. Q-Lab also offers temperature-controlled Q-TRAC testing for more heat-sensitive specimens.

Several standardized cycles—including desert, freeze/thaw, and spray are available to test different materials and end-use application. Standards include:

- > ASTM G90
- > ASTM D4141
- > ASTM D4364
- > ASTM D5105
- > ASTM D5722
- > SAE J1961
- > SAE J576
- > ISO 877-3
- > AAMA 623, 624 and 625



# Automotive Interior Testing

**Accelerated testing to simulate behind-glass environments.** Interior components in automobiles and other behind-glass environments can experience higher temperatures than materials in service outdoors. AIM box testing delivers high temperatures in combination with natural sunlight behind window glass for fast, realistic testing.

## AIM BOX

An Automotive Interior Materials (AIM) box is an under-glass enclosure that simulates the sunlight and heat found inside an automobile. Although this technology was developed for the automotive industry, it can be very effective for many applications where glass-filtered sunlight and heat are important stressors, such as building window assemblies and electrical enclosures.

Key test standards for AIM box testing include GMW 14873, GMW 16717, GMW 3417, GM 2617M, GM 3619M, GM 7454M, GM 7455M, GM 9538P, Ford DVM 0020, and ASTM G201.

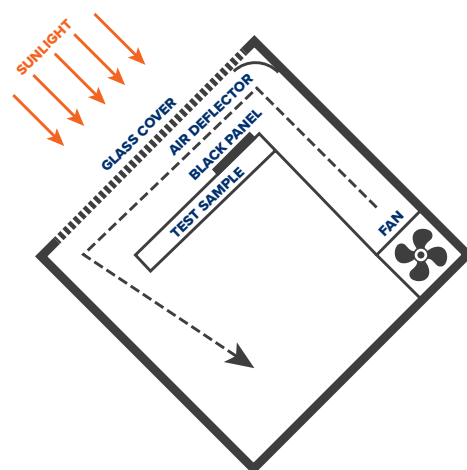
## DEGRADATION MODES PRODUCED IN AIM BOX TESTING:

- > Color change
- > Cracking
- > Peeling
- > Oxidation
- > Heat deflection
- > Tackiness

## REALISTIC SIMULATION

Testing automotive interiors can be different from testing other materials because air temperatures inside a vehicle can far exceed the temperature outside it. Materials can reach 100 °C or more in warmer climates. Furthermore, the light that reaches internal components is filtered by automotive glass, making it different from natural outdoor sunlight.

The AIM box uses tempered glass - clear or laminated - to simulate the sunlight spectrum experienced inside a car. In addition, a black panel thermometer continuously monitors the environment inside the box. A cooling fan and curtain are used to ensure that specimens are maintained at precise and realistic temperatures.





### **HIGH TEMPERATURE TESTING**

Automotive instrument and dashboard panels are commonly tested in AIM boxes.

## **ACCELERATION**

The AIM box in Arizona can perform precision azimuth tracking of the sun throughout the day. This boosts the total amount of solar radiation reaching the specimens for faster results without sacrificing accuracy.

## **TRUE AIM BOX**

To increase the total amount of solar radiation exposure, Q-Lab's proprietary new TRUE (Tracking Reflecting Ultra Exposure) AIM box uses highly reflective mirrors and dual-axis tracking (azimuth and elevation) to focus more sunlight into the box interior. This technique approximately doubles the total sunlight received every day.



# Standard Outdoor Exposures

---

**True benchmarking via standardized testing.** Natural outdoor testing according to international test standards gives improved consistency of results from test to test. Having a library of outdoor test data according to recognized test standards gives the best estimate for a product's service life and serves as an excellent basis for comparison to accelerated laboratory testing.

## DIRECT EXPOSURE (ASTM G7, ASTM D1435)

Specimens can be securely mounted at a variety of angles for direct exposure to the sun. Various backing techniques are available to simulate the thermal environment of the specimen's intended service application. Plywood backing raises temperatures, while open- or mesh-backed specimens receive maximum natural air flow for cooler temperatures.



## UNDER GLASS (ASTM G24, ISO 877-2)

These exposures are used to test interior-use materials, such as textiles and printing inks. Specimens are behind 3 mm window glass which will filter out short-wavelength (UVB) light. Exposures are typically at a 45° or 5° angle from horizontal.



## BLACK BOX (ASTM D4141, GMW 14873)

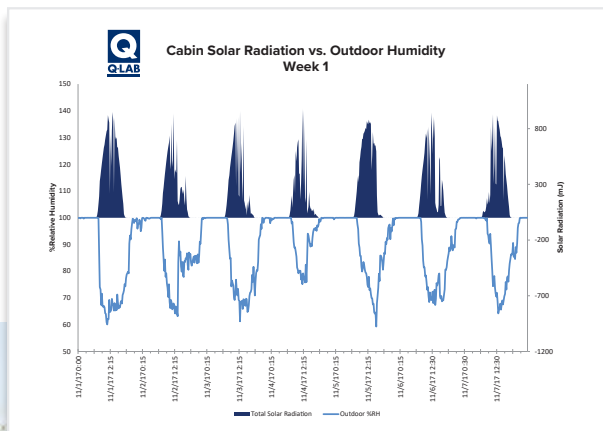
These tests reproduce conditions found on the horizontal surfaces of a vehicle, including higher temperatures and longer wet times. Under glass black box exposures are used to test automotive interior materials or other applications that experience similar conditions.



*Other standard outdoor exposure test methods are available, including salt-accelerated, outdoor acid etch, and mildew-enhanced weathering.*

# Custom Tests & Special Projects

If you need a specialized test for a component, assembly, or complete product, Q-Lab can customize a test program to identify any problem areas quickly. Do you need to measure the temperature profile of multiple areas of your product throughout the day? Or design a test that accurately simulates your product's end use? Whatever your need, our experts can design a customized test solution to fit your budget.



Outdoor weathering testing in a replicated end use environment, like the shed shown above, can demonstrate interactions between components and give a more realistic representation of outdoor product durability.

## DETAILED DATA ACQUISITION

Q-Lab can instrument your product to capture the data most important to you, and we always take care to protect confidentiality.



# Evaluations & Physical Testing

---

Exposing your products or materials is only half of the equation. Measuring how they degrade over time is the other half. Q-Lab's engineers and technicians are worldwide experts at identifying and quantifying how your materials change when exposed to weathering or corrosion tests. We have many tools at our disposal to tell you nearly everything you need to know about your product's performance.

## VISUAL EVALUATIONS

Visual evaluations detail all defects observed, such as cracking/checking, blistering, chalking, dirt retention, flaking, mildew growth, surface rust, or color change, according to standardized rating scales.

Q-Lab technicians are highly trained and experienced experts in the field of evaluation techniques and reporting scales. Many are actively involved in the organizations that create and maintain the standards relied upon by labs around the world.

## COLOR & GLOSS MEASUREMENTS

Instrumental measurements of appearance and surface characteristics include gloss, distinctness of image, and color. These are used in place of or in addition to visual ratings, and are required by many standards. The science of color and appearance measurement can be very complex, and Q-Lab's experts can guide you through your options to ensure you get the correct data for your needs.





## **VISUAL EVALUATIONS**

All visual ratings are made under standard lighting conditions to provide accurate, repeatable results.

## **MECHANICAL TESTS**

Mechanical tests on physical properties are necessary for many products and materials. They include:

- > Drop impact
- > Pencil hardness
- > Tape adhesion
- > Mandrel bend & elongation
- > Tensile strength & elongation
- > Shear & peel adhesion
- > Gravelometer stone chip impact
- > Taber abrasion

## **PHOTOGRAPHY & SPECIAL HANDLING**

A complete test program often includes other special services or handling. Common services include washing, polishing, scribing, and specimen weighing. Q-Lab can also photograph weathering and corrosion changes, which requires special lighting skills and equipment.



## OUR GLOBAL NETWORK

We are committed to provide world-class technical, sales, and repair support in each of the over 60 countries in which we operate. Visit [Q-Lab.com/support](https://www.q-lab.com/support) for contact information specific to your location and inquiry type.

### GLOBAL HEADQUARTERS

WESTLAKE, OH USA  
[info@q-lab.com](mailto:info@q-lab.com)  
+1-440-835-8700

### Q-LAB EUROPE, LTD.

BOLTON, ENGLAND  
[info.eu@q-lab.com](mailto:info.eu@q-lab.com)  
+44-1204-861616

### Q-LAB DEUTSCHLAND GMBH

SAARBRÜCKEN, GERMANY  
[info.de@q-lab.com](mailto:info.de@q-lab.com)  
+49-681-857470

### Q-LAB CHINA

SHANGHAI, CHINA  
[info.cn@q-lab.com](mailto:info.cn@q-lab.com)  
+86-21-5879-7970

### Q-LAB FLORIDA

HOMESTEAD, FL USA  
[testing@q-lab.com](mailto:testing@q-lab.com)  
+1-305-245-5600

### Q-LAB ARIZONA

BUCKEYE, AZ USA  
[testing@q-lab.com](mailto:testing@q-lab.com)  
+1-623-386-5140